ROSI

2024

Semplifica la tua vita

Ingegno, tradizione e 45 anni di esperienza nel settore del materiale elettrico ci guidano nella costante creazione di idee e prodotti pensati per semplificare la vita delle persone. Dall' impegno che ogni giorno prendiamo con i nostri clienti, diamo impulso alla nostra innovazione, spingendoci verso obiettivi sempre più ambiziosi.

La nostra energia semplifica la tua vita.

Innovation, tradition and 45 years of experience in electrical distribution products: these are the things that inspire us to constantly create concepts and products designed to make people's lives easier. Every day, our commitment to our clients drives us to innovate and set ourselves ever more ambitious goals.

Our energy makes your life easier!

INDICE GENERALE INDUSTRIALE
INDUSTRIAL GENERAL INDEX

L'AZIENDA
ABOUT US
pag. 4

NOVITÁ
NEWS
pag. 12

INFORMAZIONI TECNICHE
TECHNICAL INFORMATION
pag. 14

1
SPINE E PRESE INDUSTRIALI
INDUSTRIAL PLUGS AND SOCKETS
pag. 24

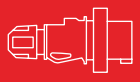

2
MOLTIPLICATORI E ADATTATORI
MULTIPLIERS AND ADAPTORS
pag. 80



3
PRESE INTERBLOCCATE
INTERLOCKED SOCKETS
pag. 100



4
INTERRUTTORI
SWITCHES
pag. 134



5
AVVOLGICAVO E PROLUNGHE INDUSTRIALI
INDUSTRIAL CABLE REELS AND EXTENSION CABLES
pag. 144



6
QUADRI PER L'INDUSTRIA E IL CANTIERE
DISTRIBUTION BOXES FOR INDUSTRY AND BUILDING SITES pag. 154



7
RICARICA PER VEICOLI ELETTRICI
EV CHARGER
pag. 192



8
CENTRALINI E ARMADI
ENCLOSURES AND CABINETS
pag. 200

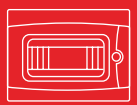

9
SCATOLE DI DERIVAZIONE
JUNCTION BOXES
pag. 230



10
ILLUMINAZIONE PER USO INDUSTRIALE
INDUSTRIAL LIGHTING
pag. 246



INDICE GENERALE DOMESTICO
DOMESTIC GENERAL INDEX

INFORMAZIONI TECNICHE
TECHNICAL INFORMATION
pag. 252

11
SPINE E PRESE
PLUGS AND SOCKETS
pag. 258

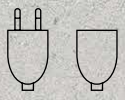

12
ADATTATORI
ADAPTORS
pag. 272



13
MULTIPRESE
MULTIPLE SOCKETS
pag. 288

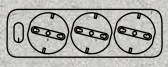

14
PROLUNGHE
EXTENSION CABLES
pag. 312



15
AVVOLGICAVO DOMESTICI
DOMESTIC CABLE REELS
pag. 318

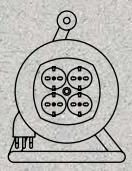

16
SCATOLE PORTAMODULI
SWITCHES AND PLATES
pag. 326

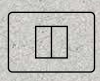

17
MINICANALE
MINITRUNKING
pag. 334



18
ILLUMINAZIONE
PER USO DOMESTICO
DOMESTIC LIGHTING
pag. 342

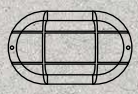

19
ACCESSORI
ACCESSORIES
pag. 348



SISTEMI ESPOSITIVI
DISPLAYS
pag. 354

INDICE PER CODICE
CODE INDEX
pag. 358







1975

Il vincolo al nostro territorio e lo spirito imprenditoriale di Luigi Rosi hanno da sempre plasmato il carattere della nostra azienda.

Nel 1975, Luigi Rosi ha progettato e realizzato la prima presa interbloccata in termoplastico, rifornendo per più di un decennio, le imprese più consolidate e rinomate nel mercato di allora. È così che ci siamo affermati tra i più importanti fornitori del settore.

La nostra attitudine verso il continuo miglioramento ha reso possibile l'introduzione diretta nel mercato del nostro brand, nel 1990.

Da allora fabbrichiamo materiale elettrico, **sempre più innovativo e di qualità,** per la vita quotidiana di privati e professionisti.

Our company has always been marked by its strong bond to the local community and by the entrepreneurial spirit of Luigi Rosi.

In 1975, Luigi Rosi designed and produced the first thermoplastic interlocked power socket, and for over a decade he produced them for some of the leading names in the electrical distribution market – becoming one of the biggest suppliers in the sector.

As part of our commitment to constant improvement, in 1990 we launched our own brand.

Since then we've produced **quality, innovative electrical distribution products** for the everyday needs of private individuals and professionals.



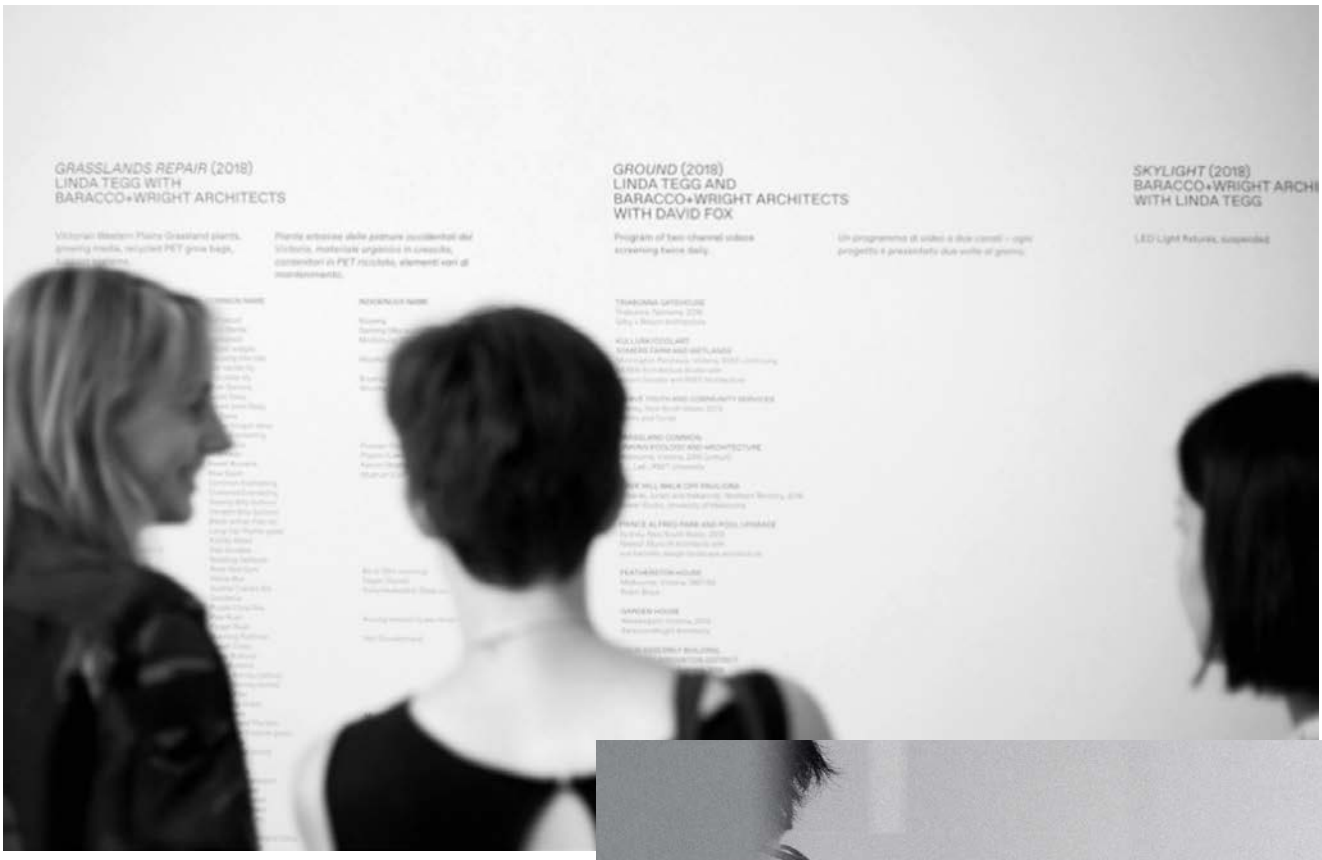
GRASSLANDS REPAIR (2018)
LINDA TEGG WITH
BARACCO+WRIGHT ARCHITECTS
GROUND (2018)
LINDA TEGG AND
BARACCO+WRIGHT ARCHITECTS
WITH DAVID FOX
SKYLIGHT (2018)
BARACCO+WRIGHT ARCHI
WITH LINDA TEGG



Siamo tra i principali produttori di materiale elettrico industriale e domestico, sia a livello nazionale che internazionale.

Da **un'infrastruttura di 10.000 m²,** situata nelle colline di Piacenza - a 100 km da Milano- i nostri prodotti raggiungono i utilizzatori di **più di 40 paesi nel mondo.**

Il nostro impegno consiste nel sostenere le necessità dei clienti e nel risolvere e semplificare i loro problemi in maniera dinamica e proattiva, garantendo loro un servizio efficiente e professionale.

La qualità dei processi e dei prodotti Rosi è certificata dai marchi IMQ, ENEC e ISO 9001.

We are a leading producer of electrical distribution products for the industrial and domestic markets, both nationally and internationally.

From our **10,000 m² factory** in the hills above Piacenza – 100 km from Milan – our products reach users in **over 40 countries around the world.**

Our commitment: to meet the needs of our clients, to solve and to simplify their problems in a dynamic, proactive way, and to guarantee them an efficient and professional service.

Our products and processes follow the Standards setted by IMQ, ENEC and ISO 9001.






ROSI
ROSI
ROSI

La nostra origine e i **più di 45 anni** di esperienza ci guidano nel creare nuove idee, unendo conoscenza, *know how* e sicurezza del consumatore.

In Rosi conserviamo infatti il **carattere dinamico, l'ingegno e la capacità necessaria per progettare e realizzare nuovi prodotti,** senza trascurare la funzionalità.

Il nostro vantaggio competitivo risiede nel poter **offrire costanti miglioramenti** nella vita quotidiana delle persone che si muovono nel settore elettrico, siano essi professionisti o privati.

Our origins and our **+ 45 years** of experience inspire us to create new concepts and products that combine technical knowledge, know-how and consumer safety.

We have the **dynamism, the inventiveness and the ability to design and produce new products** that never overlook functional and ergonomic aspects.

Our competitive advantage lies in the ability to **bring constant improvements** to the daily lives of people who use electrical distribution products, whether they are professionals or private individuals.

BREVETTI INDUSTRIALI
INDUSTRIAL PATENTS

L'innovazione e l'unicità delle nostre soluzioni, che aiutano i professionisti a migliorare l'attività lavorativa in industrie e cantieri, sono garantite da brevetti industriali all'avanguardia.

The innovation and uniqueness of our solutions - which help professionals improve their work in industries and construction sites - are guaranteed by cutting-edge industrial patents.



PLUG SHELL

Adattatore industriale per spine Schuko pressofuse

Industrial adaptor for molded Schuko plugs



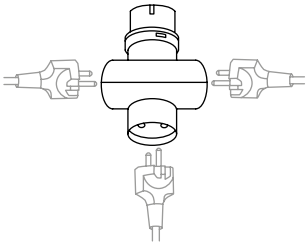

TRIX PRO

Adattatore con 3 prese Schuko bivalenti

Adaptor with 3 italian Schuko sockets



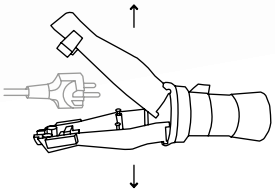

POWER SHELL

Un nuovo concetto di presa Schuko

A new concept of Schuko socket

BREVETTI DOMESTICI
DOMESTIC PATENTS

Abbiamo progettato una gamma specifica di prodotti innovativi con lo scopo di migliorare la vita quotidiana delle persone, unendo ingegno e sicurezza in brevetti domestici di alta qualità.

We have designed a specific range of innovative products with the aim of improving people's daily lives, combining ingenuity and safety in high quality, domestic patents.



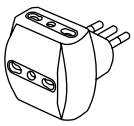

EMILIA PRIME

Adattatore con limitatore

Adaptor with surger protector



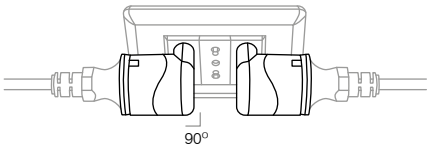

UNIKA

Adattatore Schuko salvaspazio

Space-saving Schuko adaptor



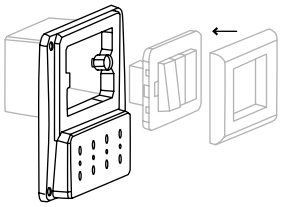

EMILIA SMART

Multipresa da parete

Wall multisocket



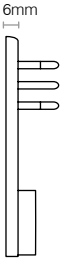

EMILIA FLAT

Spina italiana ultra piatta

Extra-flat Italian plug



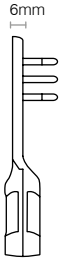

ADATTATORE EMILIA FLAT

Adattatore ultra piatto

Extra-flat adaptor with Italian plug

NOVITÁ
NEWS

La nostra ricerca e innovazione non si fermano mai. Dall'incontro tra design e funzionalità nascono nuove linee di prodotti, tanto in ambito domestico quanto industriale.

Our research and innovation never stop. From the encounter between design and functionality, new product lines are born, both in the domestic and industrial fields.

PRESA DA INCASSO LUCCHETTABILE
LOCKABLE PANEL SOCKET
PAG. 72



PRESA DA INCASSO LUCCHETTABILE CON MICROSWITCH
LOCKABLE PANEL SOCKET WITH MICROSWITCH
PAG. 73





NUOVO QUADRO DA CANTIERE - 1003000E
PANEL FOR INDUSTRY AND BUILDING SITE - 1003000E
PAG. 164



CENTRALINO 18 MODULI IP65
ENCLOSURE 18 MODULES IP65
PAG. 213

SERIE STONE
ARMADI IN POLIESTERE
POLYESTER ENCLOSURES
PAG. 220





EMILIA PRIME
NUOVI ADATTATORI
NEW ADAPTORS
PAG. 278



PROLUNGA DOMESTICA FLAT
FLAT DOMESTIC EXTENSION CABLE
PAG. 314

INFORMAZIONI TECNICHE

TECHNICAL INFORMATION

In questa sezione l'utente troverà informazioni di carattere generale e tecnico che lo indirizzeranno nella scelta dell'articolo di sua necessità e che approfondiranno tematiche normative circoscritte all'ambito delle spine e prese industriali a bassa e bassissima tensione.

In these pages the user will find both general and technical information that will help in the choice of the needed item. Some technical Norms concerning the low voltage CEE plugs and sockets will be also deepened.

A

AMPERE
AMPERES

Gli Amperes (A) determinano **l'intensità della corrente elettrica.**

Amperes (A) are used to express **flow rate of electric charge.**

BASSA TENSIONE LOW VOLTAGE	BASSISSIMA TENSIONE EXTRA-LOW VOLTAGE
16A	16A
32A	32A
63A	
125A	

P

POLI
POLES

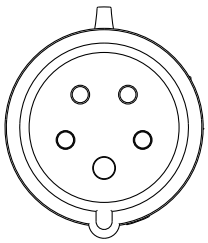



	MONOFASE MONOPHASE	TRIFASE TRIPHASE
BASSA TENSIONE LOW VOLTAGE	3 Poli | 3 Poles (2P + ⏚)	4 Poli | 4 Poles (3P + ⏚) 5 Poli | 5 Poles (3P + N + ⏚)
BASSISSIMA TENSIONE EXTRA-LOW VOLTAGE	2 Poli Senza terra 2 Poles No earth contact	3 Poli Senza terra 3 Poles No earth contact

V

TENSIONE
VOLTAGE

Secondo la normativa, a varie tensioni corrispondono vari colori.

According to the norm, different voltages correspond with different colors.

	BASSA TENSIONE LOW VOLTAGE	BASSISSIMA TENSIONE EXTRA-LOW VOLTAGE
⌂	100 - 130V **200 - 250V**	20 - 25V 40 - 50V
🏭	200 - 346V 240 - 415V **400 - 500V**	20 - 25V 40 - 50V

VIOLA | PURPLE	20 - 25V	ROSSO | RED	380 - 415V
BIANCO | WHITE	40 - 50V	NERO | BLACK	480 - 500V
GIALLO | YELLOW	100 - 130V	VERDE | GREEN	>60 - 500Hz
BLU | BLUE	200 - 250V		

H

POSIZIONE ORARIA
CLOCK FACE EARTH POSITION

La normativa prevede due impedimenti di sicurezza che rendono **impossibile una errata combinazione tra due spine/prese di diverso tipo:**

↑ Un **incavo di guida** sulla presa e un corrispondente nasello sulla spina.

⏚ Un contatto di terra maggiorato rispetto agli altri contatti e collocato in diverse posizioni orarie a seconda delle tensioni di impiego.*

Per identificare il contatto di terra , è necessario osservare la **presa** frontalmente, ponendo l'incavo di guida sempre in ore 6. Cosi facendo è facile rilevare la posizione oraria del **contatto di terra, il cui foro risulta sempre più grande rispetto ai contatti.**

The Norms states that two safety solutions must be implemented **in order to not match two different plugs/ sockets:**

↑ A **major keyway** on the socket and its corresponding minor one on the plug.

⏚ An earth pin located in different positions depending on the operating voltage and bigger than the other pins.*

In order to recognize the earth pin, you just have to look frontally at **the socket** and put the major keyway at 6 o'clock. In this way it is easy to identify **the earth pin, which is always bigger than the others.**

PRESA (vista fontale)
SOCKET (front view)

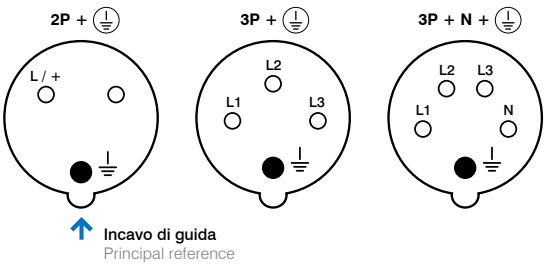

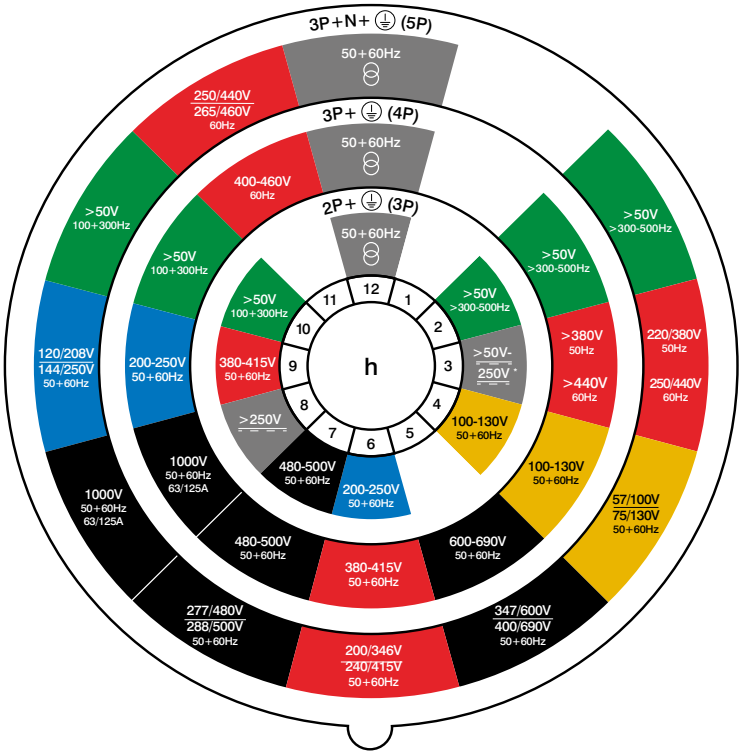

***ALCUNE APPLICAZIONI:**
SOME APPLICATIONS:

USO STANDARD	6H
STANDARD USE	
CONTAINER REFRIGERANTI	3H
REFRIGERATED CONTAINER	
INSTALLAZIONI A BORDO DI NAVI	11H
MARINE INSTALLATION	
TENSIONI SPECIFICHE (100-130V)	4H
SPECIFIC VOLTAGES (480 -500V)	7H

⏚ Alimentazione da trasformatore di isolamento.
⎓ Corrente continua
* PE conductor required.

⏚ After transformer
⎓ DC
* PE conductor required.

BASSISSIMA TENSIONE
EXTRA-LOW VOLTAGE

Nelle spine e prese a bassissima tensione non è presente il contatto di terra, ma l'impedimento di sicurezza viene comunque realizzato mediante due riferimenti:

↑ Un **incavo guida sulla spina** e un corrispondente **nasello sulla presa**, sempre fisso a ore 6.

↓ Un incavo ausiliario sulla spina e un corrispondente nasello sulla presa, che si posiziona nelle diverse ore a seconda delle caratteristiche di impiego.

La posizione oraria sarà data dalla posizione del riferimento ausiliario (P.R.A).

In the extra-low voltage plugs and sockets there is no earth pin, but the safety solutions are implemented anyway. They are:

↑ A **major keyway on the socket** and its corresponding **minor one on the plug**, always on 6 o'clock.

↓ An auxiliary keyway on the socket and its corresponding one on the plug, which is located in different position depending on the operating voltage.

The earth position is given by the auxiliary keyway (P.R.A).

PRESA (vista fontale)
SOCKET (front view)

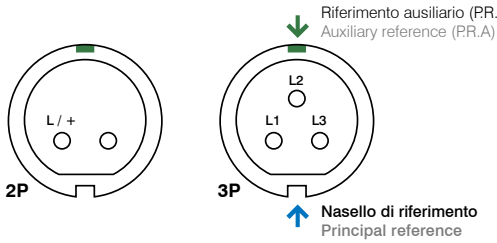



CONTATTO PILOTA
PILOT PIN



Le spine e prese 63A e 125A possono essere dotate di un contatto pilota per l'eventuale azionamento di un blocco elettrico.

Trattandosi di utilizzi speciali ed essendo questo previsto solo in determinati mercati, la versione standard delle spine/ prese non prevede il contatto pilota.

È tuttavia possibile richiederlo semplicemente aggiungendo una "P" al codice standard. In caso si sia già in possesso di spine/prese dotate di pilota, è bene precisare che le versioni ROSI standard senza pilota sono ugualmente e totalmente compatibili.

If required, the 63 A and 125 A plugs/sockets can be fitted with a pilot contact to activate an electrical interlock.

However, being these for special applications and being requested only in certain markets, the standard version of 63A and 125A Rosi plugs and socket is not provided with pilot.

If needed, it is possible to ask for it by simply adding a "P" at the end of the standard code. In case you already have some plugs or sockets with pilot pins, it is to consider that ROSI standard plugs/sockets without pilot perfectly match with them.

NORMATIVE PER SPINE/PRESE
NORM FOR LOW VOLTAGE PLUGS AND SOCKETS



IEC

International Electrotechnical Commission. Organismo che raggruppa paesi di tutto il mondo e predispone raccomandazioni che esprimono nei limiti più ampi e possibili un accordo internazionale sugli argomenti trattati.

The International Electrotechnical Commission is an international standards organization which all the countries of the world belong to. It prepares and publishes International Standards for all electrical, technologies and finds international agreements about these topics.



CENELEC

European Committee for Electrotechnical Standardization. Organismo internazionale che raggruppa i paesi della comunità europea e dell'EFTA e che ha il compito di preparare norme comuni o con differenze minime (norme armonizzate) accettate da tutti I paesi membri. Le stesse vengono utilizzate per I marchi di qualità e le certificazioni necessarie a soddisfare gli adempimenti delle leggi sulla sicurezza vigenti nei differenti stati membri.

The European Committee for Electrotechnical Standardization is responsible for European standardization in the area of electrical engineering. It is the European system for technical standardization which all the European countries and the EFTA ones belong to. Standards harmonized by this agency are regularly adopted by its member states and are used for quality marks and certifications according to every different applicable law.



CEI

In Italia, l'organismo preposto alla normalizzazione ed alla unificazione nel settore elettrotecnico è il CEI (Comitato Elettrotecnico Italiano).

In Italy, the agengy dealing with Standardization and Harmonization in the electro technical field is CEI (Italian Electrotechnical Committee).

NORME DI RIFERIMENTO	**IEC (INTERNAZIONALE)**			**CENELEC (EUROPEE)**			**CEI (NAZIONALE)**		
SPINE E PRESE INDUSTRIALI INDUSTRIAL PLUG AND SOCKETS	IEC 309-1	IEC 309-2	IEC 309-4	EN 60309-1	EN 60309-2	EN 60309-4	CEI 23-12/1	CEI 23-12/2	CEI 23-12/4
PRESE PER USO DOMESTICO (Schuko e Francese) DOMESTIC PLUGS AND SOCKETS (German Schuko and French)	IEC 60884-1						CEI 23-50		
AVVOLGICAVO INDUSTRIALI CABLE REELS	IEC 61316-3			EN 61316			CEI 23-72		
INTERRUTTORI SEZIONATORI SAFETY SWITCHES	IEC 60947-1			EN 60947-3					
QUADRI ASSIEMATI ASSEMBLIES	IEC 61439-1	IEC 61439-4		EN 61439-1	EN 61439-4		CEI 17-113	CEI 17-117	
QUADRI DBO DBO PANELS	IEC 61439-1	IEC 61316-3		EN 61439-1	EN 61316-3		CEI 17-113		
QUADRI VUOTI E CENTRALINI EMPTY PANELS AND ENCLOSURES	IEC 60670-1	IEC 60670-24	IEC 62208	EN 60670-1	EN 60670-24	IEC 62208	CEI 23-49		
SCATOLE DI DERIVAZIONE JUNCTION BOXES	IEC 60670-1	IEC 60670-22		EN 60670-1	EN 60670-22				

GRADO DI PROTEZIONE IP
IP DEGREE OF PROTECTION

Il grado di protezione IP classifica e valuta il grado di protezione fornito da involucri meccanici e quadri elettrici contro l'intrusione di particelle solide e l'accesso di liquidi.

La norma che definisce il grado IP è la **CEI EN 60529** e si applica agli involucri per materiale elettrico la cui tensione nominale non supera i 72,5Kv. Tutte le apparecchiature devono essere installate a regola d'arte e devono rispettare le eventuali istruzioni di montaggio del costruttore.

In caso di assemblaggio di componenti con gradi di protezione diversi, il quadro o sistema di distribuzione risultante assume il più basso tra i gradi di Protezione degli apparecchi montati.

The IP provides the user more details about the degree of protection of a device against solid bodies or liquid ones.

The relevant Standard is **CEI EN 60529** and it applies to the classification of degrees of protection provided by enclosures for electrical equipment with a rated voltage not exceeding 72,5Kv. All the appliances must be well installed and must comply with the manufacturer's instruction possibly provided.

In case components with different degree of protections are assembled, the obtained system will assume the lowest degree of protection among its components.







Il grado IP è verificato e si ottiene:

- Per le prese: quando una spina di pari grado di protezione è inserita o quando il coperchietto è chiuso. In caso di IP66/IP67 in entrambi i casi la protezione è garantita sempre e quando la ghiera sia serrata.

- Per le spine: quando una presa di pari grado di protezione è inserita. In caso di IP66/IP67 la protezione è garantita sempre e quando la ghiera sia serrata.

- Per gli involucri: quando tutti i coperchi sono adeguatamente chiusi. Il grado di protezione generale sará il grado IP inferiore tra tutti gli elementi presenti nell'involucro.

IP degree of protection is granted in these cases:

- As for the sockets: when a plug of the same degree of protection is fully inserted or when the lid is closed. In case both the plug and the socket are IP66/IP67, the protection is granted only if the locking ring is fully clamped.

- As for the plugs: when it is fully inserted into a socket of the same degree. In the case of IP66/IP67, the protection is granted only if the locking ring is fully clamped.

- As for the enclosures: when all the lids are properly closed. In case there are different components, the whole system will assume the lowest degree of protection among its components.

Il grado IP è indicato con 2 cifre caratteristiche:

La prima cifra indica il grado di protezione contro la penetrazione di corpi solidi estranei.

La seconda cifra indica il grado di protezione contro la penetrazione di liquidi.

The IP code is indicated with two digits:

The first digit indicates the level of protection against access to hazardous solid parts.

The second digit indicates the level of protection against harmful ingress of water.

1° CIFRA: CORPI SOLIDI ESTRANEI (POLVERE)
1° DIGIT: SOLID PARTS (DUST)

IP 6 7

2° CIFRA: LIQUIDI
2° DIGIT: LIQUIDS

1° CIFRA: CORPI SOLIDI
1° DIGIT: SOLID PARTS

	**0**	Nessuna protezione No protection
	**1**	Contro i corpi solidi con Ø superiore a 50mm Against solid bodies with Ø or superior to 50mm
	**2**	Contro i corpi solidi con Ø superiore a 25mm Against solid bodies with Ø or superior to 25mm
	**3**	Contro i corpi solidi con Ø superiore a 12mm Against solid bodies with Ø or superior to 12mm
	**4**	Contro i corpi solidi con Ø superiore a 1mm Against solid bodies with Ø or superior to 1mm
	**5**	Contro le polveri (nessun deposito nocivo) Dust protected (no noxious deposit)
	**6**	Totale contro le polveri Totally dust protected

2° CIFRA: LIQUIDI
2° DIGIT: LIQUIDS

	**0**	Nessuna protezione No protection
	**1**	Contro la caduta verticale di gocce d'acqua Against the vertical falling of drops of water
	**2**	Contro la caduta di gocce d'acqua con una inclinazione di 15° rispetto la verticale Against the vertical falling of drops of water from an inclination of 15°
	**3**	Contro la caduta di gocce d'acqua con una inclinazione di 60° rispetto la verticale Against the vertical falling of drops of water from an inclination of 60°
	**4**	Contro spruzzi d'acqua da tutte le direzioni Against the water splashing against the enclosure from any direction
	**5**	Contro getti d'acqua con lanca da tutte le direzioni Against the jets projected against the enclosure from any direction
	**6**	Contro getti d'acqua potenti simili a onde marine Against powerful water jets similar to sea waves
	**7**	Contro gli effetti dell'immersione temporanea alla profondità massima di 1 metro Against the effects of a temporary submersion up to 1m
	**8**	Contro gli effetti della sommersione in acqua Against the effects of an immersion into water

GRADO IK I IK DEGREE

Il codice IK è il grado di protezione contro gli impatti e determina la resistenza meccanica agli urti degli involucri.

Si misura in Joule (J).

La norma di riferimento che introduce i gradi di protezione contro gli impatti meccanici è la CEI EN 50102 (CEI 70-3) e si applica quando la potenza nominale dell' apparecchiatura non supera i 72,5Kv.

Il grado IK delle spine e prese ROSI è IK08.

The IK Degree is a numeric classification for the degrees of protection provided by enclosures for electrical equipment against external mechanical impacts.

The unit of measure is Joule (J).

The relevant Norm is CEI EN 50102 and it is applied to those appliances with a rated voltage not exceeding 72,5Kv.

ROSI plugs and sockets IK degree of protection is IK08.

IK-CODE	IK 01	IK 02	IK 03	IK 04	IK 05	IK 06	IK 07	IK 08	IK 09	IK 10
J	0,14	0,2	0,35	0,5	0,7	1	2	5	10	20

TEMPERATURA TEMPERATURE

Le spine e prese conformi alle norme **CEI EN 60309-1 e CEI EN 60309-2** sono da utilizzarsi in ambienti ove la temperatura massima non superi i **+40°C.**

In caso di temperature specifiche si prega di contattare il produttore.

Plugs and sockets complying with Standard **CEI EN 60309-1 and CEI EN 60309-2** bear an environment temperature not exceeding **+40°C.**

In case of specific temperatures, please contact the manufacturer.

LEGENDA I LEGEND

CODICI
REF

110V	230V
1009101	**1009213***
1009102	1009105
	1009111
1009103	**1009413***
1009104	1009106

I codici evidenziati in **grassetto** si riferiscono ad articoli ad alta rotazione.
I codici con **il simbolo *** si riferiscono ad articoli gestiti a stock.

Items in **bold** are the fast-moving ones.
Items marked **with *** are available on stock.

POLI
POLES

	BASSA TENSIONE LOW VOLTAGE			BASSISSIMA TENSIONE EXTRALOW VOLTAGE	
	3P	4P	5P	2P	3P
2P + ⏚	✓				
2P				✓	
3P + ⏚		✓			
3P					✓
3P + N + ⏚			✓		

TENSIONE
VOLTAGE

	110V	120V	400V	500V
100 - 130V	✓			
200 - 240V		✓		
380 - 415V			✓	
200 - 346V 240 - 415V			✓	
480 - 500V				✓

DESIGN & PACKAGING

Se indicato un doppio numero, è presente sia la confezione interna che quella esterna.

Quando viene indicato un solo numero, è presente un unico imballo:

When there are two numbers, this means that there are inner box and outer box.

When there is only one number, this means that there is only one box:

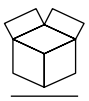

10 / 150

Imballo esterno (tot. 150 pz)
Confezione interna (tot. 10 pz)

Outer box (tot. 150pcs)
Inner box (tot. 10 pcs)

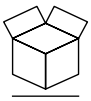

10

Confezione unica (tot. 10 pz)

One box (tot. 10 pcs)



1
SPINE E PRESE INDUSTRIALI
INDUSTRIAL PLUGS AND SOCKETS

SPINE INDUSTRIALI
INDUSTRIAL PLUGS
30

Spine mobili
Movable plugs

Spine da incasso
Panel plugs

Spine da parete
Wall plugs

PRESE INDUSTRIALI
INDUSTRIAL SOCKETS
36

Prese mobili
Movable sockets

Prese da incasso
Panel sockets

Prese da parete
Wall sockets

SERIE SCHUKO
SCHUKO SERIES
50

Spine e prese in gomma
Rubber plugs and sockets

Prese da incasso
Panels sockets

Spine e prese IP67
IP67 plugs and sockets

PATENTED

Power Shell
Power Shell

APPLICAZIONI SPECIALI
SPECIAL APPLICATIONS
62

Spine e prese a bassissima tensione
Extra-low voltage plugs and sockets

Eventi e spettacolo
Stages and events

Camping e caravan
Camping and caravan

Spine e prese per container
Plugs and sockets for containers

SPINE E PRESE INDUSTRIALI
INDUSTRIAL PLUGS AND SOCKETS

Carattere, professionalità e robustezza. La nuova gamma di spine e prese mobili per uso industriale è un connubio di qualità e design che non tradisce l'estrema funzionalità.

Elegant, professional and robust. The new range of mobile plugs and connectors for industrial use is a combination of quality and design that can also count on extreme functionality.



SPINE E PRESE INDUSTRIALI
INDUSTRIAL PLUGS AND SOCKETS







SPINE E PRESE 16A e 32A
IP54 e IP66/IP67

PLUGS AND CONNECTORS
16A and 32A
IP54 and IP66/IP67



APERTURA E CHIUSURA MECCANICA rapida e pratica.
Quick and practical
OPENING AND CLOSING SYSTEM.



CORPO IN POLIAMMIDE
BODY IN POLYAMMIDE

Contatti delle spine **NICHELATI.**
NICKEL plated pins on plugs.



FORO
per facilitare i collegamenti in sospensione.
BUILT-IN HANGER to ease the connection with cable ties.

LEVA
sul coperchio, per agevolare l'apertura con una sola mano.
LEVER to ease the lid opening.

CONTATTI ALLINEATI
per agevolare il cablaggio.
ALIGNED CONTACTS
for an easier wiring.



PRESSACAVO
meccanico e tenuta in gomma per garantire il grado IP.

Mechanical **STRAIN RELIEF** and rubber gasket to preserve the IP degree.



CHIUSURA SCORREVOLE
a doppio filetto.
Double thread
SLIDING CLOSUIRE.

SPINE E PRESE 63A e 125A
IP66/IP67

PLUGS AND CONNECTORS
63A e 125A
IP66/IP67



PRESSACAVO SOFT TOUCH, adatto ad utilizzi industriali.
SOFT TOUCH CABLE gland suitable for industrial applications.

ANELLO per facilitare i collegamenti in sospensione.
BUILT-IN HANGER to ease the connection with cable ties.

CORPO IN POLIAMMIDE
BODY IN POLYAMMIDE

Contatti delle spine NICHELATI.
NICKEL plated pins on plugs.



63A



VITI DI CHIUSURA IN ACCIAIO INOX INOSSIDABILE
STAINLESS STEEL CLOSING SCREWS

ERGONOMIA speciale del corpo nella versione 125A per agevolare l'inserimento e il disinserimento.

Special ERGONOMICS in the 125A version, to ease the plugging in and out.



125A

SPINA MOBILE
PLUG
IP54



A	P	110V	230V	400V	500V	
16	3	1009101	**1009213***			10/120
	4	1009102	1009105	**1009214***	1009107	10/120
	5		1009111	**1009215***	1009108	8/96
32	3	1009103	**1009413***			5/60
	4	1009104	1009106	**1009414***	1009109	5/60
	5			**1009415***	1009110	4/48

Serie | Series 10

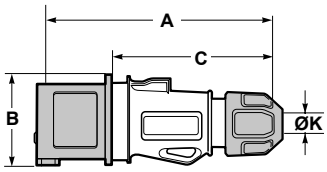

	16 Amp			32 Amp		
P	3	4	5	3	4	5
A	150	150	150	172	172	172
B	56	60	73	73	73	79
C	110	110	110	125	125	125
ØK	6-15	6-15	8-16	11,5-21	11,5-21	11,5-21
Wire flexible (mm²)		1-2,5			2,5-6	

SPINA MOBILE
PLUG
IP66/IP67



A	P	110V	230V	400V	500V	
16	3	1009151	**1008213**			10/120
	4	1009152	1009157	**1008214**	1009163	8/96
	5		1009169	**1008215**	1009164	4/48
32	3	1009153	**1008413**			4/48
	4	1009154	1009158	**1008414**	1009165	4/48
	5			**1008415**	1009166	3/36

Serie | Series 10

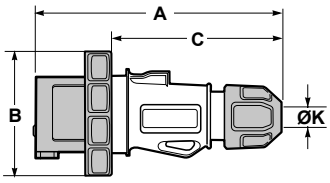

	16 Amp			32 Amp		
P	3	4	5	3	4	5
A	150	150	150	172	172	172
B	70	78	88	92	92	100
C	110	110	110	125	125	125
Ø K	6-15	6-15	8-16	11,5-21	11,5-21	11,5-21
Wire flexible (mm²)		1-2,5			2,5-6	

INVERTITORE DI FASE
PHASE INVERTER
IP44



A	P	110V	230V	400V	500V	
16	5			1009227		14
32	5			1009229		10

Serie | Series 10

h | **3P** (2P+⏚) | **4P** (3P+⏚) | **5P** (3P+N+⏚) | **110V~** 50-60Hz 4h (3P, 4P, 5P) | **230V~** 50-60Hz 6h (3P), 9h (4P, 5P) | **400V~** 50-60Hz 9h (3P), 6h (4P, 5P) | **500V~** 50-60Hz 7h (3P, 4P, 5P)

Per dettagli sul prodotto, i poli e la tensione vedere pag. 23. | For futher details on products, poles and voltage go to page 23.

SPINA MOBILE
PLUG
IP66/IP67
Contatto pilota incluso.
Pilot pin is included.



A	P	110V	230V	400V	500V	
63	3	1009155	**1009159***			2
	4	1009156	1009160	**1009161***	1009167	2
	5			**1009162***	1009168	2

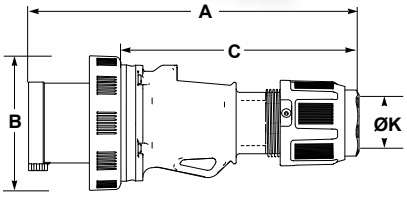

63 Amp			
P	3	4	5
A	260	260	260
B	114	114	114
C	175	175	175
Ø K	14,5-34	14,5-34	14,5-34
Wire flexible (mm²)		6-16	

Serie | Series 10

SPINA MOBILE
PLUG
IP66/IP67
Contatto pilota incluso.
Pilot pin is included.



A	P	110V	230V	400V	500V	
125	3	1009189	**1009170**			2
	4	1009190	1009191	**1009188***	1009192	2
	5			**1009187***	1009193	2

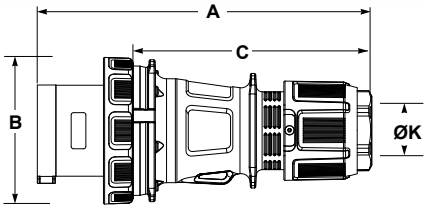

125 Amp			
P	3	4	5
A	296	296	296
B	130	130	130
C	211	211	211
Ø K	23-48	23-48	23-48
Wire flexible (mm²)		16-50	

Serie | Series 10

TAPPI DI PROTEZIONE
PROTECTIVE CAPS
IP67
Per spine 63A e 125A.
For 63A and 125A plugs.



Applicazione | Mounted

A	P	REF.	
63	3	**63CAP**	4/80
	4		
	5		
125	3	**125CAP**	4/80
	4		
	5		

* Articolo gestito a stock. | This product is available on stock.

EASY ONE
SPINA CABLAGGIO RAPIDO
FAST WIRING PLUGS





Senza viti.
Non è più necessario sguainare il cavo.
Tecnologia a perforazione di isolante.

Screwless.
No need for cable stripping.
With insulation perforating terminals.

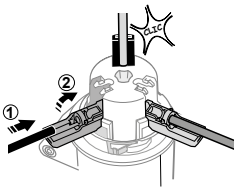

SPINA MOBILE
PLUG
IP54

Cablaggio rapido senza viti.

Screwless fast wiring.



A	P	110V	230V	400V	500V	
16	3	1009101R	**1009213R***			10/120
	4	1009102R	1009105R	**1009214R***	1009107R	10/120
	5		1009111R	**1009215R***	1009108R	8/96

CE

Serie | Series 10

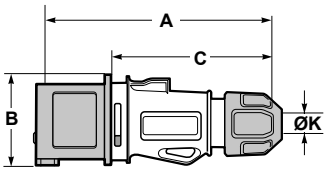

	16 Amp		
P	3	4	5
A	150	150	150
B	56	60	73
C	110	110	110
Ø K	6-15	6-15	8-16
Wire flexible (mm²)		1-2,5	

SPINA MOBILE
PLUG
IP66/IP67

Cablaggio rapido senza viti.

Screwless fast wiring.



A	P	110V	230V	400V	500V	
16	3	1009151R	**1008213R***			10/120
	4	1009152R	1009157R	**1008214R***	1009163R	8/96
	5		1009169R	**1008215R***	1009164R	4/48

CE

Serie | Series 10

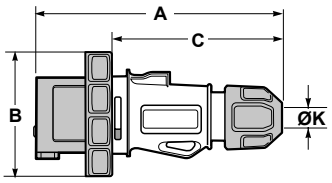

	16 Amp		
P	3	4	5
A	157	157	157
B	70	70	70
C	110	110	110
Ø K	6-15	6-15	8-16
Wire flexible (mm²)		1-2,5	

h | **3P** (2P+⏚) | **4P** (3P+⏚) | **5P** (3P+N+⏚) | **110V~** 50-60Hz 4h (3P, 4P, 5P) | **230V~** 50-60Hz 6h (3P), 9h (4P, 5P) | **400V~** 50-60Hz 9h (3P), 6h (4P, 5P) | **500V~** 50-60Hz 7h (3P, 4P, 5P)

Per dettagli sul prodotto, i poli e la tensione vedere pag. 23. | For futher details on products, poles and voltage go to page 23.

SPINA DA INCASSO
PANEL PLUG
IP54
Flangia | Flange **75x75mm**



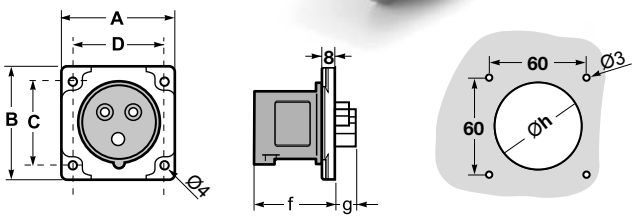

Serie | Series 10

A	P	110V	230V	400V	500V	
16	3	1001110	**1001107**			10/120
	4	1001111	1001114	**1001116**	1001119	10/120
	5			**1001117**	1001120	8/96
32	3	1001112	**1001108**			5/60
	4	1001113	1001115	**1001118**	1001121	5/60
	5			**1001109**	1001122	5/60

	16 Amp			32 Amp		
P	3	4	5	3	4	5
A	75	75	75	75	75	75
B	75	75	75	75	75	75
C	60	60	60	60	60	60
D	60	60	60	60	60	60
f	48	48	48	57	57	57
g	15	15	15	18	18	18
øh	38	38	49	49	49	49

SPINA DA INCASSO
PANEL PLUG
IP54
Flangia | Flange **55x55mm**



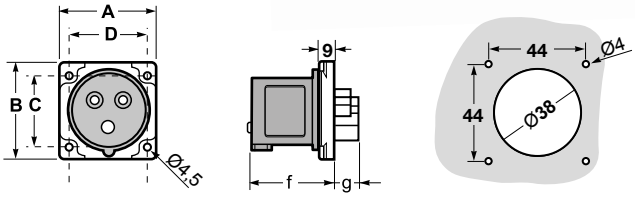

Serie | Series 10

A	P	110V	230V	400V	500V	
16	3	1001110S	**1001107S**			10/120
	4	1001111S	1001114S	**1001116S**	1001119S	10/120

	16 Amp	
P	3	4
A	55	55
B	55	55
C	44	44
D	44	44
f	48	48
g	15	15

SPINA DA INCASSO DRITTA
STRAIGHT PANEL PLUG
IP66/IP67
Contatto pilota incluso.
Pilot pin is included.



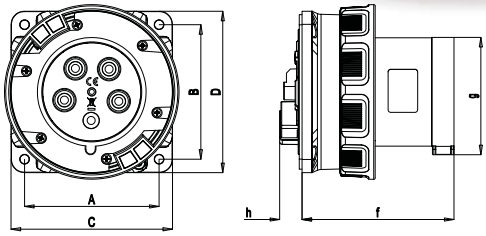

Serie | Series 10

A	P	110V	230V	400V	500V	
63	3	1001145	**1001148**	**1001151**	1001155	10
	4	1001146	1001149	**1001152**	1001156	10
	5	1001147	1001150	1001154	1001157	10
125	3	1001189	**1001192**	1001195	1001198	10
	4	1001190	1001193	**1001196**	1001199	10
	5	1001191	1001194	**1001197**	1001200	10

	63 Amp			125 Amp		
P	3	4	5	3	4	5
A	80	80	80	100	100	100
B	80	80	80	100	100	100
C	100	100	100	120	120	120
D	100	100	100	120	120	120
f	106	106	106	113	113	113
g	75	75	75	87	87	87
h	-	-	-	17	17	17
ØK	6-16	6-16	6-16	16-50	16-50	16-50

* Articolo gestito a stock. | This product is available on stock.

SPINE INDUSTRIALI | Spine da parete
INDUSTRIAL PLUGS | Wall plugs

SPINA DA PARETE
WALL PLUG
IP54



A	P	110V	230V	400V	500V	
16	3	1001173	**1001177**			3/36
	4	1001174	1001178	**1001181**	1001185	3/36
	5			**1001182**	1001186	3/36
32	3	1001175	**1001179**			3/36
	4	1001176	1001180	**1001183**	1001187	3/36
	5			**1001184**	1001188	3/36

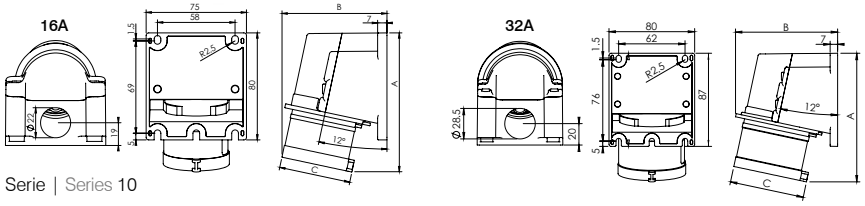

	16 Amp			32 Amp		
P	3	4	5	3	4	5
A	108	109	117	127	127	130
B	110	112	116	118	118	121
C	60	68	76	81	81	89

Serie | Series 10

SPINA DA PARETE
WALL PLUG
IP54



A	P	110V	230V	400V	500V	
16	3	1001123	**1001127**			3/36
	4	1001124	1001128	**1001131**	1001135	3/36
	5			**1001132**	1001136	3/36
32	3	1001125	**1001129**			2/24
	4	1001126	1001130	**1001133**	1001137	2/24
	5			**1001134**	1001138	2/24

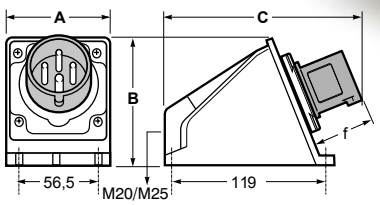

16A 3P/4P	M20
16A 5P	M25
32A 3P/4P/5P	M25
a richiesta |on request	M32

	16 Amp			32 Amp		
P	3	4	5	3	4	5
A	81	81	81	81	81	81
B	97	97	97	97	97	97
C	151	151	151	151	151	151
f	48	48	48	57	57	57
Wire flexible (mm²)		1-2,5			2,5-6	

Serie | Series 10

SPINA DA PARETE
A 90°
WALL 90° ANGLED PLUG
IP54



A	P	110V	230V	400V	500V	
16	3	1001011	**1001012**			4/48
	4	1001013	1001014	**1001015**	1001016	4/48
	5		1001027	**1001021**	1001024	2/24
32	3	1001017	**1001019**			2/24
	4	1001018	1001020	**1001022**	1001025	2/24
	5			**1001023**	1001026	2/24

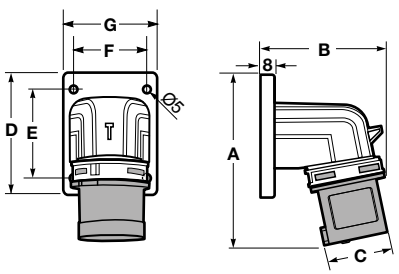

	16 Amp			32 Amp		
P	3	4	5	3	4	5
A	118	118	118	160	160	160
B	87	87	93	107	107	110
C	46,5	53,5	60,5	62,5	62,5	69,5
D	86	86	86	101	101	101
E	60,5	60,5	60,5	85	85	85
F	52	52	52	78	78	78
G	65,5	65,5	65,5	91	91	91

Serie | Series 10

h | **3P** (2P+⏚) | **4P** (3P+⏚) | **5P** (3P+N+⏚) | **110V~** 50-60Hz 4h (3P, 4P, 5P) | **230V~** 50-60Hz 6h (3P), 9h (4P, 5P) | **400V~** 50-60Hz 9h (3P), 6h (4P, 5P) | **500V~** 50-60Hz 7h (3P, 4P, 5P)

Per dettagli sul prodotto, i poli e la tensione vedere pag. 23. | For futher details on products, poles and voltage go to page 23.

SPINA DA PARETE A 90°
WALL 90° ANGLED PLUG
IP66/IP67



A	P	110V	230V	400V	500V	
16	3	1001051	**1001052**			4/48
	4	1001053	1001054	**1001055**	1001056	4/48
	5		1001075	**1001065**	1001070	2/24
32	3	1001057	**1001061**			2/24
	4	1001058	1001062	**1001066**	1001071	2/24
	5			**1001067**	1001072	2/24

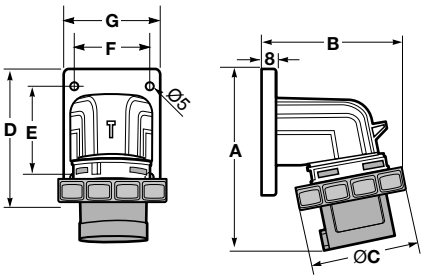

	16 Amp			32 Amp		
P	3	4	5	3	4	5
A	118	118	118	160	160	160
B	97	99	104	108	108	110
C	71	77	87	92	92	98
D	86	86	86	101	101	101
E	60,5	60,5	60,5	85	85	85
F	52	52	52	78	78	78
G	65,5	65,5	65,5	91	91	91

CE

Serie | Series 10

SPINA DA PARETE A 90°
WALL 90° ANGLED PLUG
IP66/IP67
Contatto pilota incluso.
Pilot pin is included.



A	P	110V	230V	400V	500V	
63	3	1001060	**1001063**			3
	4	1001059	1001064	**1001068**	1001073	3
	5			**1001069**	1001074	3

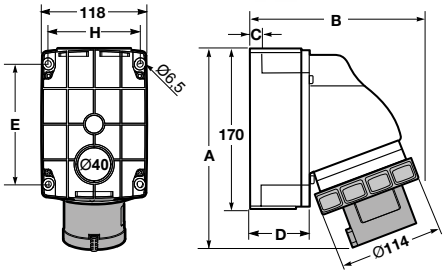

	16 Amp		
P	3	4	5
A	227,5	227,5	227,5
B	184	184	184
C	14	14	14
D	63,5	63,5	63,5
E	136	136	136
F	134	134	134
G	102,5	102,5	102,5
H	103,5	103,5	103,5

CE

Serie | Series 10

SPINA DA PARETE A 90°
WALL 90° ANGLED PLUG
IP66/IP67
Contatto pilota incluso.
Pilot pin is included.



A	P	110V	230V	400V	500V	
125	3	1084	**1081**			1
	4	1085	1086	**1082**	1087	1
	5			**1083**	1088	1

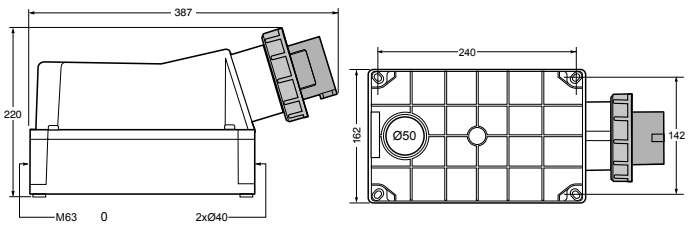

CE

Serie | Series 10

PRESA MOBILE
SOCKET
IP54



A	P	110V	230V	400V	500V	
16	3	1009001	**1009223***			10/120
	4	1009002	1009005	**1009224***	1009007	10/120
	5		1009526	**1009225***	1009008	4/48
32	3	1009003	**1009523***			4/48
	4	1009004	1009006	**1009524***	1009009	4/48
	5			**1009525***	1009010	3/36

Serie | Series 11

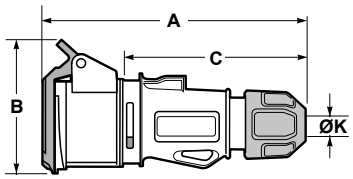

	16 Amp			32 Amp		
P	3	4	5	3	4	5
A	157	157	157	178	178	178
B	85	91	97	105	105	105
C	110	110	110	125	125	125
Ø K	6-15	6-15	8-16	11,5-21	11,5-21	11,5-21
Wire flexible (mm²)		1-2,5			2,5-6	

PRESA MOBILE
SOCKET
IP66/IP67



A	P	110V	230V	400V	500V	
16	3	1009051	**1008223***			10/120
	4	1009052	1009057	**1008224***	1009063	6/72
	5		1009069	**1008225***	1009064	4/48
32	3	1009053	**1008523***			3/36
	4	1009054	1009058	**1008524***	1009065	3/36
	5			**1008525***	1009066	3/36

Serie | Series 11

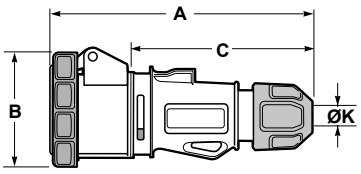

	16 Amp			32 Amp		
P	3	4	5	3	4	5
A	165	157	157	170	170	170
B	80	85	95	97	99	106
C	110	110	110	125	125	125
Ø K	6-15	6-15	6-15	11,5-21	11,5-21	11,5-21
Wire flexible (mm²)		1-2,5			2,5-6	

PRESA MOBILE
SOCKET
IP66/IP67



A	P	110V	230V	400V	500V	
63	3	1009055	**1009059**			2
	4	1009056	1009060	**1009061**	1009067	2
	5			**1009062**	1009068	2

Serie | Series 10

Standard: senza contatto pilota.
Per richiederlo aggiungere una "P" finale al codice.

Standardly: not provided with pilot pin. In case you need it, just add a "P" at the end of the standard code.

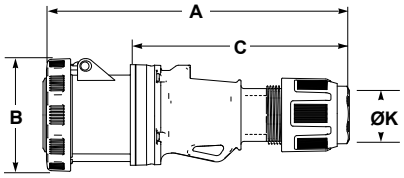

	63 Amp		
P	3	4	5
A	260	260	260
B	110	110	110
C	175	175	175
Ø K	14,5-34	14,5-34	14,5-34
Wire flexible (mm²)		6-16	

h | **3P** (2P+⏚) | **4P** (3P+⏚) | **5P** (3P+N+⏚) | **110V~** 50-60Hz 4h (3P, 4P, 5P) | **230V~** 50-60Hz 6h (3P), 9h (4P, 5P) | **400V~** 50-60Hz 9h (3P), 6h (4P, 5P) | **500V~** 50-60Hz 7h (3P, 4P, 5P)

Per dettagli sul prodotto, i poli e la tensione vedere pag. 23. | For futher details on products, poles and voltage go to page 23.

PRESA MOBILE
SOCKET
IP66/IP67



A	P	110V	230V	400V	500V	
125	3	1009089	**1009070**			2
	4	1009090	1009091	**1009088**	1009092	2
	5			**1009087**	1009093	2

Serie | Series 10

Standard: senza contatto pilota. Per richiederlo aggiungere una "P" finale al codice.

Standardly: not provided with pilot pin. In case you need it, just add a "P" at the end of the standard code.

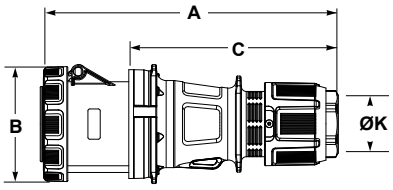

	125 Amp		
P	3	4	5
A	316	316	316
B	122	122	122
C	217	217	217
ØK	23-48	23-48	23-48
Wire flexible (mm²)		16-50	

* Articolo gestito a stock. | This product is available on stock.

EASY ONE
PRESE CABLAGGIO RAPIDO
FAST WIRING SOCKETS





Senza viti.
Non è più necessario sguainare il cavo.
Tecnologia a perforazione di isolante.

Screwless.
No need for cable stripping.
With insulation perforating terminals.

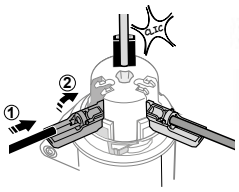

PRESA MOBILE
SOCKET
IP54

Cablaggio rapido senza viti.

Screwless fast wiring.



A	P	110V	230V	400V	500V	
16	3	1009001R	**1009223R***			10/120
	4	1009002R	1009005R	**1009224R***	1009007R	10/120
	5		1009526R	**1009225R***	1009008R	4/48

CE

Serie | Series 11

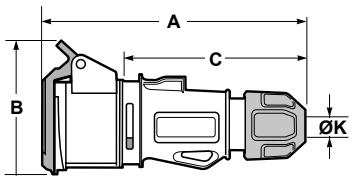

	16 Amp		
P	3	4	5
A	157	157	157
B	85	91	97
C	110	110	110
ØK	6-15	6-15	8-16
Wire flexible (mm²)		1-2,5	

PRESA MOBILE
SOCKET
IP66/IP67

Cablaggio rapido senza viti.

Screwless fast wiring.



A	P	110V	230V	400V	500V	
16	3	1009051R	**1008223R***			10/120
	4	1009052R	1009057R	**1008224R***	1009063R	6/72
	5		1009069R	**1008225R***	1009064R	4/48

CE

Serie | Series 11

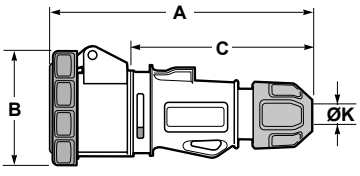

	16 Amp		
P	3	4	5
A	157	157	157
B	70	70	70
C	110	110	110
ØK	6-15	6-15	8-16
Wire flexible (mm²)		1-2,5	

PRESA DA INCASSO DRITTA
STRAIGHT PANEL SOCKET
IP44/IP54
Flangia | Flange **55x55mm**

A	P	110V	230V	400V	500V	
16	3	1001301S	**1001302S**			10/120
	4	1001303S	1001304S	**1001305S**	1001306S	10/120



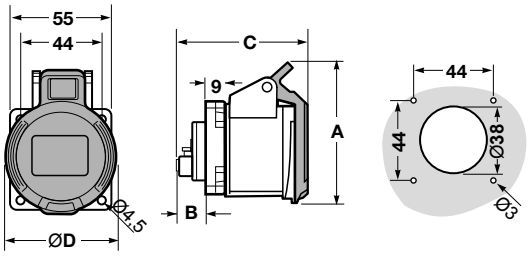

	16 Amp	
P	3	4
A	81	87
B	18	18
C	76	78
D	60	68

CE

Serie | Series 11

PRESA DA INCASSO DRITTA
STRAIGHT PANEL SOCKET
IP66/IP67
Flangia | Flange **55x55mm**

A	P	110V	230V	400V	500V	
16	3	1001351S	**1001352S**			10/120
	4	1001353S	1001354S	**1001355S**	1001356S	10/120



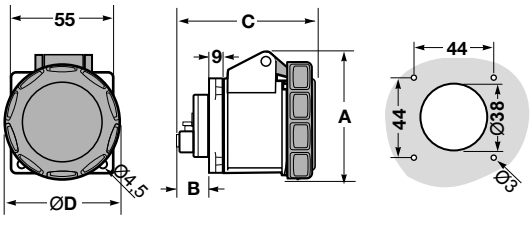

	16 Amp	
P	3	4
A	79	86
B	18	18
C	80	79
D	60	68

CE

Serie | Series 11

✱ Articolo gestito a stock. | This product is available on stock.

PRESA DA INCASSO DRITTA
STRAIGHT PANEL SOCKET
IP54
Flangia | Flange **75x75mm**

A	P	110V	230V	400V	500V	
16	3	1001301	**1001302**			10/120
	4	1001303	1001304	**1001305**	1001306	10/120
	5			**1001315**	1001320	8/96
32	3	1001307	**1001311**			5/60
	4	1001308	1001312	**1001316**	1001321	5/60
	5			**1001317**	1001322	5/60



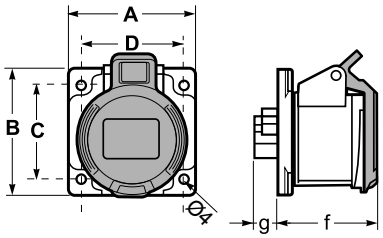

X16A-3P+4P

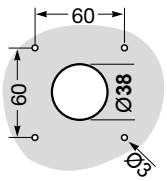

X16A-5P+32A-3/4/5P

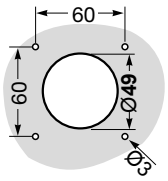

	16 Amp			32 Amp		
P	3	4	5	3	4	5
A	75	75	75	75	75	75
B	75	75	85	85	85	85
C	60	60	60	60	60	60
D	60	60	60	60	60	60
f	55	48	58	67	67	67
g	15	15	15	20	20	20

CE

Serie | Series 11

PRESA DA INCASSO DRITTA
STRAIGHT PANEL SOCKET
IP66/IP67
Flangia | Flange **75x75mm**

A	P	110V	230V	400V	500V	
16	3	1001351	**1001352**			8/96
	4	1001353	1001354	**1001355**	1001356	8/96
	5			**1001365**	1001370	5/60
32	3	1001357	**1001361**			5/60
	4	1001358	1001362	**1001366**	1001371	5/60
	5			**1001367**	1001372	5/60



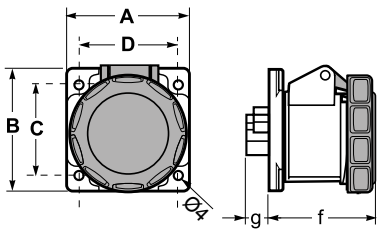

X16A-3P+4P

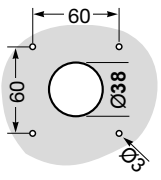

X16A-5P+32A-3/4/5P

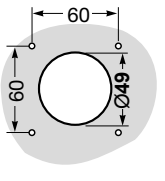

	16 Amp			32 Amp		
P	3	4	5	3	4	5
A	75	75	75	75	75	75
B	75	75	85	85	85	85
C	60	60	60	60	60	60
D	60	60	60	60	60	60
f	62	62	65	72	72	72
g	15	15	15	20	20	20

CE

Serie | Series 11

h | **3P** (2P+⏚) | **4P** (3P+⏚) | **5P** (3P+N+⏚) | **110V~** 50-60Hz 4h (3P, 4P, 5P) | **230V~** 50-60Hz 6h (3P), 9h (4P, 5P) | **400V~** 50-60Hz 9h (3P), 6h (4P, 5P) | **500V~** 50-60Hz 7h (3P, 4P, 5P)

Per dettagli sul prodotto, i poli e la tensione vedere pag. 23. | For futher details on products, poles and voltage go to page 23.

PRESA DA INCASSO DRITTA
STRAIGHT PANEL SOCKET
IP66/IP67

A	P	110V	230V	400V	500V	
63	3	1001359	**1001363**			5
	4	1001360	1001364	**1001368**	1001373	5
	5			**1001369**	1001374	5



CE

Serie | Series 11

Standard: senza contatto pilota. Per richiederlo aggiungere una “P” finale al codice.

Standardly: not provided with pilot pin. In case you need it, just add a “P” at the end of the standard code.

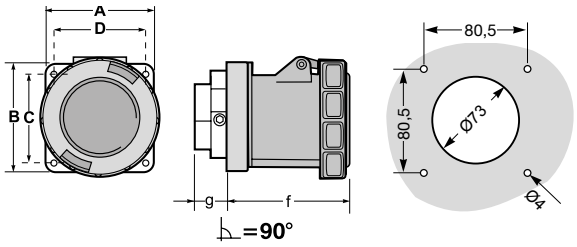

	63 Amp		
P	3	4	5
A	102	102	102
B	27	27	27
C	111	111	111
D	101	101	101
E	80,5	80,5	80,5

PRESA DA INCASSO DRITTA
STRAIGHT PANEL SOCKET
IP66/IP67

A	P	110V	230V	400V	500V	
125	3	1001379	**1001377**	1001385	1001386	10
	4	1001378	1001380	**1001375**	1001381	10
	5	1001383	1001384	**1001376**	1001382	10



CE

Serie | Series 11

Standard: senza contatto pilota. Per richiederlo aggiungere una “P” finale al codice.

Standardly: not provided with pilot pin. In case you need it, just add a “P” at the end of the standard code.

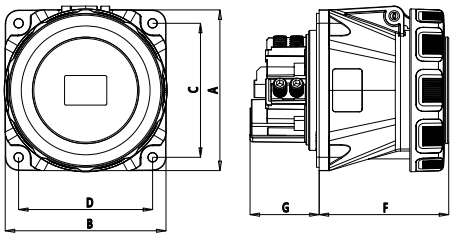

	125 Amp		
P	3	4	5
A	120	120	120
B	120	120	120
C	100	100	100
D	100	100	100
F	97	97	97
G	52	52	52
ØK	16-50	16-50	16-50

PRESA DA INCASSO INCLINATA
SLOPING PANEL SOCKET
IP54



A	P	110V	230V	400V	500V	
16	3	1006007Q	**1006001Q***			10/120
	4	1006008Q	1006013Q	**1006002Q***	1006020Q	10/120
	5		1006014Q	**1006003Q***	1006021Q	8/96
32	3	1006009Q	**1006004Q***			5/60
	4	1006010Q	1006015Q	**1006005Q***	1006022Q	5/60
	5			**1006006Q***	1006023Q	5/60

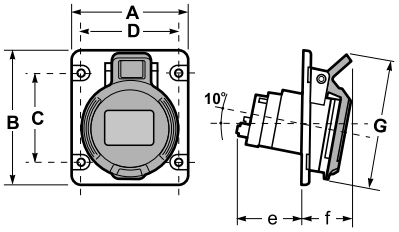

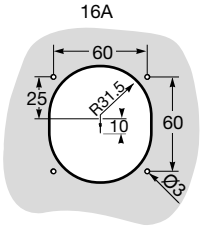

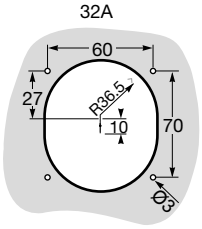

	16 Amp			32 Amp		
P	3	4	5	3	4	5
A	75	75	75	80	80	80
B	85	85	85	95	95	95
C	60	60	60	70	70	70
D	60	60	60	60	60	60
e	45	45	45	60	60	60
f	26	34	37	40	40	40
G	86	94	102	108	108	108

CE

Serie | Series 11

PRESA DA INCASSO INCLINATA
SLOPING PANEL SOCKET
IP66/IP67



A	P	110V	230V	400V	500V	
16	3	1007007Q	**1007001Q***			10/120
	4	1007008Q	1007013Q	**1007002Q***	1007020Q	8/96
	5		1007014Q	**1007003Q***	1007021Q	8/96
32	3	1007009Q	**1007004Q***			5/60
	4	1007010Q	1007015Q	**1007005Q***	1007022Q	5/60
	5			**1007006Q***	1007023Q	5/60

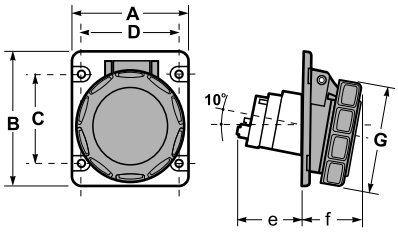

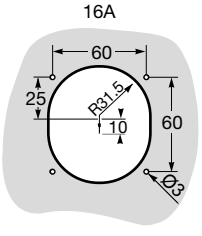

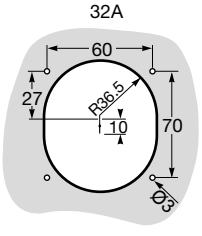

	16 Amp			32 Amp		
P	3	4	5	3	4	5
A	75	75	75	80	80	80
B	85	85	85	95	95	95
C	60	60	60	70	70	70
D	60	60	60	60	60	60
E	45	45	45	60	60	60
F	26	34	37	40	40	40
G	70	78	85	92	92	99,5

CE

Serie | Series 11

h | **3P** (2P+⏚) | **4P** (3P+⏚) | **5P** (3P+N+⏚) | **110V~** 50-60Hz 4h (3P, 4P, 5P) | **230V~** 50-60Hz 6h (3P), 9h (4P, 5P) | **400V~** 50-60Hz 9h (3P), 6h (4P, 5P) | **500V~** 50-60Hz 7h (3P, 4P, 5P)

Per dettagli sul prodotto, i poli e la tensione vedere pag. 23. | For futher details on products, poles and voltage go to page 23.

PRESA DA INCASSO INCLINATA
SLOPING PANEL SOCKET
IP66/IP67

A	P	110V	230V	400V	500V	
63	3	1007011Q	**1007016Q***			10
	4	1007012Q	1007017Q	**1007018Q***	1007024Q	10
	5			**1007019Q***	1007025Q	10



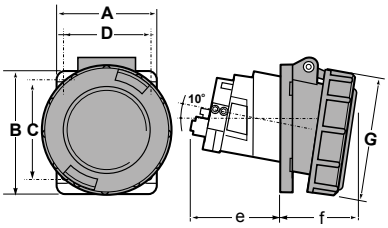

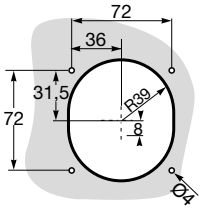

Serie | Series 11

Standard: senza contatto pilota. Per richiederlo aggiungere una "P" finale al codice.

Standardly: not provided with pilot pin. In case you need it, just add a "P" at the end of the standard code.

	63 Amp		
P	3	4	5
A	85	85	85
B	100	100	100
C	72	72	72
D	72	72	72
e	83	83	83
f	58	58	58
G	110	110	110
Wire flexible (mm^2)		6-16	

Flangia di ridotte dimensioni per risparmiare spazio all'interno di soluzioni assiemate.

Small flange to save space on compact wired solutions or boxes.

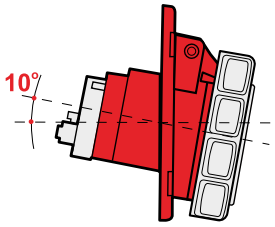

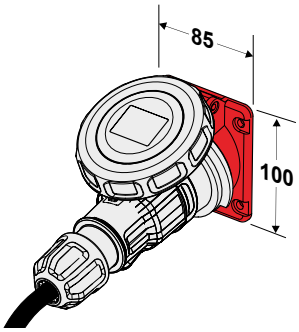

PRESA DA INCASSO INCLINATA
SLOPING PANEL SOCKET
IP66/IP67

A	P	110V	230V	400V	500V	
125	3	1007042Q	**1007045Q**	1007048Q	1007051Q	10
	4	1007043Q	1007046Q	**1007049Q**	1007052Q	10
	5	1007044Q	1007047Q	**1007050Q**	1007053Q	10



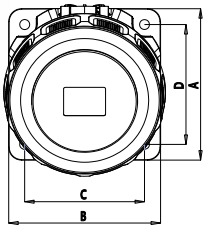

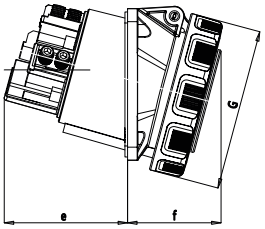

Serie | Series 11

	125 Amp		
P	3	4	5
A	114	114	114
B	114	114	114
C	90	90	90
D	90	90	90
e	92	92	92
g	70	70	70
G	122	122	122
ØK	16-50	16-50	16-50

* Articolo gestito a stock. | This product is available on stock.

PRESE DA PARETE COMPACT

WALL SOCKET COMPACT VERSION

IP54



PIÙ COMPATTE
MORE COMPACT

FACILE DA MONTARE
Solo 3 parti.

EASY TO WIRE
Only 3 parts.

FACILE DA CABLARE
frutto presa libero.

EASY TO WIRE no obstacles to the connecting part.





VITI IMPERDIBILI
CAPTIVE SCREWS



PASSACAVO UNIVERSALE
che permette l'ingresso di cavi di varie dimensioni.

UNIVERSAL CABLE ENTRY
suitable for different cable dimensions.



INTERNO STAGNO
THE INTERNAL PART IS SEALED

POSSIBILITÀ DI FISSAGGIO
anche solo con 3 viti.

It is **POSSIBLE TO FIX** with 3 screws only.

PRESE INDUSTRIALI | Prese da parete
INDUSTRIAL SOCKETS | Wall sockets

A	P	110V	230V	400V	500V	
16	3	1002531	**1002532**			5/60
	4	1002533	1002534	**1002535**	1002536	4/48
	5			**1002545**	1002550	3/36
32	3	1002537	**1002541**			3/36
	4	1002538	1002542	**1002546**		3/36
	5			**1002547**		3/36



16A
3P-4P

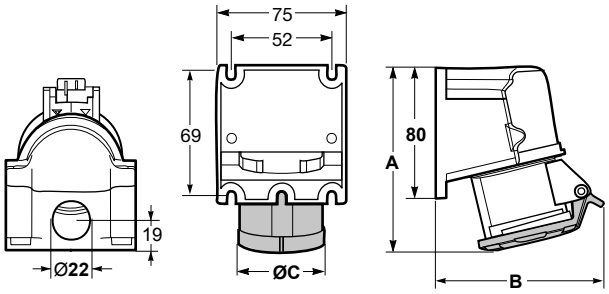



16A
5P

32A
3P-4P-5P

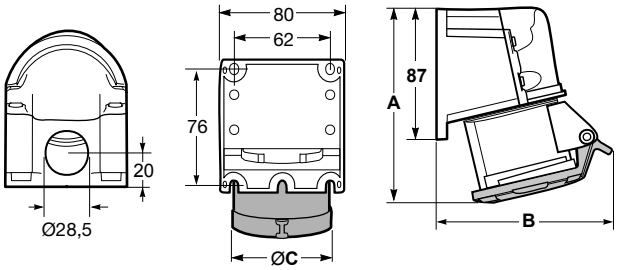

CE

Serie | Series 11

	16 Amp			32 Amp		
P	3	4	5	3	4	5
A	108	109	117	127	127	130
B	110	112	116	118	118	121
C	60	68	76	81	81	89

PRESA DA PARETE
WALL SOCKET
IP54





Ingresso del cavo chiuso per garantire la tenuta stagna.

Closed cable entry, to guarantee the IP degree.

Centraggio nella parte inferiore.

Centering on the bottom surface.

A	P	110V	230V	400V	500V	
16	3	1002501	**1002502**			3/36
	4	1002503	1002504	**1002505**	1002506	3/36
	5			**1002515**	1002520	3/36
32	3	1002507	**1002511**			2/24
	4	1002508	1002512	**1002516**	1002521	2/24
	5			**1002517**	1002522	2/24

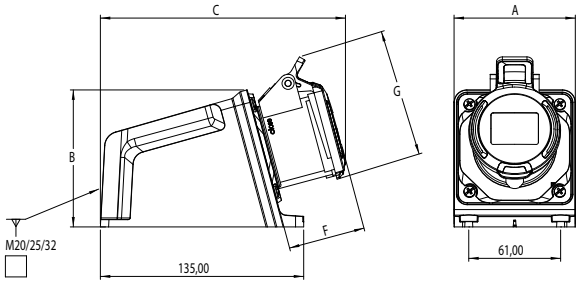

16A 3P/4P	M20
16A 5P	M25
32A 3P/4P/5P	M25
a richiesta | on request	M32

	16 Amp			32 Amp		
P	3	4	5	3	4	5
A	80,5	80,5	80,5	80,5	80,5	80,5
B	91	91	91	91	91	91
C	163	164	165	175	175	176
G	85	92	101	105	105	112
F	52	52	52	62	62	62
Wire flexible (mm²)	1-2,5			2,5-6		

Serie | Series 11

PRESA DA PARETE
WALL SOCKET
IP66/IP67





Ingresso del cavo chiuso per garantire la tenuta stagna.

Closed cable entry, to guarantee the IP degree.

Centraggio nella parte inferiore.

Centering on the bottom surface.

A	P	110V	230V	400V	500V	
16	3	1002551	**1002552**			3/36
	4	1002553	1002554	**1002555**	1002556	3/36
	5			**1002565**	1002570	3/36
32	3	1002557	**1002561**			2/24
	4	1002558	1002562	**1002566**	1002571	2/24
	5			**1002567**	1002572	2/24

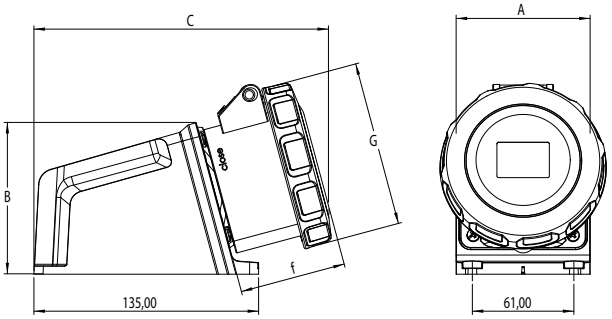

16A 3P/4P	M20
16A 5P	M25
32A 3P/4P/5P	M25
a richiesta | on request	M32

	16 Amp			32 Amp		
P	3	4	5	3	4	5
A	80,5	80,5	80,5	80,5	80,5	80,5
B	91	91	91	91	91	91
C	167	168	168	177	177	177
G	70	77	87	92	92	99
F	56	56	56	64	64	64
Wire flexible (mm²)	1-2,5			2,5-6		

Serie | Series 11

h | **3P** (2P+⏚) | **4P** (3P+⏚) | **5P** (3P+N+⏚) | **110V~** 50-60Hz 4h (3P, 4P, 5P) | **230V~** 50-60Hz 6h (3P), 9h (4P, 5P) | **400V~** 50-60Hz 9h (3P), 6h (4P, 5P) | **500V~** 50-60Hz 7h (3P, 4P, 5P)

Per dettagli sul prodotto, i poli e la tensione vedere pag. 23. | For futher details on products, poles and voltage go to page 23.

PRESA DA PARETE
WALL SOCKET
IP66/IP67

A	P	110V	230V	400V	500V	
63	3	1001259	**1001263**			3
	4	1001260	1001264	**1001268**	1001273	3
	5			**1001269**	1001274	3



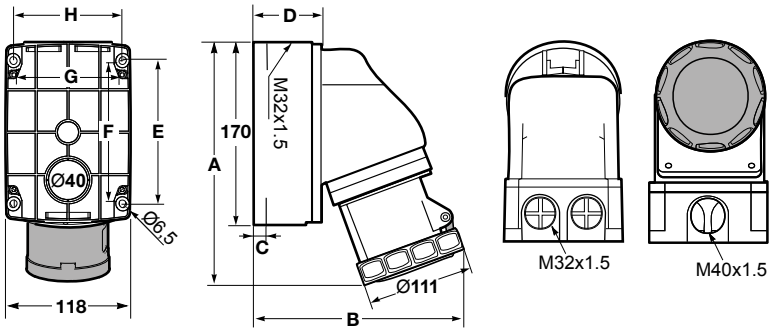

CE

Serie | Series 11

Standard: senza contatto pilota. Per richiederlo aggiungere una “P” finale al codice.

Standardly: not provided with pilot pin. In case you need it, just add a “P” at the end of the standard code.

	63 Amp		
P	3	4	5
A	232	232	232
B	200	200	200
C	14	14	14
D	63,5	63,5	63,5
E	136	136	136
F	134	134	134
G	102,5	102,5	102,5
H	103,5	103,5	103,5

PRESA DA PARETE
WALL SOCKET
IP66/IP67

A	P	110V	230V	400V	500V	
125	3	1279	**1278**			1
	4	1280	1281	**1277**	1282	1
	5			**1276**	1283	1



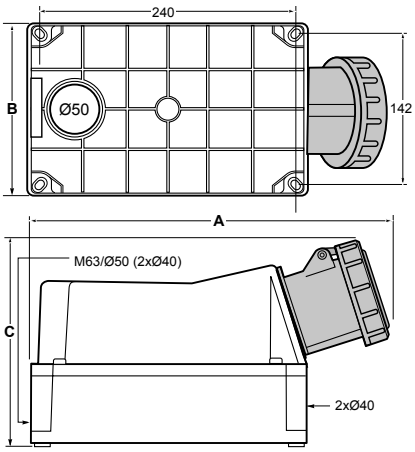

CE

Serie | Series 11

Standard: senza contatto pilota. Per richiederlo aggiungere una “P” finale al codice.

Standardly: not provided with pilot pin. In case you need it, just add a “P” at the end of the standard code.

	125 Amp		
P	3	4	5
A	322	322	322
B	162	162	162
C	220	220	220
D	60	60	60
Wire flexible (mm²)		16-50	

PRESA DA PARETE INCLINATA
SLOPING WALL SOCKET
IP54



A	P	110V	230V	400V	500V	
16	3	11.1401	**11.1402**			3/36
	4	11.1403	11.1404	**11.1405**	11.1406	3/36
	5			**11.1415**	11.1420	3/36
32	3	11.1407	**11.1411**			3/36
	4	11.1408	11.1412	**11.1416**	11.1421	3/36
	5			**11.1417**	11.1422	3/36

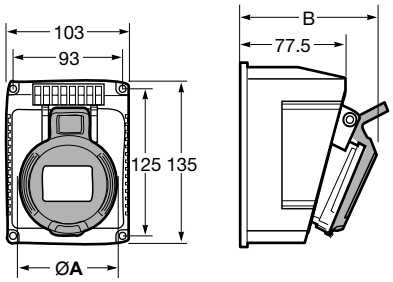

CE

Serie | Series 11

			16 Amp			32 Amp		
16A 3P/4P	M20	P	3	4	5	3	4	5
16A 5P	M25	A	60	68	76	81	81	89
32A	M25	B	103	104	105	113	113	115

PRESA DA PARETE INCLINATA
SLOPING WALL SOCKET
IP66/IP67



A	P	110V	230V	400V	500V	
16	3	11.1451	**11.1452**			3/36
	4	11.1453	11.1454	**11.1455**	11.1456	3/36
	5			**11.1465**	11.1470	3/36
32	3	11.1457	**11.1461**			3/36
	4	11.1458	11.1462	**11.1466**	11.1471	3/36
	5			**11.1467**	11.1472	3/36

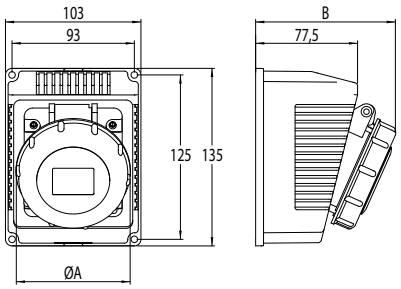

CE

Serie | Series 11

	16 Amp			32 Amp		
P	3	4	5	3	4	5
A	71	77	87	92	92	98
B	100	100	106	112	112	112

h | **3P** (2P+⏚) | **4P** (3P+⏚) | **5P** (3P+N+⏚) | **110V~** 50-60Hz 4h (3P, 4P, 5P) | **230V~** 50-60Hz 6h (3P), 9h (4P, 5P) | **400V~** 50-60Hz 9h (3P), 6h (4P, 5P) | **500V~** 50-60Hz 7h (3P, 4P, 5P)

Per dettagli sul prodotto, i poli e la tensione vedere pag. 23. | For futher details on products, poles and voltage go to page 23.

PRESA DA PARETE “DUO”
“DUO” WALL SOCKET
IP54

Presa Schuko completa di cavi interni. 32A 5P con fusibile 5x20mm 10A 250V su presa Schuko.

Schuko socket complete with internal cables. 32A 5P is equipped with a fuse 5x20mm 10A 250V on Schuko socket.

A	P	110V	230V	400V	500V	
16	3		**1002502-SCH**			6
	4			**1002505-SCH**		6
	5			**1002515-SCH**		5
32	3		**1002511-SCH**			5
	4			**1002516-SCH**		5
	5			**1002517-SCH**		5



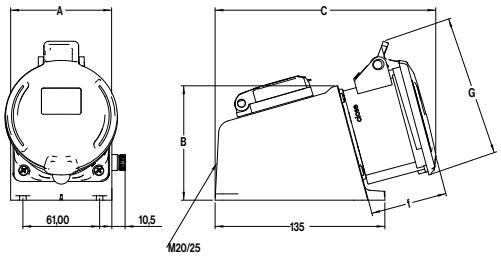

Serie | Series 11

Per altre configurazioni, contattare il produttore.

Should you need different configurations, please ask the manufacturer.

		16 Amp		
		P	3	4	5
		A	80,5	80,5	80,5
		B	91	91	91
16A 3P/4P	M20	C	175	175	175
16A 5P	M25	G	105	105	112
32A 3P/4P/5P	M25	f	62	62	62
a richiesta | on request	M32	Wire flexible (mm²)		2,5-6	

✱ Articolo gestito a stock. | This product is available on stock.

SPINE E PRESE IN GOMMA
RUBBER PLUGS AND SOCKETS
IP54

Una gamma di spine e prese Schuko in gomma pensata per i professionisti più esigenti.

Il manico funzionale e di design la rendono estremamente pratica, robusta e maneggevole.

This range of rubber plugs and sockets - in Schuko and French standard - is thought for the most demanding professionals.

The functional and design body makes it extremely practical, sturdy and easy to handle.



Tutte le prese includono lo shutter.

All sockets have shutter.



Standard francese
French standard



Standard tedesco
Schuko standard



IP20

Resistente ad oli e ad acidi.
Oil and acid resistant.

Elastomero ad alte prestazioni, anti usura e calpestabile (TPE).
High performance elastomer, wear-resistant and anticrushing.

Anti usura.
Anti usura.

Ottimo coefficiente di attrito per garantire una solida impugantura.
Excellent friction coefficient for a robust grip.



IP54

Gomma morbida anti usura
ALTA TENUTA DEL GRADO IP.

Wear-resistant soft rubber
HIGH IP RATING.



FORO che consente il fissaggio con una fascetta.
HANGER to ease the fixing with cable-ties.

MANICO ZIGRINATO per una facile impugnatura anche in ambienti esterni soggetti a sporcizie e intemperie.
KNURLED AND ERGONOMIC HANDLE also suitable for outdoor environments subject to dirt and bad weather.



PROFILO PRIVO DI SPIGOLI garantisce una migliore maneggevolezza.
THE EDGELESS PROFILE ensures a better handling.



CONTATTI NICHELATI
NICKEL PLATED PINS

POLIAMMIDE PA6
POLYAMIDE PA6

IL CONTATTO DI TERRA è più sporgente. Non è necessario accorciare i cavi di fase e neutro.
THE EARTH CONTACT is more protruding. It is not necessary to shorten the phase and neutral cables.

FERMACAVO APERTO
OPEN STRAIN RELIEF



PASSACAVO INTEGRATO
BUILT-IN CABLE ENTRY.

Il profilo incassato è pensato per una maggiore protezione contro gli urti e per una tenuta ottimale.
The recessed edges grant a higher protection against impacts and ensure an excellent seal.

NERVATURE NEL DESIGN per maggiore stabilità alla tenuta del cavo e maggiore saldezza nel punto di innesto del cavo.
THE RIBS guarantee a strong cable sealing and steadiness.

PER CAVI FINO A 3G2,5 H07RN-F
FOR CABLES UP TO 3G2,5 H07RN-F

SPINA IN GOMMA
RUBBER PLUG
IP54

Standard Tedesco.
Standard Francese.

Schuko Standard.
French Standard.



A	P	250V	
16	2P+TTL	80410	10/200

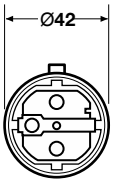

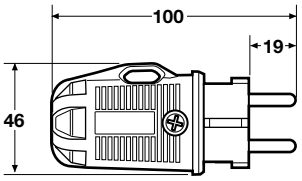

PRESA IN GOMMA
RUBBER SOCKET
IP20

Standard Tedesco.
Con shutter.

Schuko Standard.
With shutter.





A	P	250V	
16	2P+T	83210	8/160

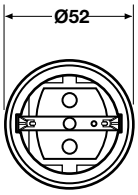

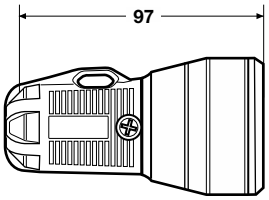

PRESA IN GOMMA
RUBBER SOCKET
IP20

Standard Francese.
Con shutter.

French Standard.
With shutter.





A	P	250V	
16	2P+T	82210	8/160

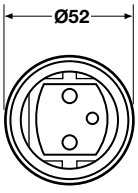

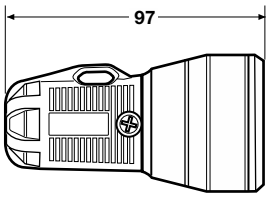

PRESA IN GOMMA
RUBBER SOCKET
IP54

Standard Tedesco.
Con shutter.

Schuko Standard.
With shutter.





A	P	250V	
16	2P+T	83410	6/120

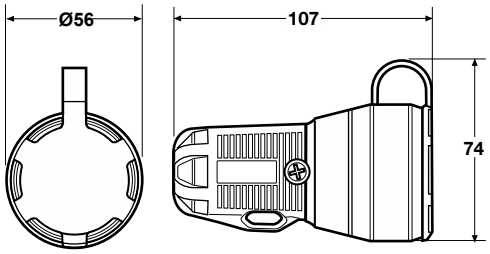

PRESA IN GOMMA
RUBBER SOCKET
IP54

Standard Francese.
Con shutter.

French Standard.
With shutter.





A	P	250V	
16	2P+T	82410	6/120

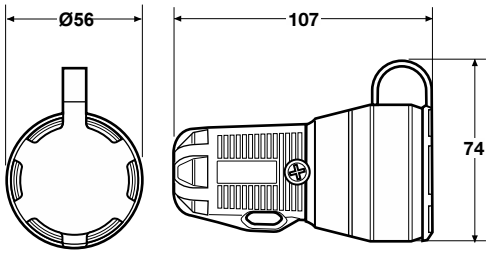

PRESA SCHUKO DA INCASSO
PANEL SCHUKO SOCKET
IP54



Con shutter.

Profilatura che garantisce tenuta IP54 anche senza guarnizione.

With shutter.

Profilatura che garantisce tenuta IP54 anche senza guarnizione.



2 STANDARD
2 STANDARDS

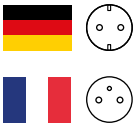

4 COLORI
4 COLOURS



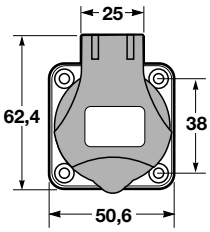

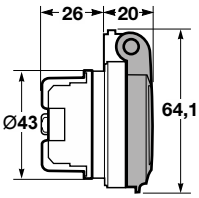

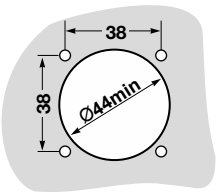

2 CONNESSIONI DISPONIBILI
2 TYPES OF CONNECTION

CONNESSIONE STANDARD
STANDARD CONNECTION

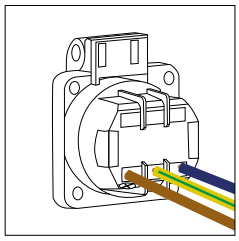

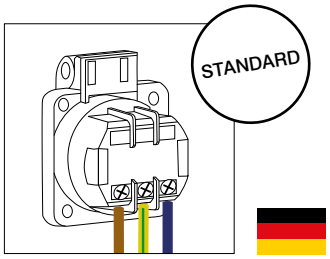

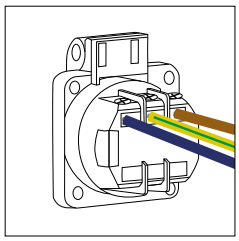

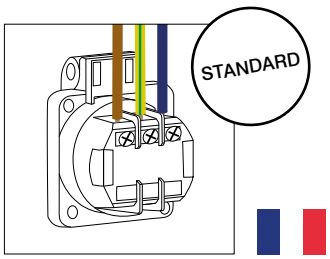

Connessione frontale.
Front connection.

Connessione laterale.
Side connection.

DOPPIA CONNESSIONE
DOUBLE CONNECTION

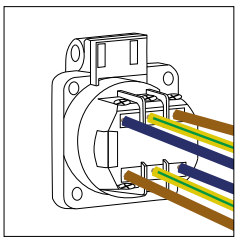

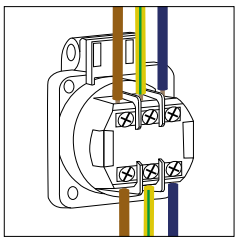

Connessione frontale.
Front connection.

Connessione laterale.
Side connection.

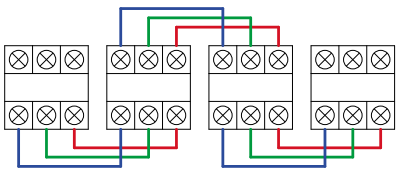

Agevola il cablaggio in serie.
Easier wiring in case of sockets in series.

PRESA SCHUKO DA INCASSO
PANEL SCHUKO SOCKET
IP54

16A 2P+T 250V



STANDARD

REF.		CONNESSIONE SINGOLA STANDARD CONNECTION	
83111	●	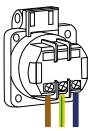	25/200
83112	●		25/200
83113	●		25/200
83114	○		25/200
83121	●	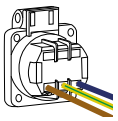	25/200
83122	●		25/200
83123	●		25/200
83124	○		25/200

REF.		DOPPIA CONNESSIONE DOUBLE CONNECTION	
83141	●	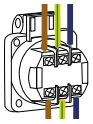	25/200
83142	●		25/200
83143	●		25/200
83144	○		25/200
83131	●	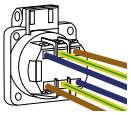	25/200
83132	●		25/200
83133	●		25/200
83134	○		25/200

PRESA FRANCESE DA INCASSO
PANEL FRENCH SOCKET
IP54

16A 2P+T 250V



STANDARD

REF.		CONNESSIONE SINGOLA STANDARD CONNECTION	
82111	●	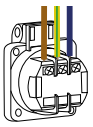	25/200
82112	●		25/200
82113	●		25/200
82114	○		25/200
82121	●	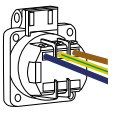	25/200
82122	●		25/200
82123	●		25/200
82124	○		25/200

REF.		DOPPIA CONNESSIONE DOUBLE CONNECTION	
82141	●	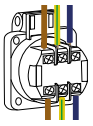	25/200
82142	●		25/200
82143	●		25/200
82144	○		25/200
82131	●	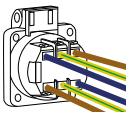	25/200
82132	●		25/200
82133	●		25/200
82134	○		25/200

PRESA SCHUKO ITALIA DA INCASSO
ITALIAN SCHUKO PANEL SOCKET
IP54

16A 2P+T 250V



A	P	250V	
16	3	85121	10/120

CE

16A 2P+T 250V
P40

SCATOLA PER PRESA SCHUKO
BOX FOR SCHUKO SOCKET

REF. RS13955

Adatto per: | Suitable for:

83111, 82111



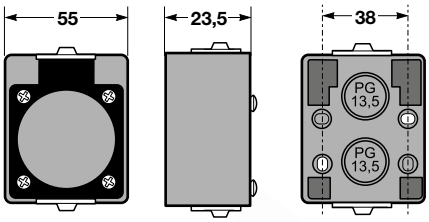

CE

FLANGIA PER PRESE SCHUKO ITALIA
FLANGE FOR ITALIAN SCHUKO SOCKETS

REF. RS3910

Adatto per: | Suitable for:

85121, 83111, 82111



FLANGIA ADATTATORE PER PRESE SCHUKO
ADAPTING FLANGE FOR SCHUKO SOCKETS

REF. RS3905

Sacchetto da 6 pezzi

6 pcs in 1 bag

Adatto per: | Suitable for:

83111, 82111



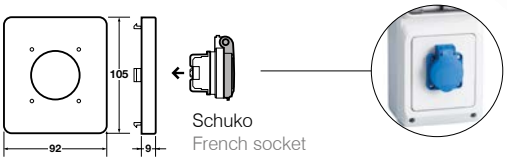

SPINA MOBILE
MOBILE PLUG
IP68



A	P	250V	
16	3	RS23960	12/72

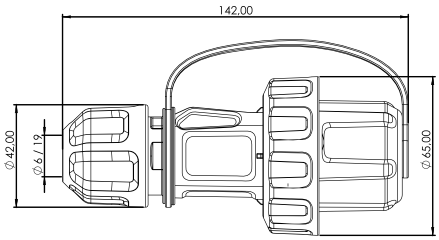

CE

SCHUKO DA INCASSO
SCHUKO PANEL SOCKET
IP68



A	P	250V	
16	3	RS13960	30/180
		RS13960-F	30/180

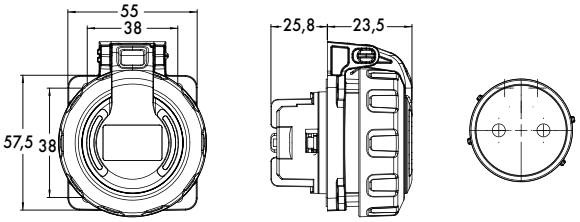

CE

SCHUKO DA INCASSO
SCHUKO PANEL SOCKET
IP68



A	P	250V	
16	3	RS13965	30/180
		RS13965-F	30/180

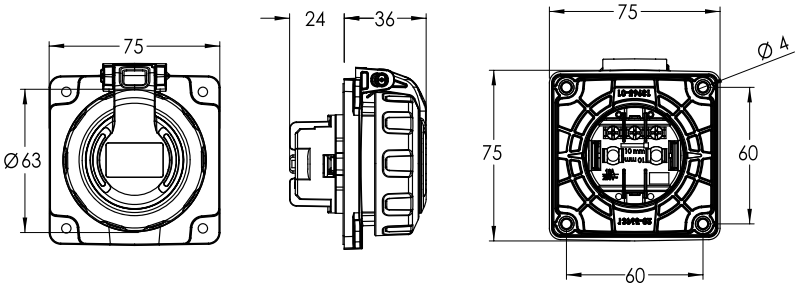

CE

✱ Articolo gestito a stock. | This product is available on stock.

POWER SHELL
UN NUOVO CONCETTO DI PRESA SCHUKO
A NEW CONCEPT OF SCHUKO SOCKET
IP65 | IP67

Power Shell é un prodotto ideato,progettato e fabbricato in Italia da Rosi. La qualità dei materiali e della sua struttura pratica e funzionale lo rendono adatto ad ogni utilizzo, dal giardino all'industria.

Semplicemente con un click é possibile aumentare il grado di protezione della spina Schuko che viene inserita, fino a raggiungere un IP65/IP67.

Power Shell has been conceived, designed and manufactured in Italy by Rosi. The quality of the materials and its practical and functional structure makes it suitable for any use, from the garden to industry.

Simply with a click, it is possible to increase the degree of protection of the Schuko plug that is inserted, up to IP65/IP67.

POWER SHELL
POWER SHELL
IP65 | IP67



CE

A	P	250V	PRESA SOCKETS	
10/16	3	**1823**	Schuko biv. Italian Schuko	10
16	3	**1825**	Presa francese French socket	10
16	3	**1824**	Schuko	10

ADATTATORE
ADAPTOR
IP65 | IP67



CE

250V	SPINA PLUG	PRESA SOCKETS	SEZIONE SECTION	TIPO CAVO CABLE TYPE	M	
1826	IND 3P 16A		3G2,5	H07RN-F	0,3	1/10
1828	IND 3P 16A		3G2,5	H07RN-F	0,3	1/10
1829	IND 3P 16A		3G2,5	H07RN-F	0,3	1/10

PROLUNGA
EXTENSION CABLE

Per lunghezze o configurazioni personalizzate chiedere informazioni al produttore.

For specific lenghts or configurations, please ask the manufacturer.



CE

250V	SPINA PLUG	PRESA SOCKETS	SEZIONE SECTION	TIPO CAVO CABLE TYPE	M	
ER52154R	Schuko 16A 2P+T		3G1,5	H05VV-F	15	1
ER52254R	Schuko 16A 2P+T		3G1,5	H05VV-F	25	1
ER53154R	Schuko 16A 2P+T		3G1,5	H05VV-F	15	1
ER53254R	Schuko 16A 2P+T		3G1,5	H05VV-F	25	1
ER54154R	Schuko 16A 2P+T		3G1,5	H05VV-F	15	1
ER54254R	Schuko 16A 2P+T		3G1,5	H05VV-F	25	1

h | **3P** (2P+⏚) | **4P** (3P+⏚) | **5P** (3P+N+⏚) | **110V~** 50-60Hz 4h (3P, 4P, 5P) | **230V~** 50-60Hz 6h (3P), 9h (4P, 5P) | **400V~** 50-60Hz 9h (3P), 6h (4P, 5P) | **500V~** 50-60Hz 7h (3P, 4P, 5P)

Per dettagli sul prodotto, i poli e la tensione vedere pag. 23. | For futher details on products, poles and voltage go to page 23.

SERIE SCHUKO | Power Shell
SCHUKO SERIES | Power Shell

GOMMA CO-STAMPATA per una tenuta IP garantita e duratura.
CO-MOLDED RUBBER for a guaranteed and long-lasting IP seal.

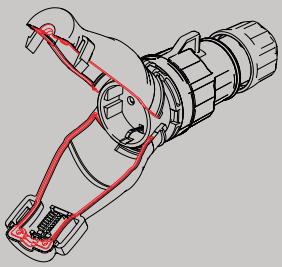

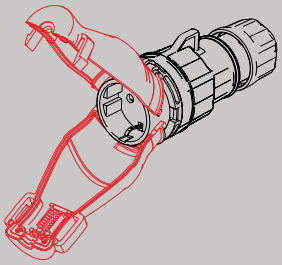

GUSCI IN POLIPROPILENE per robustezza e flessibilità.
POLYPROPYLENE SHELLS for more robustness and flexibility.

PRESA
SOCKET

PER UN USO A LUNGA DURATA, si raccomanda di utilizzare le due viti in dotazione.
FOR LONG DURATION USAGES, it is recommended that the two internal scews are used.

PROTEZIONE MECCANICA con fermacavo antistrappo.
MECHANICAL PROTECTION to prevent accidental unplugging.

MULTIUSO
MULTIUSO

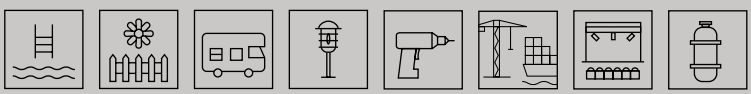

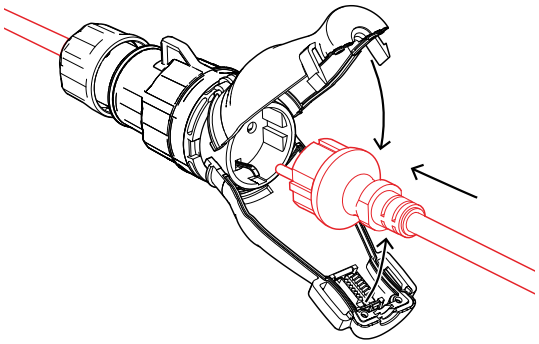

Inserire la spina Schuko all'interno di Power Shell.
Insert the Schuko plug inside Power Shell.

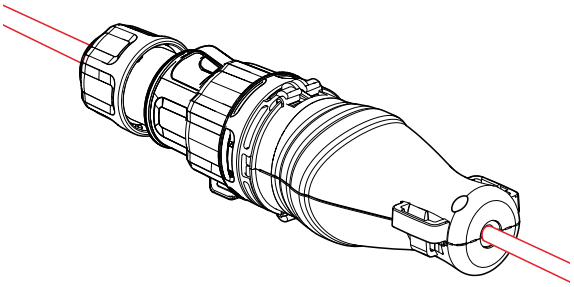

Chiudere i due gusci con un semplice click.
La connessione è protetta da un grado IP65.
Close the two Shells simply with a click.
The connection is now IP65.

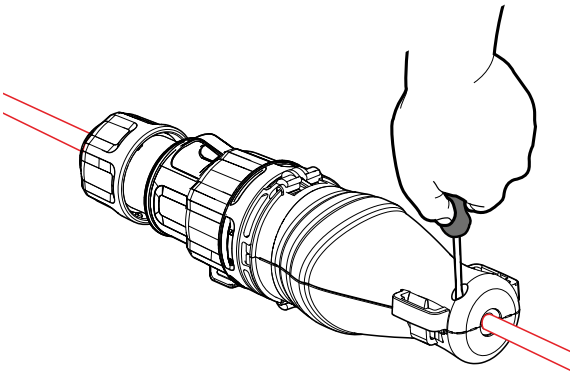

Servirsi delle due viti già a corredo dentro il prodotto e fissarle nei fori esterni. La connessione ha ora un grado IP67.
Take the 2 screws that are already inside Power Shell and fix them in the holes. The connection has now reached IP67.



IDROPULITRICI E POMPE SOMMERSE
PRESSUER WHASERS AND SUBMERSIBLE PUMPS



ILLUMINAZIONE ESTERNA | OUTDOOR LIGHTING



GIARDINO | GARDEN



AREE DI ATTRACCO | DOCKING AREAS



ILLUMINAZIONE NATALIZIA
CHRISTMAS LIGHTING



SPINA MOBILE
PLUG
IP44



A	P	24V 50-60 Hz	42V 100-200 Hz	42V 401-500 Hz	42 V 50-60 Hz	
16	2	**9211***	9115	9117	9113	10/150
	3	9112	9116	9118	9114	10/150
32	2	9119	9123	9125	9121	10/150
	3	9120	9124	9126	9122	10/150

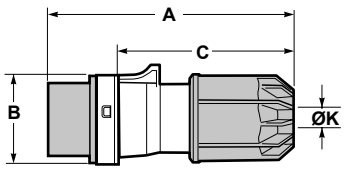

	16 Amp		32 Amp	
P	2	3	2	3
A	135	135	135	135
B	51	51	51	51
C	100	100	110	110
ØK	9,5-24	9,5-24	9,5-24	9,5-24
Wire flexible (mm²)	1-10		1-10	

Serie | Series 10

SPINA MOBILE
PLUG
IP67



A	P	24V 50-60 Hz	42V 100-200 Hz	42V 401-500 Hz	42 V 50-60 Hz	
16	2	**9171**	9175	9177	9173	10/150
	3	9172	9176	9178	9174	10/150
32	2	9179	9183	9185	9181	10/150
	3	9180	9184	9186	9182	10/150

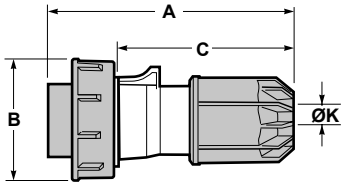

	16 Amp		32 Amp	
P	2	3	2	3
A	124	131	148	152
B	79	87	93	100
C	110	110	110	110
ØK	9,5-24	9,5-24	9,5-24	9,5-24
Wire flexible (mm²)	1-10		1-10	

Serie | Series 10

h | **2P** (NO ⏚) | **3P** (NO ⏚)
Per dettagli sul prodotto, i poli, la tensione e le h vedere pag.18. | For futher details on products, poles, voltage and h go to page 18.

PRESA MOBILE
SOCKET
IP44



A	P	24V 50-60 Hz	42V 100-200 Hz	42V 401-500 Hz	42 V 50-60 Hz	
16	2	**9011***	9015	9017	9013	10/150
	3	9012	9016	9018	9014	10/150
32	2	9019	9023	9025	9021	10/150
	3	9020	9024	9026	9022	10/150

CE

Serie | Series 11

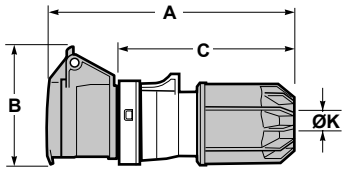

	16 Amp		32 Amp	
P	2	3	2	3
A	150	150	150	150
B	75	75	75	75
C	110	110	110	110
ØK	9,5-24	9,5-24	9,5-24	9,5-24
Wire flexible (mm²)	1-10		1-10	

PRESA MOBILE
SOCKET
IP67



A	P	24V 50-60 Hz	42V 100-200 Hz	42V 401-500 Hz	42 V 50-60 Hz	
16	2	**9071**	9075	9077	9073	10/150
	3	9072	9076	9078	9074	10/150
32	2	9079	9083	9085	9081	10/150
	3	9080	9084	9086	9082	10/150

CE

Serie | Series 11

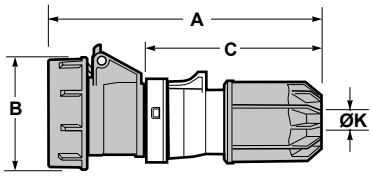

	16 Amp		32 Amp	
P	2	3	2	3
A	150	150	150	150
B	78	78	78	78
C	110	110	110	110
ØK	9,5-24	9,5-24	9,5-24	9,5-24
Wire flexible (mm²)	1-10		1-10	

* Articolo gestito a stock. | This product is available on stock.

PRESA DA INCASSO
PANEL SOCKET
IP44



A	P	24V 50-60 Hz	42V 100-200 Hz	42V 401-500 Hz	42 V 50-60 Hz	
16	2	**6026Q**	6030Q	6032Q	6028Q	10/150
	3	6027Q	6031Q	6033Q	6029Q	10/150
32	2	6034Q	6038Q	6040Q	6036Q	10/150
	3	6035Q	6039Q	6041Q	6037Q	10/150

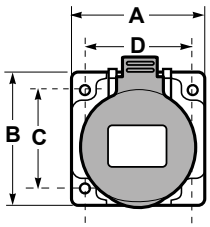

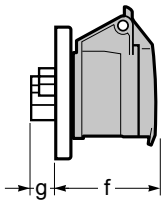

P	16 Amp 2	16 Amp 3	32 Amp 2	32 Amp 3
A	75	75	75	75
B	85	85	85	85
C	60	60	60	60
D	60	60	60	60
f	47	47	47	47
g	20	20	20	20
Wire flexible (mm²)	1-10		1-10	

CE

Serie | Series 11

PRESA DA INCASSO
PANEL SOCKET
IP67



A	P	24V 50-60 Hz	42V 100-200 Hz	42V 401-500 Hz	42 V 50-60 Hz	
16	2	**7026Q**	7030Q	7032Q	7028Q	10/150
	3	7027Q	7031Q	7033Q	7029Q	10/150
32	2	7034Q	7038Q	7040Q	7036Q	10/150
	3	7035Q	7039Q	7041Q	7037Q	10/150

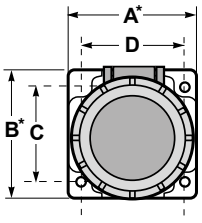

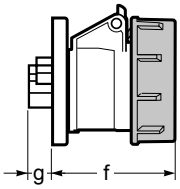

P	16 Amp 2	16 Amp 3	32 Amp 2	32 Amp 3
A	75	75	75	75
B	85	85	85	85
C	60	60	60	60
D	60	60	60	60
f	48	48	48	48
g	20	20	20	20
Wire flexible (mm²)	1-10		1-10	

CE

Serie | Series 11

h | **2P** (NO ⏚) | **3P** (NO ⏚)
Per dettagli sul prodotto, i poli, la tensione e le h vedere pag.18. | For futher details on products, poles, voltage and h go to page 18.

TRASFORMATORE PORTATILE 220/24V
PORTABLE TRANSFORMER 220/24V

Transformatore di isolamento e sicurezza.
Cassetta in materiale termoplastico resistente agli urti ed atmosfere altamente inquinate.
Protezioni a fusibile sia in ingresso che in uscita.

Isolation and safety transformer.
Box in collision and pollution resistant thermoplastic.
Fuse protection both in entrance and in exit.

REF.	POTENZA MAX. MAX. POWER	TRASFORMATORE TRANSFORMER	PRESE SOCKETS	
M24V	150VA	220/24V	2	1



CE

CATENARIO DI LAMPADE PER PONTEGGI
LAMPS SET FOR SCAFFOLDING

Calotta rossa in policarbonato.
Cavo H07RN-F.
Aggancio in nylon per tubi “innocenti”.
Potenza per ogni lampada 2,30W.

Red polycarboned housing.
H07RN-F cable.
Nylon joint for scaffolding pipes.
Each lamp is 2,30W.



REF.	LAMPADA LAMP	SPINA | PRESA PLUG | SOCKET	
RSMPL08T	8 lampade LED distanti 2,5m per 14,5m di ponteggio 8 led lights with 2,5m distance in 14,5m of scaffolding	trasformatore incorporato e spina 24V Transformer included and 24V plug	1
RSMPL006	6 lampade LED distanti 4 m per 21m di ponteggio 6 led lights with 4m distance in 21m of scaffolding	spina 16A 2P 24V e presa passante 16A 2P 24V plug + socket	1

CE





ROSI CE
16A 2P + ⏚ 6h/ IP54
200/250V ~ 50-60Hz
ART. 9213N Type D/2

Il colore della tensione (230V) é riportato sull'etichetta del prodotto.
The voltage (230V) color is visible on the label.

SPINA MOBILE INDUSTRIALE
INDUSTRIAL PLUG
IP54



A	P	230V		
16	3	**1009213N**	●	1/120
32	3	1009413N	●	5/60

Dimensioni a pag. 30
Dimensions on page 30

PRESA MOBILE INDUSTRIALE
INDUSTRIAL SOCKET
IP54



A	P	230V		
16	3	**1009223N**	●	10/120
32	3	1009523N	●	4/48

Dimensioni a pag. 36
Dimensions on page 36

PRESA INDUSTRIALE DA INCASSO
STRAIGHT PANEL SOCKET
IP54
Flangia | Flange **55x55mm**



A	P	230V		
16	3	1001302SN	●	10/120

Dimensioni a pag. 39
Dimensions on page 39

PRESA SCHUKO DA INCASSO
PANEL SCHUKO SOCKET
IP54



A	P	250V		
16	3	83112	●	10/150

Dimensioni a pag. 54
Dimensions on page 54



T-POWER IP54

Con passacavo M20.
With cable gland M20.



A	230V	PRESA SOCKET	
16	1002020	3P (2x)	8

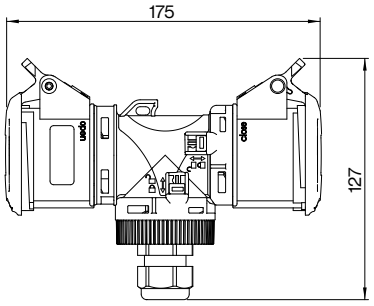

CE

T-POWER IP54

Con passacavo M20.
With cable gland M20.



A	230V	SPINA PLUG	PRESA SOCKET	
16	1002021	3P (1x)	3P (1x)	8

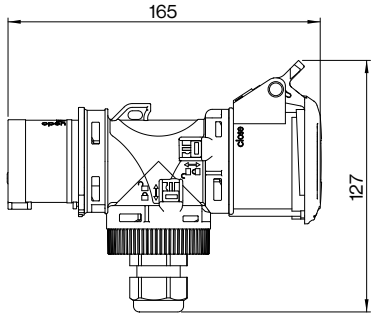

CE

h | **3P** (2P+⏚) | **4P** (3P+⏚) | **5P** (3P+N+⏚) | **110V~** 50-60Hz 4h (3P, 4P, 5P) | **230V~** 50-60Hz 6h (3P), 9h (4P, 5P) | **400V~** 50-60Hz 9h (3P), 6h (4P, 5P) | **500V~** 50-60Hz 7h (3P, 4P, 5P)

Per dettagli sul prodotto, i poli e la tensione vedere pag. 23. | For futher details on products, poles and voltage go to page 23.

T-POWER IP54



A	230V	SPINA PLUG	PRESA SOCKET	
16	1002022	3P (1x)	3P (2x)	8

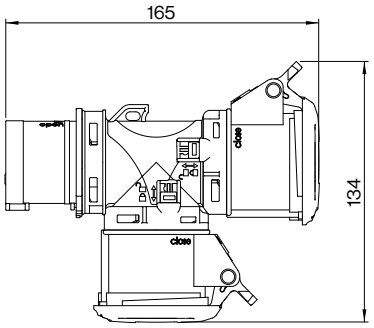

CE

T-POWER IP54

Con pressacavo M20.
With cable gland M20.
Cavo | Cable
1,5m H07RN-F



A	230V	SPINA PLUG	PRESA SOCKET	
16	1002023	3P (1x)	3P (1x)	4

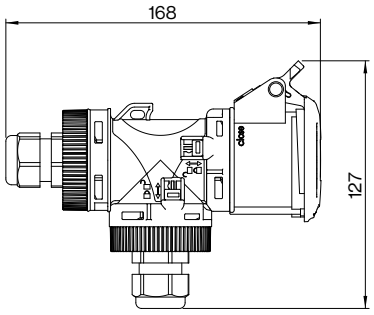

CE

T-POWER IP54

Con pressacavo M20.
With cable gland M20.



A	230V	PRESA SOCKET	
16	1002024	3P (1x)	8

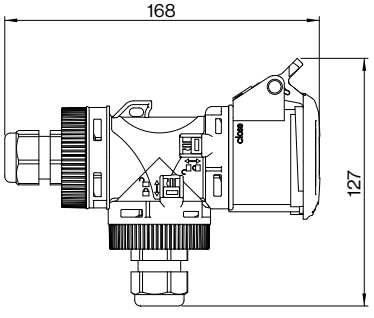

CE



SPINA DA INCASSO PER CARAVAN
PANEL PLUG PER CARAVAN
IP44
Basculante
Tilting



A	P	230V		
16	3	SPVANB	○	1/60
		SPVANN	●	1/60

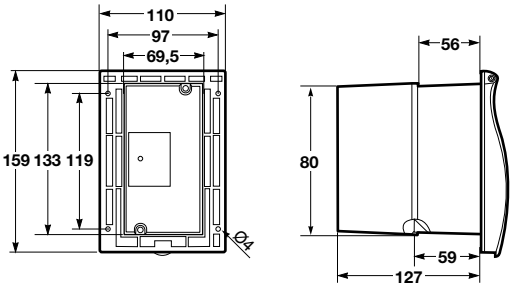

SPINA DA INCASSO PER CARAVAN
PANEL PLUG PER CARAVAN
IP44
Basculante
Tilting



A	P	230V		**PROTEZIONE** PROTECTION	
16	3	SPVAN-MT	○	Interruttore automatico magnetotermico 1P+N MCB 1P+N	1/60
16	3	SPVAN-MTD	○	Interruttore automatico diff. 1P+N RCD 1P+N	1/60

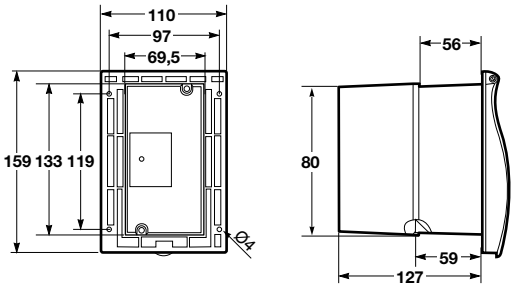

SPINA DA INCASSO PER CARAVAN
PANEL PLUG PER CARAVAN
IP44



A	P	230V		
16	3	LUNAB	○	1/70
		LUNAN	●	1/70

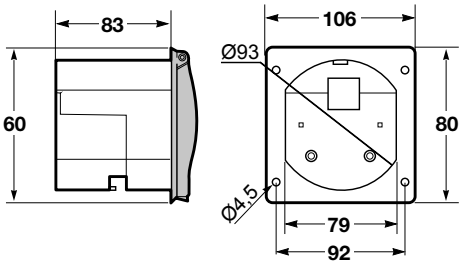

CE

QUADRO PORTATILE
PORTABLE BOX
IP44

Cavo: 2m
Presa: IND 16A 3P IP54 (2x)

Cable: 2m
Socket: IND 16A 3P IP54 (2x)

A	P	230V		PROTEZIONE PROTECTION	
16	3	M22MTD	○	Interruttore automatico magnetotermico 1P+N MCB 1P+N	1/10
32	3	M22MTDS	○	Interruttore automatico diff. 1P+N RCD 1P+N	1/10



CE

PRESA INDUSTRIALE MOBILE A 90°
INDUSTRIAL SOCKET ANGLED 90°

Con presa Schuko per caravan.
With Schuko socket for caravan.



A	P	230V		
16	3	**RS321**	●	10/150



Schuko 16A 3P



CEE 16A 3P

CE

* Articolo gestito a stock. | This product is available on stock.

PRESA DA INCASSO LUCCHETTABILE
LOCKABLE PANEL SOCKET
IP54 | IP66-67

Flangia compatta, adatta per spazi ridotti come colonnine da campeggio, colonnine per zone d'attracco, ecc. Compatibile con la maggior parte delle prese installate sulle colonnine del mercato.

Compact flange, suitable for small spaces suche as camping pedestals, docking areas, etc. Compatible with them most part of the sockets mounted on pedestals





Coperchio lucchettabile per lucchetti fino a 5mm

SPECIALLY DESIGNED PADLOCK cover, Suitable for padlock up to 5mm.

FACILITA' DI MONTAGGIO della flangia, grazie al posizionamento della sede della vite, dislocata rispetto al foro del lucchetto

EASY ASSEMBLY OF THE FLANGE, thanks to the positioning of the screw seat, displaced



Compatibile con spina lucchettabile 1009213L.

SOCKET WITH SPECIAL DESIGN for padlock compatible with mobile plug 13200L.





MICROINTERRUTTORE CON CONTATTO NO/NC.
Disponibile in IP54 e IP66/67.
Lunghezza cavo 50cm.

MICRO SWITCH WITH NO/NC CONTACT.
Available in IP54 and IP66-67 versions.
Microswitch cable length 50cm.

PRESA DA INCASSO LUCCHETTABILE
PANEL SOCKET FOR LOCK
IP54

Flangia | Flange **64x74mm**



A	P	250V	
16	2P+T	1006641QL	10

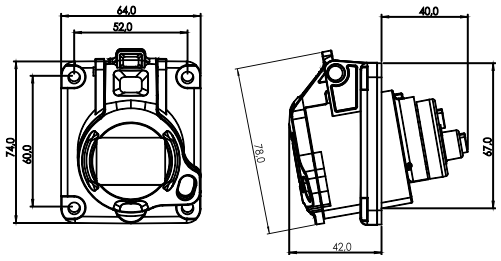

PRESA DA INCASSO LUCCHETTABILE CON MICROSWITCH
MICROSWITCH PANEL SOCKET FOR LOCK
IP54

Flangia | Flange **64x74mm**



A	P	250V	
16	2P+T	10M6641QL	10

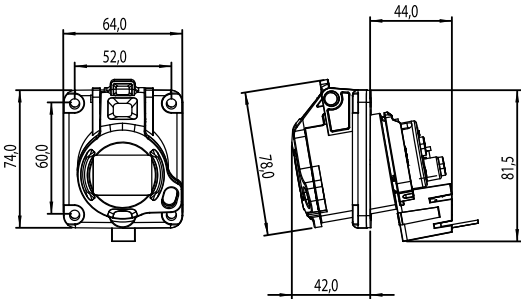

SPINA LUCCHETTABILE
LOCKABLE MOBILE PLUG
IP54



A	P	250V	
16	2P+T	1009213L	10

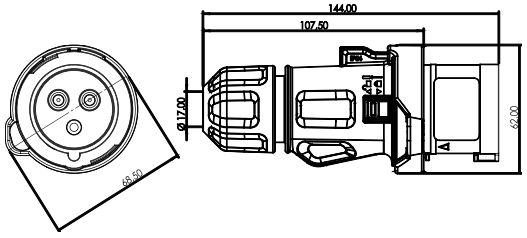

Integrabile in tutti i tipi di prese lucchettabili del mercato.
It can be integrated into all types of lockable sockets on the market.

✱ Articolo gestito a stock. | This product is available on stock.

PRESA DA INCASSO
PANEL SOCKET
IP54

Flangia | Flange **64x74mm**



A	P	250V	
16	2P+T	1006641Q	10

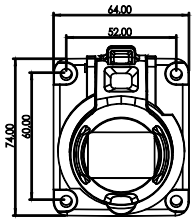

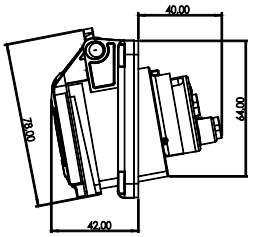

PRESA DA INCASSO
PANEL SOCKET
IP66/IP67

Flangia | Flange **64x74mm**



A	P	250V	
16	2P+T	1007641Q	10

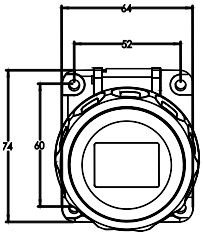

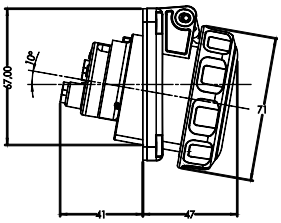

PRESA DA INCASSO CON MICROSWITCH
PANEL SOCKET
WITH MICROSWITCH
IP54

Flangia | Flange **64x74mm**



A	P	250V	
16	2P+T	10M6641Q	10

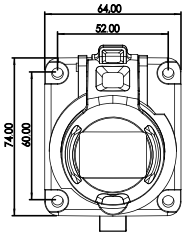

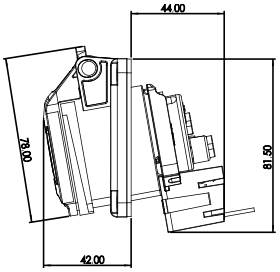

PRESA DA INCASSO CON MICROSWITCH
PANEL SOCKET WITH MICROSWITCH
IP66/IP67

Flangia | Flange **64x74mm**



A	P	250V	
16	2P+T	10M7641Q	10

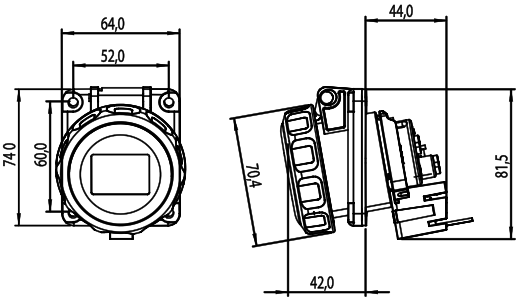

PRESA DA INCASSO CON MICROSWITCH
PANEL SOCKET WITH MICROSWITCH
IP54



A	P	200-250V	400V	
16	3	**10M6001Q**		10
	4		**10M6002Q**	10
	5		**10M6003Q**	5
32	3	**10M6004Q**		4
	4		**10M6005Q**	4
	5		**10M6006Q**	3

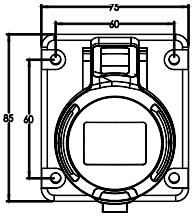

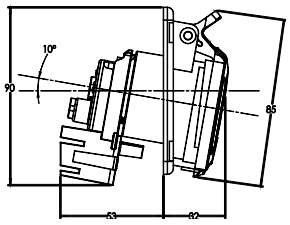

	16 Amp			32 Amp		
P	3	4	5	3	4	5
A	75	75	75	80	80	80
B	85	85	85	95	95	95
C	60	60	60	70	70	70
D	60	60	60	60	60	60
E	52	61	61	67	67	67
f	26	34	37	40	40	40
g	86	94	102	108	108	108
øh	90	102	111	114	114	120
Wire flexible (mm²)		1-2,5			2,5-6	

PRESA DA INCASSO CON MICROSWITCH
PANEL SOCKET WITH MICROSWITCH
IP66/67



A	P	200-250V	400V	
16	3	**10M7001Q**		10
	4		**10M7002Q**	10
	5		**10M7003Q**	5
32	3	**10M7004Q**		4
	4		**10M7005Q**	4
	5		**10M7006Q**	3

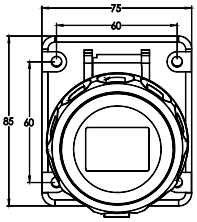

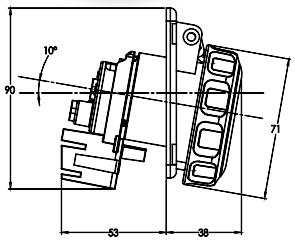

	16 Amp			32 Amp		
P	3	4	5	3	4	5
A	75	75	75	80	80	80
B	85	85	85	95	95	95
C	60	60	60	70	70	70
D	60	60	60	60	60	60
E	52	61	61	67	67	67
f	26	34	37	40	40	40
g	86	94	102	108	108	108
øh	90	102	111	114	114	120
Wire flexible (mm²)		1-2,5			2,5-6	

* Articolo gestito a stock. | This product is available on stock.

3H CONTAINER REFRIGERANTI
REFRIGERATED CONTAINER

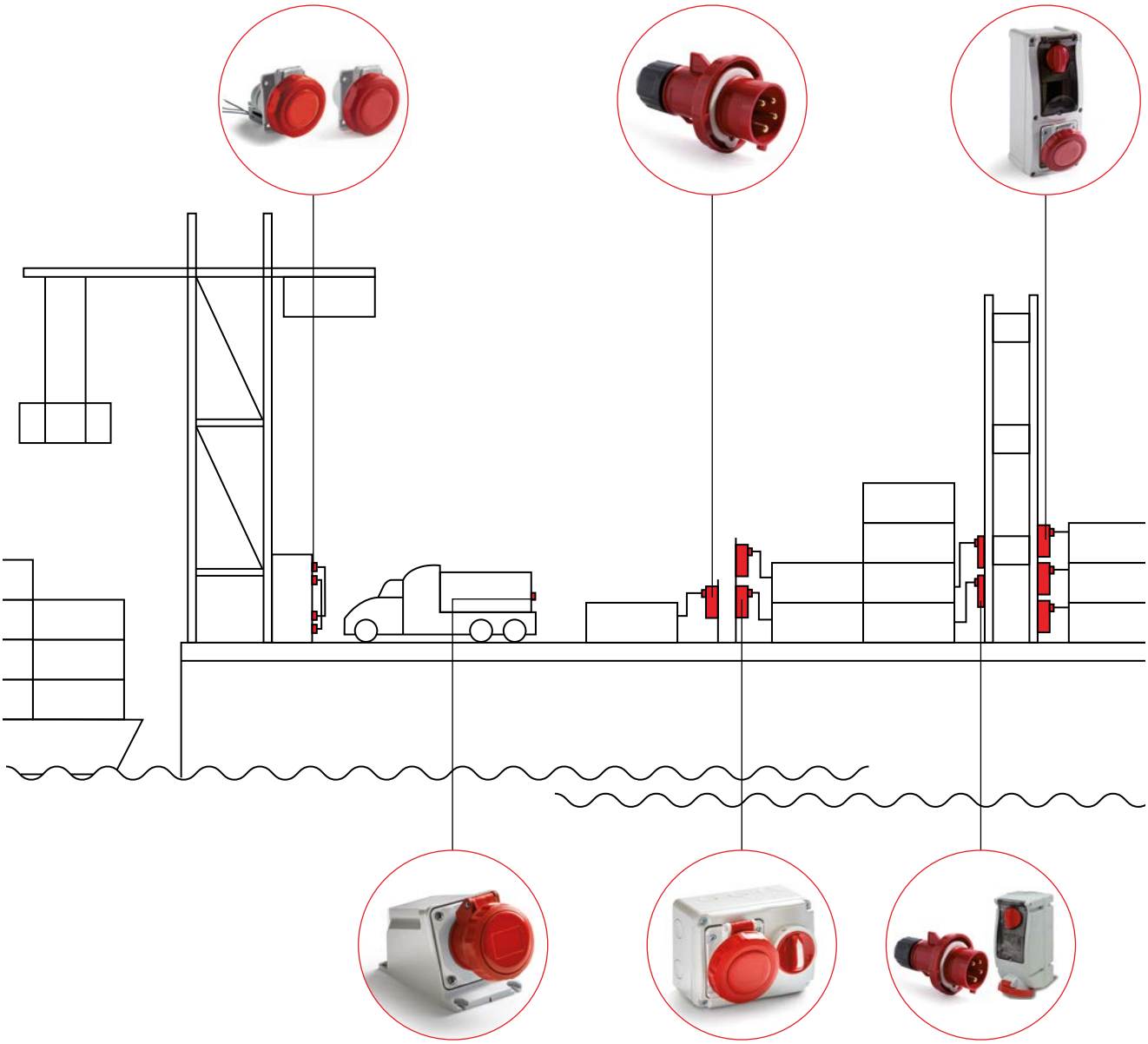





h | **3P** (2P+⏚) | **4P** (3P+⏚) | **5P** (3P+N+⏚) | **110V~** 50-60Hz 4h (3P, 4P, 5P) | **230V~** 50-60Hz 6h (3P), 9h (4P, 5P) | **400V~** 50-60Hz 9h (3P), 6h (4P, 5P) | **500V~** 50-60Hz 7h (3P, 4P, 5P)

Per dettagli sul prodotto, i poli e la tensione vedere pag. 23. | For futher details on products, poles and voltage go to page 23.

SPINA MOBILE
PLUG
IP66/IP67



CE

A	P	H	380-415V	
32	4	3	8414-3H	4/48

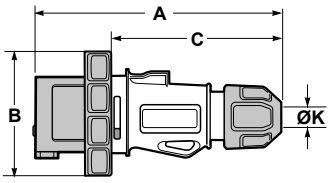

	32 Amp
P	4
A	172
B	92
C	125
ØK	11,5-20
Wire flexible (mm²)	2,5-6

PRESA MOBILE
SOCKET
IP66/IP67



CE

A	P	H	380-415V	
32	4	3	8524-3H	3/36

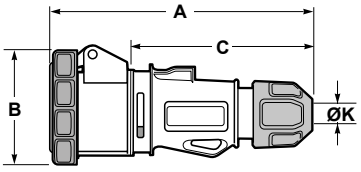

	32 Amp
P	4
A	170
B	99
C	125
ØK	11,5-21
Wire flexible (mm²)	2,5-6

PRESA DA PARETE
WALL SOCKET
IP66/IP67



CE

A	P	H	380-415V	
32	4	3	2568	2/24

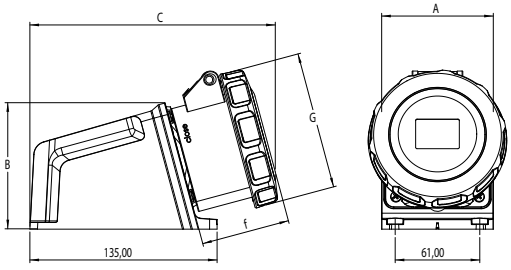

	32 Amp
P	4
A	80,5
B	91
C	177
G	92
f	64
Wire flexible (mm²)	2,5-6

PRESA DA INCASSO INCLINATA
SLOPING PANEL SOCKET
IP66/IP67



CE



* Per info sulla versione con microswitch.
* For further info on the version with microswitch.
Vedere pagina | See pag: 75

A	P	H	380-415V	
32	4	3	7005Q-3H	5/60
32	4	3	10M7005Q-3H	5/60

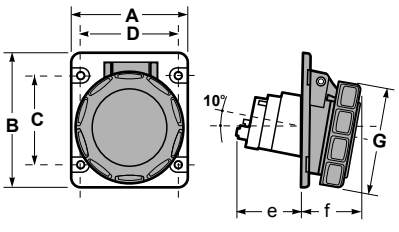

	32 Amp
P	4
A	80
B	95
C	70
D	60
e	60
f	40
G	92
Wire flexible (mm²)	2,5-6

PRESA DA INCASSO DRITTA
STRAIGHT PANEL SOCKET
IP66/IP67

A	P	H	380-415 V	
32	4	3	1366-3H	5/60



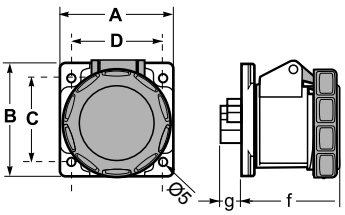

	32 Amp
P	4
A	75
B	85
C	60
D	60
f	72
g	20

MOLTIPLICATORE
MULTIPLIER
IP67

3 uscite
Spina: 32A 4P

3 ways
Plug: 32A 4P

A	P	H	380-415 V	PRESA SOCKET	
32	4	3	1566-3H	3x	2



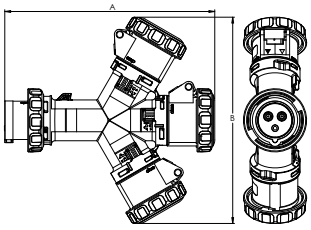

	32 Amp
P	4
A	285
B	282

PRESA INTERBLOCCATA CON SEZIONATORE
INTERLOCKED SOCKET WITH SWITCH
IP67

Serie | Series 14



A	P	H	380-415 V	
32	4	3	14.3332R3	1/20

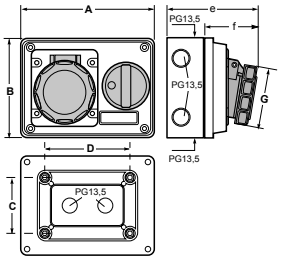

	32 Amp
P	4
A	155
B	115
C	98
D	113
e	118
f	70
G	92
Wire flexible (mm²)	2,5-6

PRESA INTERBLOCCATA CON SEZIONATORE
INTERLOCKED SOCKET WITH SWITCH
IP67

Serie | Series 19



A	P	H	380-415 V	
32	4	3	19.3332R3	1/20

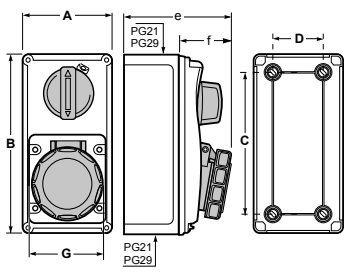

	32 Amp
P	4
A	190
B	180
C	169
D	79
e	114
f	63
G	108
Wire flexible (mm²)	2,5-6

PRESA INTERBLOCCATA
INTERLOCKED SOCKET
IP55



A	P	H	380-415 V	DESCRIZIONE DESCRIPTION	
32	4	3	17.332R3D	Con barra DIN with DIN rail	1/15
32	4	3	17.332R3	Con portafusibili With fuse holder	1/15
32	4	3	17.332R3MT	Con magnetotermico curva C With MBC-Type C	1/15

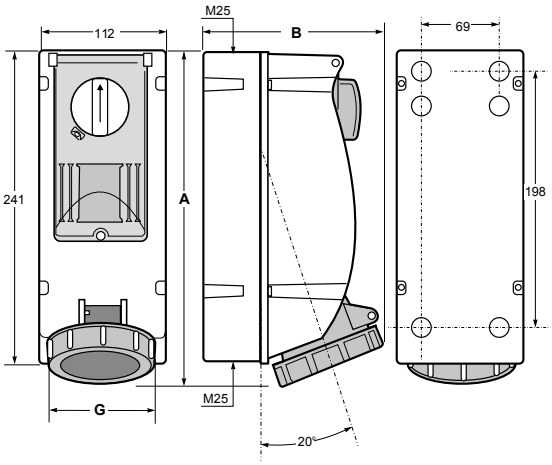

	32 Amp
P	4
A	250
G	142
Wire flexible (mm²)	2,5-6

Serie | Series 17

PRESA INTERBLOCCATA
INTERLOCKED SOCKET
IP67



A	P	H	380-415 V	DESCRIZIONE DESCRIPTION	
32	4	3	16.3332R3D	con barra DIN with DIN rail	1/10
32	4	3	16.3332R3	Con portafusibili With fuse holder	1/10
32	4	3	16.3332R3MT	Con magnetotermico curva C With MBC-Type C	1/10

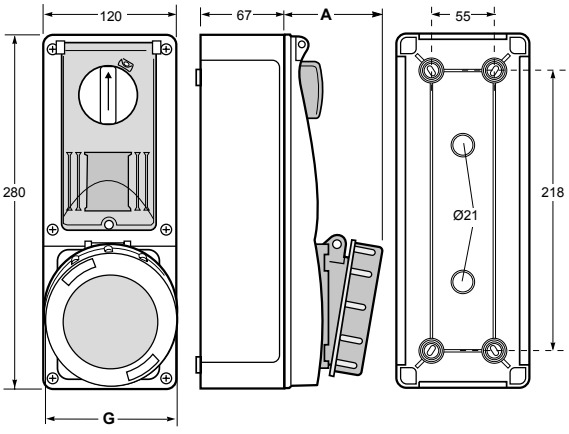

	32 Amp
P	4
A	73,5
G	98
Wire flexible (mm²)	2,5-6

Serie | Series 16



2
MOLTIPLICATORI E ADATTATORI
MULTIPLIERS AND ADAPTORS

MOLTIPLICATORI
MULTIPLIERS
82

Moltiplicatori a 2 e 3 uscite
2 and 3 ways multipliers

MOLTIPLICATORI ADATTATORI
ADAPTOR-MULTIPLIERS
86

Moltiplicatori adattatori a 2 e 3 uscite
2 and 3 ways adaptor-multipliers

ADATTATORI
ADAPTORS
89

Adattatori
Adaptors

PATENTED
Adattatori Trix-pro
Adaptors Trix-pro

Adattatori con cavo
Adaptors with cable

PATENTED
Plug Shell
Plug Shell

NUOVO DESIGN

MOLTIPLICATORI
MULTIPLIERS

La nuova gamma di moltiplicatori industriali ROSI offre un'ampia scelta di configurazioni. Fabbricati con materiali altamente resistenti agli impatti e agli agenti atmosferici, soddisfano le più alte aspettative dei professionisti.

The new range of industrial multipliers offers a wide choice of configurations. Manufactured with materials highly resistant to impacts and atmospheric agents, they meet the highest expectations of professionals.

2 USCITE
2 WAYS



3 USCITE
3 WAYS



CON CAVO
WITH CABLE



NUOVO DESIGN MOLTIPLICATORI E ADATTATORI
NEW DESIGN MULTIPLIERS AND ADAPTORS

LEVA per facilitare l'apertura della presa.
LEVER to ease the lid opening.



IL DESIGN garantisce robustezza e rafforza la struttura del corpo.
THE DESIGN ENSURES robustness and strengthens the body structure.

DUE FORI per fissare il moltiplicare.
TWO HOLES to enable the multiplier hanging.

RAPIDA E PRATICA CHIUSURA meccanica con inserto.
FAST AND FUNCTIONAL mechanical closing with insert.

MOLTIPLICATORI | 2 e 3 uscite
MULTIPLIERS | 2 and 3 ways

MOLTIPLICATORE 2 USCITE
2 WAYS MULTIPLIER
IP54

A	P	110V	230V	400V	500V	
16	3	1001601	**1001602***			4
	4	1001603	1001604	1001605*	1001606	4



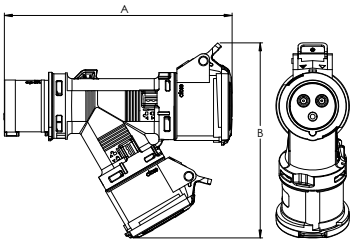

	16 Amp	
P	3	4
A	189	190
B	162	167

Serie | Series 12

MOLTIPLICATORE 2 USCITE
2 WAYS MULTIPLIER
IP67

A	P	110V	230V	400V	500V	
16	3	1001651	**1001652***			4
	4	1001653	1001654	**1001655**	1001656	4



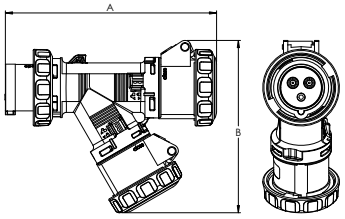

	16 Amp	
P	3	4
A	194	194
B	158	162

Serie | Series 12

MOLTIPLICATORE 3 USCITE
3 WAYS MULTIPLIER
IP54

A	P	110V	230V	400V	500V	
16	3	1001401	**1001402***			3
	4	1001403	1001404	1001405		3
	5	1001409	1001413	1001415		4
32	3	1001407	1001411			4
	4	1001408	1001412	1001416		4
	5	1001410	1001414	1001417		4



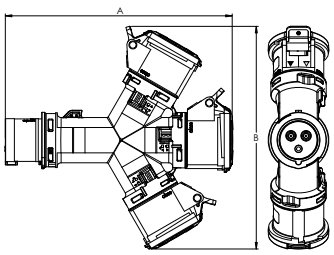

	16 Amp			32 Amp		
P	3	4	5	3	4	5
A	230	230	263	283	283	283
B	224	224	254	274	274	277

Serie | Series 13

h | **3P** (2P+⏚) | **4P** (3P+⏚) | **5P** (3P+N+⏚) | **110V~** 50-60Hz 4h (3P, 4P, 5P) | **230V~** 50-60Hz 6h (3P), 9h (4P, 5P) | **400V~** 50-60Hz 9h (3P), 6h (4P, 5P) | **500V~** 50-60Hz 7h (3P, 4P, 5P)

Per dettagli sul prodotto, i poli e la tensione vedere pag. 23. | For futher details on products, poles and voltage go to page 23.

MOLTIPLICATORE 3 USCITE
3 WAYS MULTIPLIER
IP67



Serie | Series 13

A	P	110V	230V	400V	500V	
16	3	1001451	**1001452***			3
	4	1001453	1001454	1001455		3
	5	1001459	1001463	1001465		4
32	3	1001457	1001461			4
	4	1001458	1001462	1001466	1001469	4
	5	1001460	1001464	1001467	1001470	4

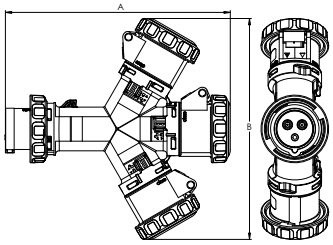

	16 Amp			32 Amp		
P	3	4	5	3	4	5
A	234	234	268	285	285	286
B	230	232	262	282	282	284

MOLTIPLICATORE 3 USCITE
3 WAYS MULTIPLIER
IP54

Cavo: 2m H07RN-F
Cable: 2m H07RN-F



Serie | Series 13

A	P	110V	230V	400V	500V	
16	3	1001501	**1001502***			3
	4	1001503	1001504	1001505		3
	5	1001509	1001513	1001515		3
32	3	1001507	1001511			2
	4	1001508	1001512	1001516		2
	5	1001510	1001514	1001517		2

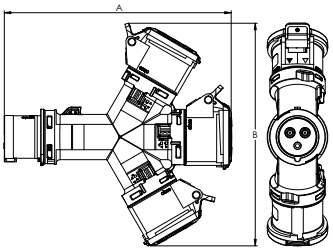

	16 Amp			32 Amp		
P	3	4	5	3	4	5
A	230	230	263	283	283	283
B	224	224	254	274	274	277

MOLTIPLICATORE 3 USCITE
3 WAYS MULTIPLIER
IP67

Cavo: 2m H07RN-F
Cable: 2m H07RN-F



Serie | Series 13

A	P	110V	230V	400V	500V	
16	3	1001551	**1001552***			3
	4	1001553	1001554	1001555	1001556	3
	5	1001559	1001563	1001565	1001568	3
32	3	1001557	1001561			2
	4	1001558	1001562	1001566	1001569	2
	5	1001560	1001564	1001567	1001570	2

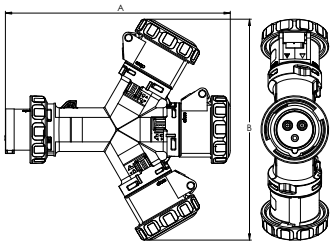

	16 Amp			32 Amp		
P	3	4	5	3	4	5
A	234	234	268	285	285	286
B	230	232	262	282	282	284

* Articolo gestito a stock. | This product is available on stock.

MOLTIPLICATORI-ADATTATORI | 2 e 3 uscite
MULTIPLIERS-ADAPTORS | 2 and 3 ways

MOLTIPLICATORE 2 USCITE
2 WAYS MULTIPLIER
IP20



A	REF.	SPINA PLUG 220V	PRESA SOCKETS 220V	PRESA SOCKETS 220V	
16	1001810	16A 3P	IND 3P 16A	BS 13A0	4
	1001802*	16A 3P	IND 3P 16A	Schuko biv. 16A	4
	1001803	16A 3P	IND 3P 16A	Schuko 16A	4
	1001804*	16A 3P	IND 3P 16A	ITA biv. 10/16A	4

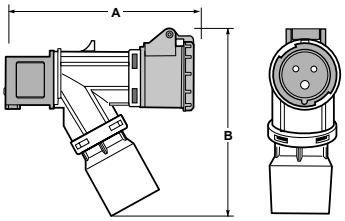

	16 Amp
P	3
A	160
B	168

Serie | Series 12

MOLTIPLICATORE 2 USCITE
2 WAYS MULTIPLIER
IP54



A	REF.	SPINA PLUG 400V	PRESA SOCKET 230V	PRESA SOCKET 400V	
16	**1001994***	16A 5P	IND 3P (1x)	IND 4P (1x)	4
	1001995	16A 5P	IND 3P (2x)		4
	1001996	16A 5P		IND 4P (2x)	4

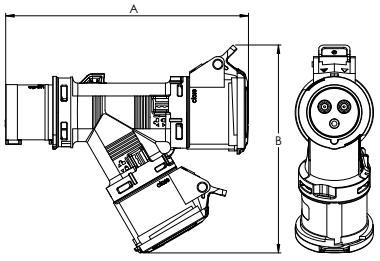

	16 Amp	
P	3	4
A	189	190
B	162	167

Serie | Series 12

MOLTIPLICATORE 2 USCITE
2 WAYS MULTIPLIER
IP67



A	REF.	SPINA PLUG 400V	PRESA SOCKET 230V	PRESA SOCKET 400V	
16	1002000	16A 5P	IND 3P (1x)	IND 4P (1x)	4
	1002001	16A 5P	IND 3P (2x)		4
	1002002	16A 5P		IND 4P (2x)	4

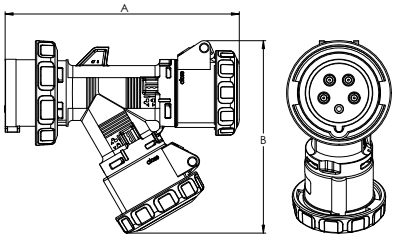

	16 Amp	
P	3	4
A	194	194
B	160	160

Serie | Series 12

h | **3P** (2P+⏚) | **4P** (3P+⏚) | **5P** (3P+N+⏚) | **110V~** 50-60Hz 4h (3P, 4P, 5P) | **230V~** 50-60Hz 6h (3P), 9h (4P, 5P) | **400V~** 50-60Hz 9h (3P), 6h (4P, 5P) | **500V~** 50-60Hz 7h (3P, 4P, 5P)

Per dettagli sul prodotto, i poli e la tensione vedere pag. 23. | For futher details on products, poles and voltage go to page 23.

MOLTIPLICATORE 3 USCITE
3 WAYS MULTIPLIER
IP20



CE

Serie | Series 13

A	REF.	SPINA PLUG 220V	PRESA SOCKETS 220V	PRESA SOCKETS 220V	
16	1001841	16A 3P	IND 3P 16A	BS 13A	3
	1001842	16A 3P	IND 3P 16A	Schuko biv. 16A	3
	1001843	16A 3P	IND 3P 16A	Schuko 16A	3
	1001844	16A 3P	IND 3P 16A	ITA biv. 10/16A (2x)	3

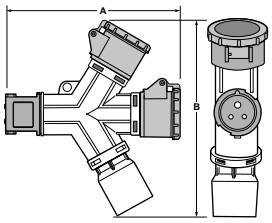

	16 Amp
P	3
A	226
B	237

MOLTIPLICATORE 3 USCITE
3 WAYS MULTIPLIER
IP54



CE

Serie | Series 13

A	REF.	SPINA PLUG 400V	PRESA SOCKET 230V	PRESA SOCKET 400V	
16	1001857	16A 5P	IND 3P (2x)	IND 4P (1x)	2
	1001858	16A 5P	IND 3P (3x)		2
	1001859	16A 5P		IND 4P (3x)	2
	1001860	16A 5P	IND 3P (1x)	IND 4P (2x)	2

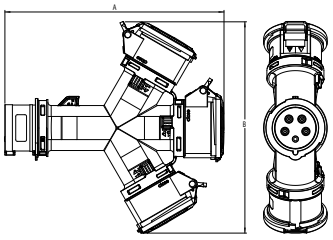

	16 Amp		
P	3	4	5
A	230	230	270
B	220	220	265

MOLTIPLICATORE 3 USCITE
3 WAYS MULTIPLIER
IP67



CE

Serie | Series 13

A	REF.	SPINA PLUG 400V	PRESA SOCKET 230V	PRESA SOCKET 400V	
16	1001849	16A 5P	IND 3P (2x)	IND 4P (1x)	2
	1001851	16A 5P	IND 3P (3x)		2
	1001853	16A 5P		IND 4P (3x)	2
	1001854	16A 5P	IND 3P (1x)	IND 4P (2x)	2

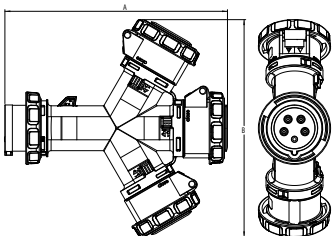

	16 Amp		
P	3	4	5
A	235	235	270
B	230	230	265

✱ Articolo gestito a stock. | This product is available on stock.

MOLTIPLICATORE CON CAVO 3 USCITE
3 WAYS MULTIPLIER WITH CABLE
IP67

Cavo flessibile: 5m 3G 2,5
Flexible cable: 5m 3G 2,5



A	REF.	SPINA PLUG 400V	PRESA SOCKET 230V	PRESA SOCKET 400V	
16	1001850	16A 5P	IND 3P (2x)	IND 4P (1x)	3
16	1001852	16A 5P	IND 3P (3x)		3
16	1001855	16A 5P		IND 4P (3x)	3
16	1001856	16A 5P	IND 3P (1x)	IND 4P (2x)	3

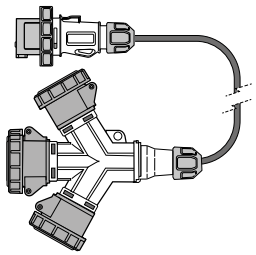

Serie | Series 13

MOLTIPLICATORE PORTATILE 4 USCITE
PORTABLE 4 WAYS MULTIPLIER
IP54

Cavo flessibile: 5m 3G 2,5
Flexible cable: 5m 3G 2,5



A	REF.	SPINA PLUG 220V	PRESA SOCKET 230V	
16	**M42***	IND 3P (1x)	IND 3P (4x)	1/10

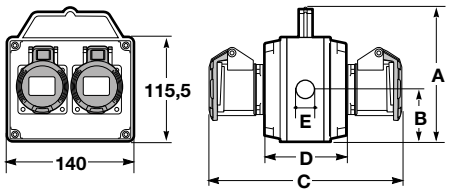



h | **3P** (2P+⏚) | **4P** (3P+⏚) | **5P** (3P+N+⏚) | **110V~** 50-60Hz 4h (3P, 4P, 5P) | **230V~** 50-60Hz 6h (3P), 9h (4P, 5P) | **400V~** 50-60Hz 9h (3P), 6h (4P, 5P) | **500V~** 50-60Hz 7h (3P, 4P, 5P)

Per dettagli sul prodotto, i poli e la tensione vedere pag. 23. | For futher details on products, poles and voltage go to page 23.

ADATTATORE
ADAPTOR
IP20



REF.	SPINA PLUG 230V	PRESA SOCKET 230V	
1862	IND 16A 3P	Schuko Biv. 10/16A	10/120

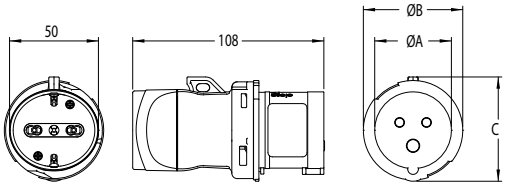

P	16 Amp
A	43.2
B	56
C	46.5



REF.	SPINA PLUG 400V	PRESA SOCKET 230V	
1872	IND 16A 5P	Schuko Biv. 10/16A	8/96

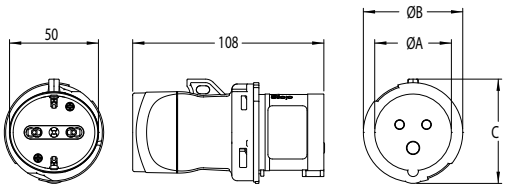

P	16 Amp
A	56
B	68
C	60.5



REF.	SPINA PLUG 230V	PRESA SOCKET 230V	
1878	IND 16A 3P	Schuko biv. 10/16A (1X) ITA Biv. 10/16A (2x)	10/120

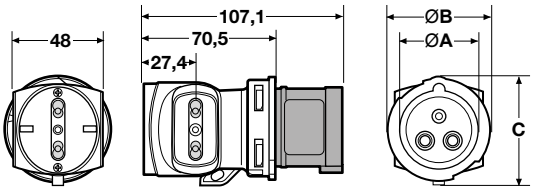

P	16 Amp
A	43,2
B	56
C	58,7

1x 2x

* Articolo gestito a stock. | This product is available on stock.

ADATTATORE
ADAPTOR
IP20



REF.	SPINA PLUG 230V	PRESA SOCKET 230V	
1864*	IND 16A 3P	Biv. 10/16A (2x)	10/120

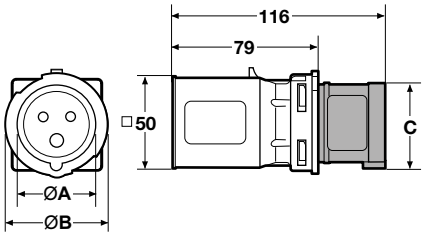

	16 Amp
P	3
A	43.2
B	56
C	46.5



REF.	SPINA PLUG 400V	PRESA SOCKET 230V	
1873	IND 16A 5P	Biv. 10/16A (2x)	8/96

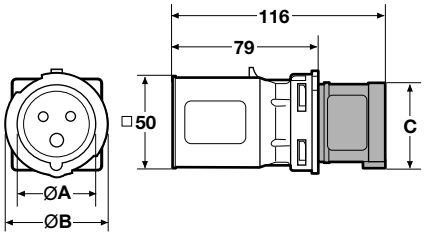

	16 Amp
P	3
A	56
B	68
C	60.5

CE

h | **3P** (2P+⏚) | **4P** (3P+⏚) | **5P** (3P+N+⏚) | **110V~** 50-60Hz 4h (3P, 4P, 5P) | **230V~** 50-60Hz 6h (3P), 9h (4P, 5P) | **400V~** 50-60Hz 9h (3P), 6h (4P, 5P) | **500V~** 50-60Hz 7h (3P, 4P, 5P)

Per dettagli sul prodotto, i poli e la tensione vedere pag. 23. | For futher details on products, poles and voltage go to page 23.

TRIX-PRO
ADATTATORE CON 3 PRESE SCHUKO BIVALENTI

ADAPTOR WITH 3 ITALIAN SCHUKO

PATENTED

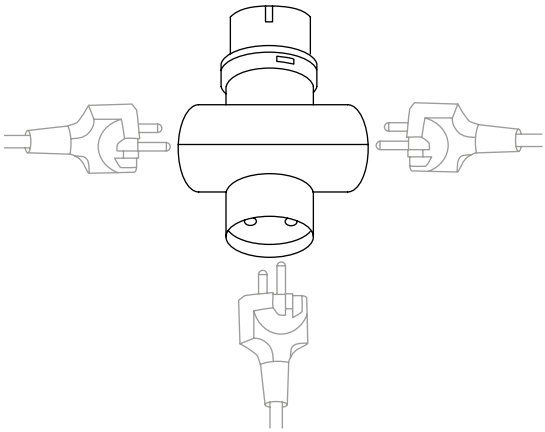

Trix-Pro, progettato e brevettato da Rosi, é unico sul mercato e la sua praticità è data da 3 prese Schuko bivalenti su un unico adattatore con spina industriale.

Designed and patented by Rosi, it is unique on the market and its functionality is given by 3 Italian Schuko sockets on a single adaptor with industrial plug.

ADATTATORE
ADAPTOR
IP20



REF.	SPINA PLUG 230V	PRESA SOCKETS 230V	
1879*	IND 16A 3P	Schuko Biv. 10/16A (3x)	10/120

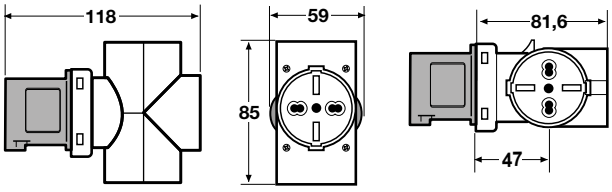



REF.	SPINA PLUG 400V	PRESA SOCKETS 230V	
1840	IND 16A 5P	Schuko Biv. 10/16A (3x)	8/96

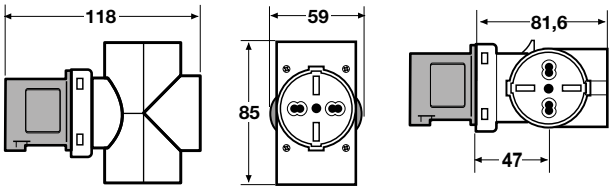

CE

3x

* Articolo gestito a stock. | This product is available on stock.

ADATTATORE
ADAPTOR
IP54



REF.	SPINA PLUG 230V	PRESA SOCKET 250V	
1874	IND 16A 3P	Schuko 16A IP54	10/120

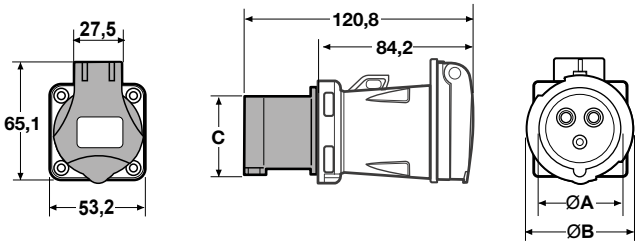

	16 Amp	
P	3	5
A	43,2	56
B	56	68
C	46,5	60,5



REF.	SPINA PLUG 400V	PRESA SOCKET 250V	
1875	IND 16A 5P	Schuko 16A IP54	8/96

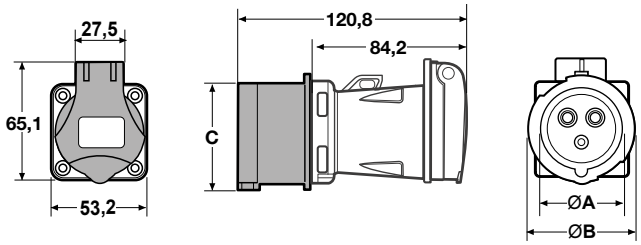

	16 Amp	
P	3	5
A	43,2	56
B	56	68
C	46,5	60,5

CE



h | **3P** (2P+⏚) | **4P** (3P+⏚) | **5P** (3P+N+⏚) | **110V~** 50-60Hz 4h (3P, 4P, 5P) | **230V~** 50-60Hz 6h (3P), 9h (4P, 5P) | **400V~** 50-60Hz 9h (3P), 6h (4P, 5P) | **500V~** 50-60Hz 7h (3P, 4P, 5P)

Per dettagli sul prodotto, i poli e la tensione vedere pag. 23. | For futher details on products, poles and voltage go to page 23.

ADATTATORE
ADAPTOR
IP20



REF.	SPINA PLUG 230V	PRESA SOCKET 230V	
1866	IND 16A 3P	Schuko 16A 3P	10/120

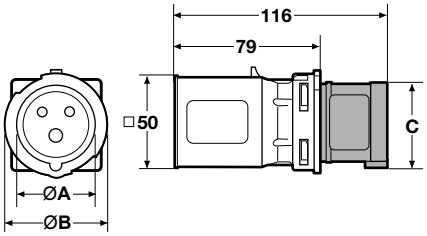

	16 Amp
P	3
A	43.2
B	56
C	46.5



REF.	SPINA PLUG 230V	PRESA SOCKET 230V	
1876	IND 16A 3P	Prese Francese 16A	10/120

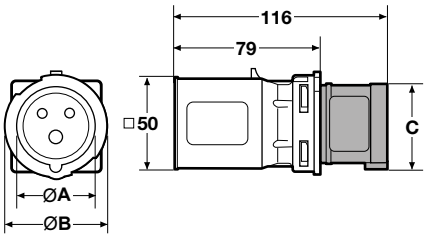

	16 Amp
P	3
A	56
B	68
C	60.5



REF.	SPINA PLUG 230V	PRESA SOCKET 230V	
1861	IND 16A 3P	BS 16A	10/120

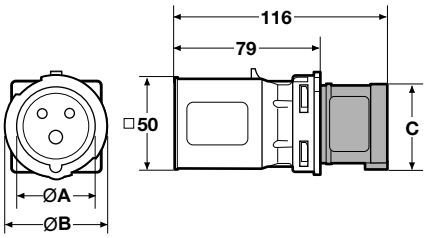

	16 Amp
P	3
A	43.2
B	56
C	46.5

CE

ADATTATORE
ADAPTOR
IP20



REF.	SPINA PLUG 230V	PRESA SOCKET 230V	
1869*	IT 16A 2P+T	IND 16A 3P	10/120

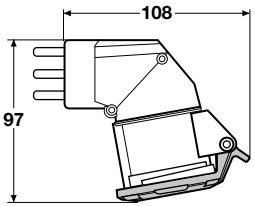



REF.	SPINA PLUG 230V	PRESA SOCKET 230V	
1868*	Schuko 16A 3P	IND 16A 3P	10/120

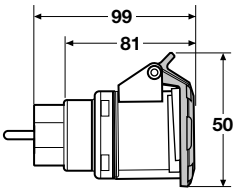

CE

ADATTATORI CON CAVO
ADAPTORS WITH CABLE
IP20

Cavo flessibile:
H07RN-F

Flexible cable:
H07RN-F



REF.	SPINA PLUG 250V	PRESA SOCKETS 250V	SEZIONE SECTION	M	
1EINP14001	SCHUKO 16A 3P	IND 16A 3P	3G1,5	0,3	25
1EINP14004	SCHUKO 16A 3P	IND 16A 3P	3G1,5	1,5	25
1EINP16001	SCHUKO 16A 3P	IND 16A 3P	3G2,5	0,5	25
1EINP16004	SCHUKO 16A 3P	IND 16A 3P	3G2,5	1,5	25
1EINP14000	SCHUKO 16A 3P	IND 16A 3P	3G1,5	10	25
1EINP15000	SCHUKO 16A 3P	IND 16A 3P	3G1,5	25	25
1EINP16000	SCHUKO 16A 3P	IND 16A 3P	3G2,5	10	25
1EINP17000	SCHUKO 16A 3P	IND 16A 3P	3G2,5	25	25



REF.	SPINA PLUG 250V	PRESA SOCKETS 250V	SEZIONE SECTION	M	
1EINP14002	IND 16A 3P	SCHUKO 16A 3P	3G1,5	0,3	25
1EINP14007	IND 16A 3P	SCHUKO 16A 3P	3G1,5	1,5	25
1EINP16002	IND 16A 3P	SCHUKO 16A 3P	3G2,5	0,5	25
1EINP16007	IND 16A 3P	SCHUKO 16A 3P	3G2,5	1,5	25



REF.	SPINA PLUG 250V	PRESA SOCKETS 250V	SEZIONE SECTION	M	
1EINP14003	IND 16A 3P	FR 16A 3P	3G1,5	0,5	25
1EINP14003	IND 16A 3P	FR 16A 3P	3G2,5	0,5	25



REF.	SPINA PLUG 250V	PRESA SOCKETS 250V	SEZIONE SECTION	M	
1EINP14005	BS 13A 3P	IND 16A 3P	3G1,5	0,5	25
1EINP16005	BS 13A 3P	IND 16A 3P	3G2,5	0,5	25



REF.	SPINA PLUG 250V	PRESA SOCKETS 250V	SEZIONE SECTION	M	
1EINP14006	IND 16A 3P	BS 13A 3P	3G1,5	0,5	25
1EINP16006	IND 16A 3P	BS 13A 3P	3G2,5	0,5	25

CE

Serie | Series EINP

✱ Articolo gestito a stock. | This product is available on stock.

PLUG SHELL
ADATTATORE INDUSTRIALE PER SPINE SCHUKO PRESSOFUSE

INDUSTRIAL ADAPTOR FOR MOLDED SCHUKO PLUGS
IP44

Plug Shell è l'adattatore che permette di cablare una spina Schuko pressofusa in modo fisso, all'interno di una spina industriale.

Ideato, brevettato e realizzato da Rosi, è diventato indispensabile nel cantiere, garantendo maggiore sicurezza e rispetto delle normative.

Plug Shell is the adapter that allows you to wire a molded, Schuko plug in a fixed way, inside an industrial plug.

Conceived, patented and built by Rosi, it has become essential on construction sites, guaranteeing greater safety and compliance with regulations.



VERSIONE CON TERRA LATERALE
WITH SIDE EARTH CONTACT

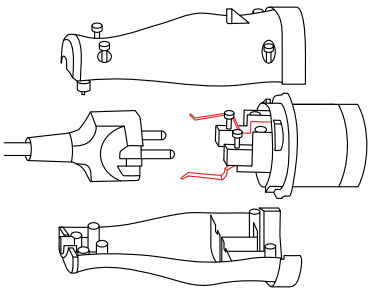

A	P	REF.		
16	3	**1821***	10/150	Sfuso / Etichettato Bulk/Labeled

CE

VERSIONE SENZA TERRA
WITHOUT EARTH CONTACT

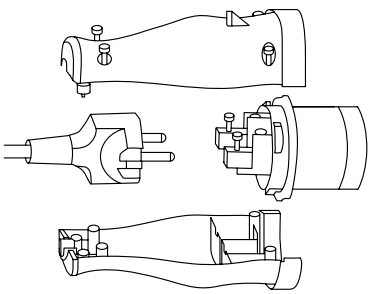

A	P	REF.		
16	2	**1820***	10/150	Sfuso / Etichettato Bulk/Labeled

CE

* Articolo gestito a stock | This product is available on stock

ADATTATORI | Plug Shell
ADAPTORS | Plug Shell

DUE VERSIONI:
con e senza terra
TWO VERSIONS:
with and without
earth contact

COMPLETO DI VITI
di fissaggio e fermacavo
COMPLETE WITH FIXING
SCREWS and strain relief



MONTAGGIO FACILE E VELOCE
EASY AND FAST MOUNTING

MOLTEPLICI APPLICAZIONI
MULTIPLE APPLICATIONS

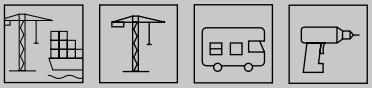

VANTAGGI
ADVANTAGES

1.

RISPETTO DELLA GARANZIA DELL'ELETTROUTENSILE

Non è piu necessario tagliare il cavo degli elettroutensili per cablare una spina industriale.

COMPLIANCE WITH THE WARRANTY OF THE POWER TOOL

It is not necessary to cut the power tool cable anymore in order to wire an industrial plug.

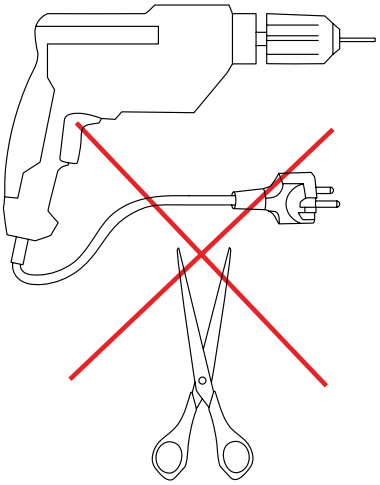

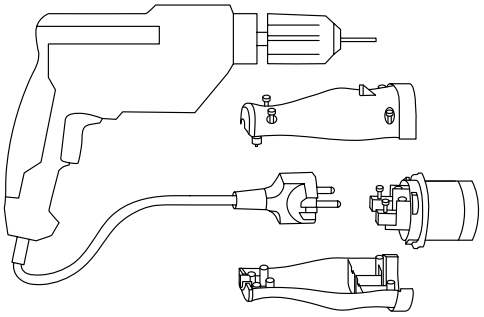

2.

MAGGIORE SICUREZZA E RISPETTO DELLE NORMATIVE DI CANTIERE

Si ottiene un grado di protezione **IP44**, ben superiore all'IP20 di alcuni adattatori, da utilizzare solo per usi temporanei, e peraltro sconsigliati sul cantiere dove il grado IP minimo richiesto dalla normativa è IP44.

MORE SAFETY AND COMPLIANCE WITH CONSTRUCTION SITES NORMS

An **IP44** degree of protection is obtained, much higher than the IP20 of some adaptors, to be used only for temporary uses and for this reason not recommended in construction sites, where the minimum IP degree required by the Norms is IP44.

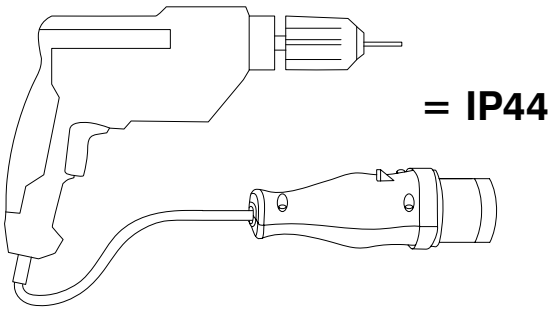



AREE DI ATTRACCO | DOCKING AREAS



CAMPING | CAMPING SITE



USO PROFESSIONALE E DOMESTICO
PROFESSIONAL AND DOMESTIC APPLICATIONS



ELETTROUTENSILI
POWER TOOLS



3
PRESE INTERBLOCCATE
INTERLOCKED SOCKETS

SERIE 14
SERIES 14
104

Prese interbloccate orizzontali con sezionatore
Horizontal interlocked sockets with switch

Accessori
Accessories

SERIE 19
SERIES 19
108

Prese interbloccate verticali con sezionatore
Vertical interlocked sockets with switch

Accessori
Accessories

SERIE 16
SERIES 16
112

Prese interbloccate con porta fusibili
Interlocked sockets with fuse holder

Prese Interbloccate con MT
Interlocked sockets with MCB

Prese interbloccate con barra DIN
Interlocked sockets with DIN rail

Accessori
Accessories

SERIE 17
SERIES 17
124

Prese interbloccate con ingresso inclinato
Interlocked sockets with sloping entry

Accessori
Accessories

SERIE 15
SERIES 15
128

Prese interbloccate con ingresso inclinato - 63A
Interlocked sockets with sloping entry - 63A

Accessori
Accessories

ACCESSORI PER PRESE INTERBLOCCATE
ACCESSORI PER PRESE INTERBLOCCATE
132

Guida riassuntiva
Guideline

PRESE INTERBLOCCATE
INTERLOCKED SOCKETS

La prese interbloccate garantiscono maggiore sicurezza contro il rischio di arco elettrico e di contatto diretto o indiretto.

Interlocked sockets guarantee grater safety against the risk of electrical arc and direct or indirect contact.

CON SEZIONATORE
WITH SWITCH

SERIE 14
SERIES 14



SERIE 19
SERIES 19



CON PROTEZIONE
WITH PROTECTION

SERIE 16
SERIES 16



Con portafusibili
With fuse holder





Con MCB
With MCB





Con barra DIN
With DIN rail



SERIE 17 E 15
SERIES 17 AND 15



Con portafusibili
With fuse holder





Con MCB
With MCB





Con barra DIN
With DIN rail



PRESE INTERBLOCCATE
INTERLOCKED SOCKETS

L'INTERRUTTORE É IN POSIZIONE 0
È possibile inserire e disinserire la spina solo quando la corrente è staccata.

THE SWITCH IS IN POSITION 0
It is possible to insert and remove the plug only when the power is switched off.



L'INTERRUTTORE É IN POSIZIONE 1: presa in tensione. È possibile dare tensione solo a spina inserita.

THE SWITCH IS IN POSITION 1:
the socket has current. It is possible to provide current only when the plug is inserted.





SERIE 14
SERIES 14

LUCCHETTABILE
in due posizioni OFF/ON.
PADLOCKABLE in two positions OFF/ON.

MANOPOLA BICOLORE
che consente di vedere se la presa è in tensione anche da lontano.
TWO-COLOR KNOB that allows you to see if the current is ON even from a distance.

SERIE 14 | Prese interbloccate orizzontali con sezionatore
SERIES 14 | Horizontal interlocked socket with switch

PRESE INTERBLOCCATE CON SEZIONATORE
SWITCHED INTERLOCKED SOCKETS
IP54
Con fondo.
For wall.

A	P	110V	230V	400V	500V	
16	3	14.3214G4	**14.3214B6**			1/20
	4	14.3314G4	14.3314B9	**14.3314R6**		1/20
	5	14.3414G4	14.3414B9	**14.3414R6**		1/20
32	3	14.3234G4	**14.3234B6**			1/20
	4	14.3334G4	14.3334B9	**14.3334R6**		1/20
	5	14.3434G4	14.3434B9	**14.3434R6**		1/20



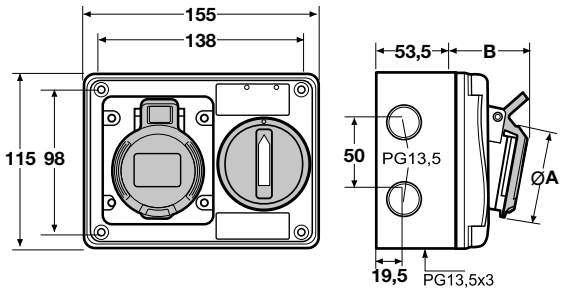

	16 Amp			32 Amp		
P	3	4	5	3	4	5
A	60	68	76	81	81	89
B	57	57	58	69	69	70

CE

PRESE INTERBLOCCATE CON SEZIONATORE
SWITCHED INTERLOCKED SOCKETS
IP67
Con fondo.
For wall.

A	P	110V	230V	400V	500V	
16	3	14.3216G4	**14.3216B6***			1/20
	4	14.3316G4	14.3316B9	**14.3316R6***		1/20
	5	14.3416G4	14.3416B9	**14.3416R6***		1/20
32	3	14.3232G4	**14.3232B6**			1/20
	4	14.3332G4	14.3332B9	**14.3332R6***		1/20
	5	14.3432G4	14.3432B9	**14.3432R6***		1/20



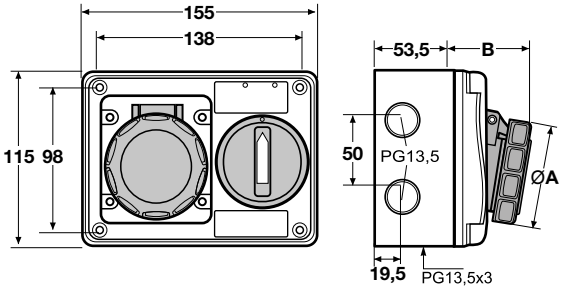

	16 Amp			32 Amp		
P	3	4	5	3	4	5
A	71	77	87	92	92	98
B	58	60	60	69	69	69

CE

h | **3P** (2P+⏚) | **4P** (3P+⏚) | **5P** (3P+N+⏚) | **110V~** 50-60Hz 4h (3P, 4P, 5P) | **230V~** 50-60Hz 6h (3P), 9h (4P, 5P) | **400V~** 50-60Hz 9h (3P), 6h (4P, 5P) | **500V~** 50-60Hz 7h (3P, 4P, 5P)
Per dettagli sul prodotto, i poli e la tensione vedere pag. 23. | For futher details on products, poles and voltage go to page 23.

PRESE INTERBLOCCATE CON SEZIONATORE
SWITCHED INTERLOCKED SOCKETS
IP54
Senza fondo.
Flush mounting.

A	P	110V	230V	400V	500V	
16	3	14.3214G4-I	**14.3214B6-I**			1/20
	4	14.3314G4-I	14.3314B9-I	**14.3314R6-I**		1/20
	5	14.3414G4-I	14.3414B9-I	**14.3414R6-I**		1/20
32	3	14.3234G4-I	**14.3234B6-I**			1/20
	4	14.3334G4-I	14.3334B9-I	**14.3334R6-I**		1/20
	5	14.3434G4-I	14.3434B9-I	**14.3434R6-I**		1/20



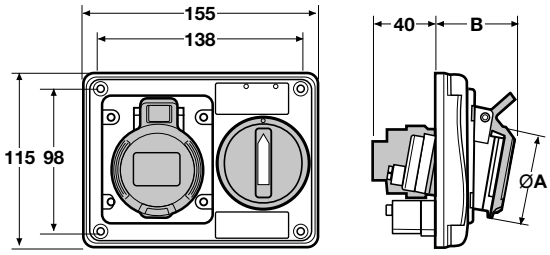

	16 Amp			32 Amp		
P	3	4	5	3	4	5
A	60	68	76	81	81	89
B	57	57	58	69	69	70

CE

PRESE INTERBLOCCATE CON SEZIONATORE
SWITCHED INTERLOCKED SOCKETS
IP67
Senza fondo.
Flush mounting.

A	P	110V	230V	400V	500V	
16	3	14.3216G4-I	**14.3216B6-I**			1/20
	4	14.3316G4-I	14.3316B9-I	**14.3316R6-I**		1/20
	5	14.3416G4-I	14.3416B9-I	**14.3416R6-I**		1/20
32	3	14.3232G4-I	**14.3232B6-I**			1/20
	4	14.3332G4-I	14.3332B9-I	**14.3332R6-I**		1/20
	5	14.3432G4-I	14.3432B9-I	**14.3432R6-I**		1/20



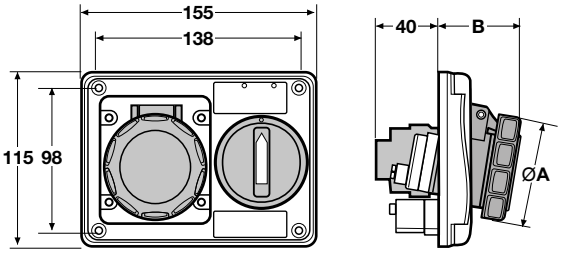

	16 Amp			32 Amp		
P	3	4	5	3	4	5
A	71	77	87	92	92	98
B	58	60	60	69	69	69

CE

* Articolo gestito a stock. | This product is available on stock.

ACCESSORI COMPATIBILI CON PRESE INTERBLOCCATE SERIE 14

ACCESSORIES SUITABLE FOR INTERLOCKED SOCKETS SERIES 14



FONDO DA INCASSO

FLUSH MOUNTING BOX

REF. 3000



CE

FONDO DA PARETE

WALL BOX

REF. 3001



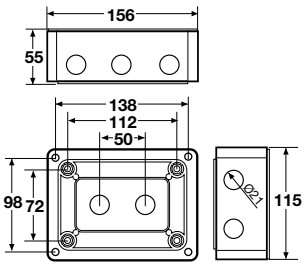

CE

QUADRO VUOTO

EMPTY BOX

REF. 18.3001



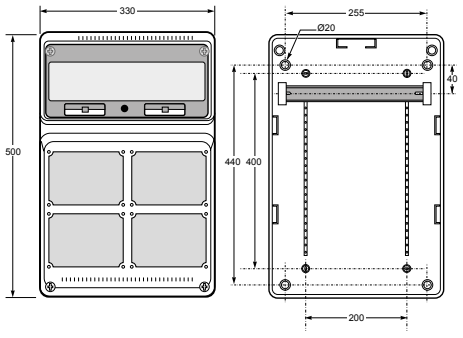

CE

QUADRO VUOTO
EMPTY BOX

REF. 18.3012



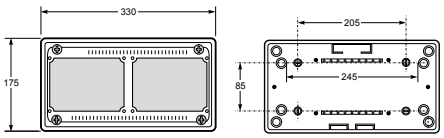

QUADRO VUOTO
EMPTY BOX

REF. 18.3013



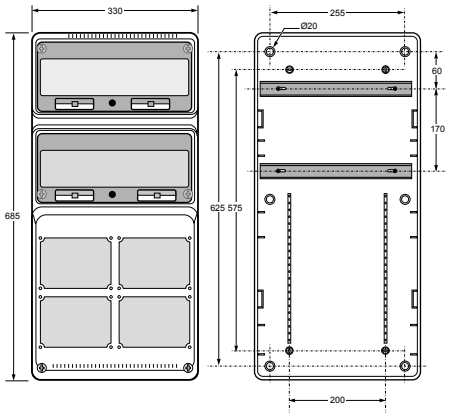

QUADRO VUOTO
EMPTY BOX

REF. RS23812



FLANGIA CIECA
PLAIN FLANGE

REF. 18.2011

Per quadri con interbloccate **Serie 14.**

For panel with interlocked sockets **Series 14.**



PRESE INTERBLOCCATE CON SEZIONATORE
SWITCHED INTERLOCKED SOCKETS
IP54
Con fondo.
For wall.

A	P	110V	230V	400V	500V	
16	3	19.3214G4	**19.3214B6**			1/20
	4	19.3314G4	19.3314B9	**19.3314R6**		1/20
	5	19.3414G4	19.3414B9	**19.3414R6**		1/20
32	3	19.3234G4	**19.3234B6**			1/20
	4	19.3334G4	19.3334B9	**19.3334R6**		1/20
	5	19.3434G4	19.3434B9	**19.3434R6**		1/20



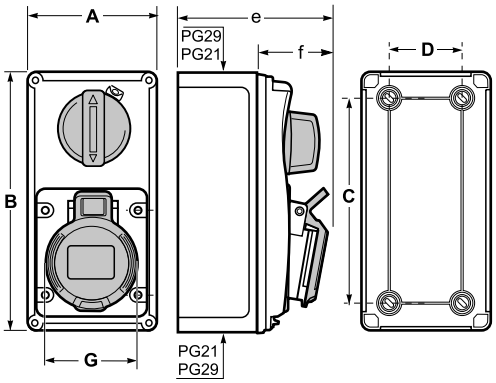

	16 Amp			32 Amp		
P	3	4	5	3	4	5
A	90	90	90	90	90	90
B	180	180	180	95	180	180
C	140	140	140	140	140	140
D	79	79	79	70	79	70
e	105	108	111	165	165	165
f	50	53	56	60	60	60
G	62	62	62	76	82	87

PRESE INTERBLOCCATE CON SEZIONATORE
SWITCHED INTERLOCKED SOCKETS
IP67
Con fondo.
For wall.

A	P	110V	230V	400V	500V	
16	3	19.3216G4	**19.3216B6**			1/20
	4	19.3316G4	19.3316B9	**19.3316R6**		1/20
	5	19.3416G4	19.3416B9	**19.3416R6**		1/20
32	3	19.3232G4	**19.3232B6**			1/20
	4	19.3332G4	19.3332B9	**19.3332R6**		1/20
	5	19.3432G4	19.3432B9	**19.3432R6**		1/20



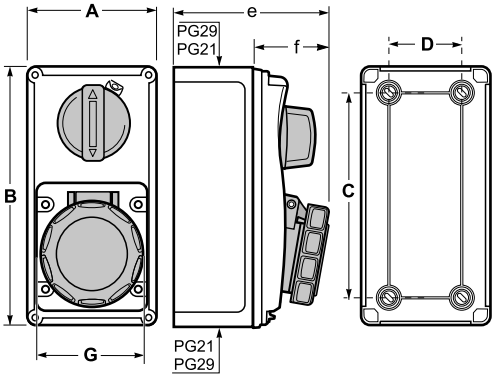

	16 Amp			32 Amp		
P	3	4	5	3	4	5
A	90	90	90	90	90	90
B	180	180	180	95	180	180
C	140	140	140	140	140	140
D	79	79	79	70	79	70
e	105	108	111	165	165	165
f	50	53	56	60	60	60
G	62	62	62	76	82	87

h | **3P** (2P+⏚) | **4P** (3P+⏚) | **5P** (3P+N+⏚) | **110V~** 50-60Hz 4h (3P, 4P, 5P) | **230V~** 50-60Hz 6h (3P), 9h (4P, 5P) | **400V~** 50-60Hz 9h (3P), 6h (4P, 5P) | **500V~** 50-60Hz 7h (3P, 4P, 5P)

Per dettagli sul prodotto, i poli e la tensione vedere pag. 23. | For futher details on products, poles and voltage go to page 23.

PRESE INTERBLOCCATE CON SEZIONATORE
SWITCHED INTERLOCKED SOCKETS
IP54
Senza fondo.
Flush mounting.

A	P	110V	230V	400V	500V	
16	3	19.3214G4-I	**19.3214B6-I**			1/20
	4	19.3314G4-I	19.3314B9-I	**19.3314R6-I**		1/20
	5	19.3414G4-I	19.3414B9-I	**19.3414R6-I**		1/20
32	3	19.3234G4-I	**19.3234B6-I**			1/20
	4	19.3334G4-I	19.3334B9-I	**19.3334R6-I**		1/20
	5	19.3434G4-I	19.3434B9-I	**19.3434R6-I**		1/20



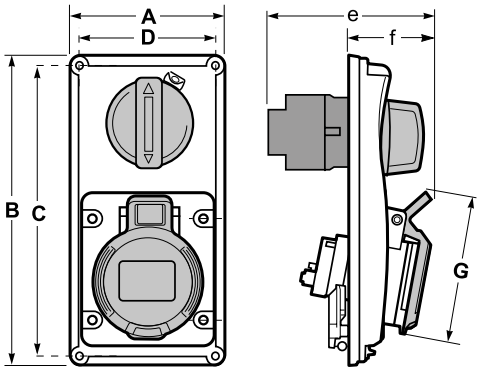

	16 Amp			32 Amp		
P	3	4	5	3	4	5
A	90	90	90	80	90	80
B	180	180	180	95	180	95
C	169	169	169	60	169	60
D	79	79	79	70	79	70
e	100	103	107	111	111	111
f	50	53	56	60	60	60
G	86	94	102	108	108	108

CE

PRESE INTERBLOCCATE CON SEZIONATORE
SWITCHED INTERLOCKED SOCKETS
IP67
Senza fondo.
Flush mounting.

A	P	110V	230V	400V	500V	
16	3	19.3216G4-I	**19.3216B6-I**			1/20
	4	19.3316G4-I	19.3316B9-I	**19.3316R6-I**		1/20
	5	19.3416G4-I	19.3416B9-I	**19.3416R6-I**		1/20
32	3	19.3232G4-I	**19.3232B6-I**			1/20
	4	19.3332G4-I	19.3332B9-I	**19.3332R6-I**		1/20
	5	19.3432G4-I	19.3432B9-I	**19.3432R6-I**		1/20



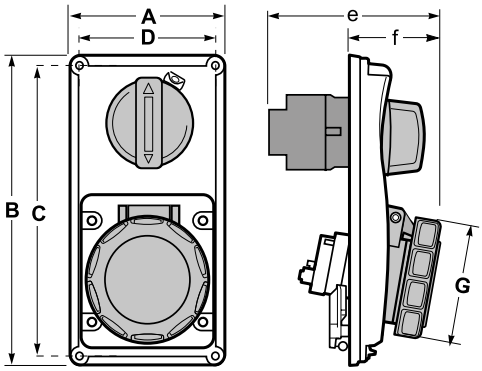

	16 Amp			32 Amp		
P	3	4	5	3	4	5
A	90	90	90	80	90	80
B	180	180	180	95	180	95
C	169	169	169	60	169	60
D	79	79	79	70	79	70
e	107	107	100	112	114	114
f	52	56	50	62	63	64
G	70	78	85	108	108	108

CE

* Articolo gestito a stock. | This product is available on stock.

ACCESSORI COMPATIBILI CON PRESE INTERBLOCCATE SERIE 19

ACCESSORIES SUITABLE FOR INTERLOCKED SOCKETS SERIES 19



FONDO DA PARETE

WALL BOX

REF. 19.3001



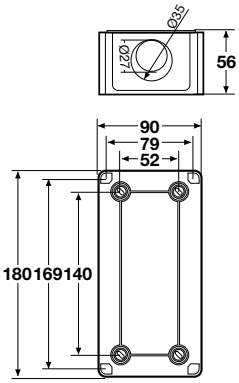

CE

QUADRO VUOTO

EMPTY BOX

REF. 18.3008



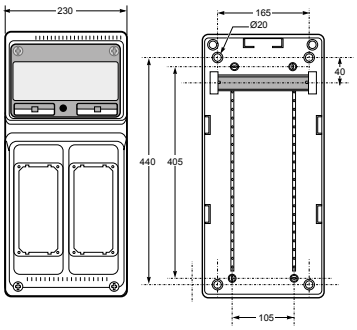

CE

QUADRO VUOTO
EMPTY BOX

REF. 18.3009



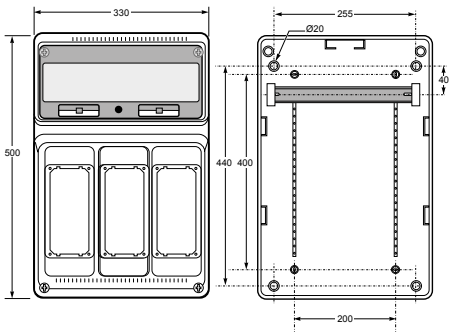

CE

QUADRO VUOTO
EMPTY BOX

REF. RS3969



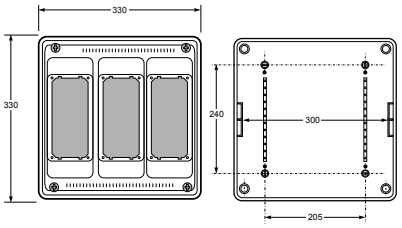

CE

DOPPIA FLANGIA CIECA
DOUBLE PLAIN FLANGE

REF. RS3918

Per quadri con interbloccate **Serie 19.**

For panel with interlocked sockets **Series 19.**



CE

DOPPIA FLANGIA UNIVERSALE
UNIVERSAL FLANGE FOR TWO SOCKETS

REF. RS3907

Adatto per: | Suitable for:

16A | 32A
IP54 | IP66/IP67



Per passare da un foro per prese interbloccate **Serie 19** a uno per prese a incasso standard.

To turn from one hole for interlocked sockets **Series 19**, to two holes for standard panel sockets.

CE

PRESE INTERBLOCCATE CON PORTA FUSIBILI
INTERLOCKED SOCKETS WITH FUSE HOLDER
IP54

Con fondo.
Portafusibili: 10,3x38

For wall.
Fuse holder: 10,3x38

A	P	110V	230V	400V	500V	
16	3	16.3214G4	**16.3214B6**			1/10
	4	16.3314G4	16.3314B9	**16.3314R6**		1/10
	5	16.3414G4	16.3414B9	**16.3414R6**		1/10
32	3	16.3234G4	**16.3234B6**			1/10
	4	16.3334G4	16.3334B9	**16.3334R6**		1/10
	5	16.3434G4	16.3434B9	**16.3434R6**		1/10



Fusibili non inclusi
Fuses are not included

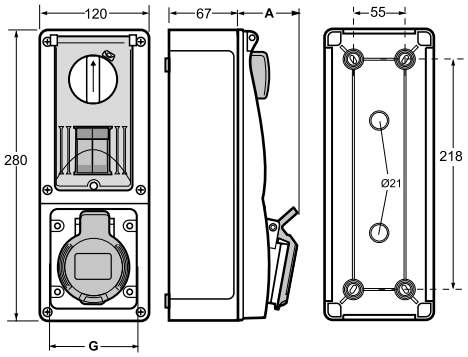

	16 Amp			32 Amp		
P	3	4	5	3	4	5
A	64	65.5	67	72.5	72.5	73.5
G	60	68	76	81	81	89

PRESE INTERBLOCCATE CON PORTA FUSIBILI
INTERLOCKED SOCKETS WITH FUSE HOLDER
IP67

Con fondo.
Portafusibili: 10,3x38

For wall.
Fuse holder: 10,3x38

A	P	110V	230V	400V	500V	
16	3	16.3216G4	**16.3216B6***			1/10
	4	16.3316G4	16.3316B9	**16.3316R6***		1/10
	5	16.3416G4	16.3416B9	**16.3416R6***		1/10
32	3	16.3232G4	**16.3232B6***			1/10
	4	16.3332G4	16.3332B9	**16.3332R6***		1/10
	5	16.3432G4	16.3432B9	**16.3432R6***		1/10



Fusibili non inclusi
Fuses are not included

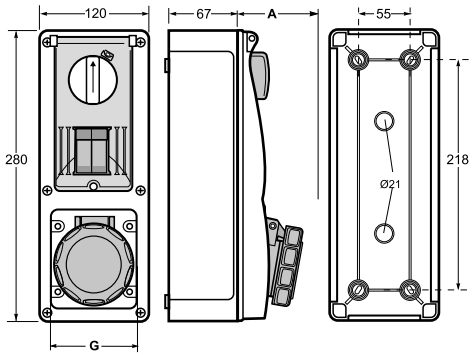

	16 Amp			32 Amp		
P	3	4	5	3	4	5
A	68	65.5	69	73.5	73.5	73.5
G	71	77	87	92	92	98

PRESE INTERBLOCCATE CON PORTA FUSIBILI
INTERLOCKED SOCKETS WITH FUSE HOLDER
IP54

Senza fondo.
Portafusibili: 10,3x38

Flush mounting.
Fuse holder: 10,3x38

A	P	110V	230V	400V	500V	
16	3	16.3214G4-I	**16.3214B6-I**			1/10
	4	16.3314G4-I	16.3314B9-I	**16.3314R6-I**		1/10
	5	16.3414G4-I	16.3414B9-I	**16.3414R6-I**		1/10
32	3	16.3234G4-I	**16.3234B6-I**			1/10
	4	16.3334G4-I	16.3334B9-I	**16.3334R6-I**		1/10
	5	16.3434G4-I	16.3434B9-I	**16.3434R6-I**		1/10



Fusibili non inclusi
Fuses are not included

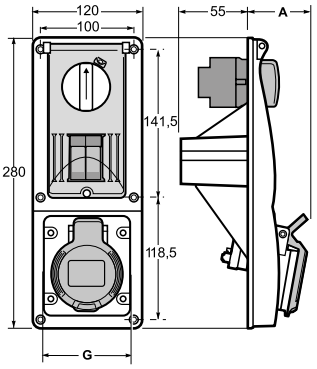

	16 Amp			32 Amp		
P	3	4	5	3	4	5
A	64	65.5	67	72.5	72.5	73.5
G	60	68	76	81	81	89

PRESE INTERBLOCCATE CON PORTA FUSIBILI
INTERLOCKED SOCKETS WITH FUSE HOLDER
IP67

Senza fondo.
Portafusibili: 10,3x38

Flush mounting.
Fuse holder: 10,3x38

A	P	110V	230V	400V	500V	
16	3	16.3216G4-I	**16.3216B6-I***			1/10
	4	16.3316G4-I	16.3316B9-I	**16.3316R6-I***		1/10
	5	16.3416G4-I	16.3416B9-I	**16.3416R6-I***		1/10
32	3	16.3232G4-I	**16.3232B6-I***			1/10
	4	16.3332G4-I	16.3332B9-I	**16.3332R6-I***		1/10
	5	16.3432G4-I	16.3432B9-I	**16.3432R6-I***		1/10



Fusibili non inclusi
Fuses are not included

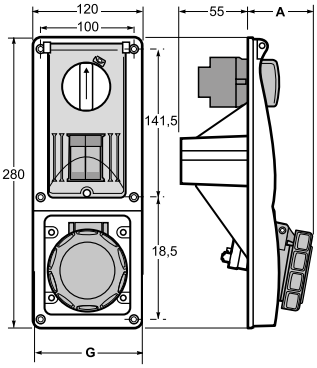

	16 Amp			32 Amp		
P	3	4	5	3	4	5
A	66	65.5	69	73.5	73.5	73.5
B	71	77	87	92	96	98

* Articolo gestito a stock. | This product is available on stock.

PRESE INTERBLOCCATE CON MAGNETOTERMICO
INTERLOCKED SOCKETS WITH MCB

L'INTERRUTTORE MAGNETOTERMICO inserito nella presa protegge singolarmente il carico e riduce gli spazi necessari sui centralini.

THE MCB INDIVIDUALLY protects the 32A, 63A socket and reduces the space required for protections on the enclosures.



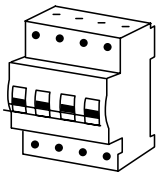

Magnetotermico:
Curva C, 6kA si aziona ed è riarmabile direttamente tramite la manopola esterna senza bisogno di aprire sportello o coperchi.

MCB:
Type C, 6kA is activated and can be reset using the external knob only. There is no need to open windows or covers.



STESSA DIMENSIONE
dell'involucro in 16A, 32A e 63A.

SAME DIMENSION
of the housing in 16A, 32A, 63A.

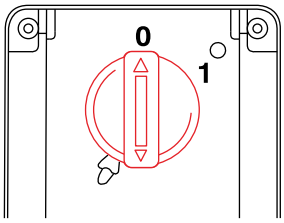

Assenza di tensione.

Absence of voltage.

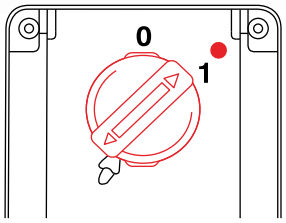

LED che indica la presenza di tensione e lo stato di intervento dell'interruttore.

LED light indicating the presence of voltage and the state of intervention of the switch.

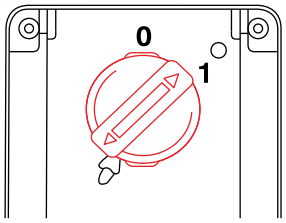

Se la manopola è in posizione 1 e il led è spento significa che l'interruttore è intervenuto e si è sganciato.

Per ripristinare il circuito riportare la manopola sullo 0 e quindi sull' 1.

If the knob is in position 1 and the LED is off, it means that the switch has been activated and it turned off.

To restore the circuit, return the knob to 0 and then to 1.







PRESE INTERBLOCCATE CON MAGNETOTERMICO
INTERLOCKED SOCKETS WITH MCB
IP54

Con fondo.
For wall.

A	P	110V	230V	400V	500V	
16	3	16.3214G4MT	**16.3214B6MT**			1/10
	4	16.3314G4MT	16.3314B9MT	**16.3314R6MT**		1/10
	5	16.3414G4MT	16.3414B9MT	**16.3414R6MT**		1/10
32	3	16.3234G4MT	**16.3234B6MT**			1/10
	4	16.3334G4MT	16.3334B9MT	**16.3334R6MT**		1/10
	5	16.3434G4MT	16.3434B9MT	**16.3434R6MT**		1/10



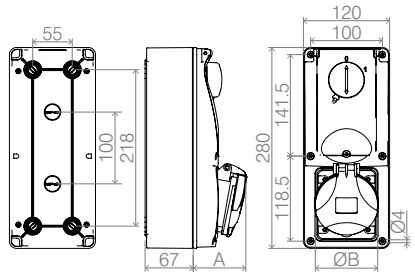

	16 Amp			32 Amp		
P	3	4	5	3	4	5
A	64	65.5	67	72.5	72.5	73.5
B	60	68	76	81	81	89

PRESE INTERBLOCCATE CON MAGNETOTERMICO
INTERLOCKED SOCKETS WITH MCB
IP67

Con fondo.
For wall.

A	P	110V	230V	400V	500V	
16	3	16.3216G4MT	**16.3216B6MT**			1/10
	4	16.3316G4MT	16.3316B9MT	**16.3316R6MT**		1/10
	5	16.3416G4MT	16.3416B9MT	**16.3416R6MT**		1/10
32	3	16.3232G4MT	**16.3232B6MT**			1/10
	4	16.3332G4MT	16.3332B9MT	**16.3332R6MT**		1/10
	5	16.3432G4MT	16.3432B9MT	**16.3432R6MT**		1/10
63	3	16.263G4MT	**16.263B6MT**		16.263N7MT	1/10
	4	16.363G4MT	16.363B9MT	**16.363R6MT**	16.363N7MT	1/10
	5			**16.463R6MT**	16.463N7MT	1/10



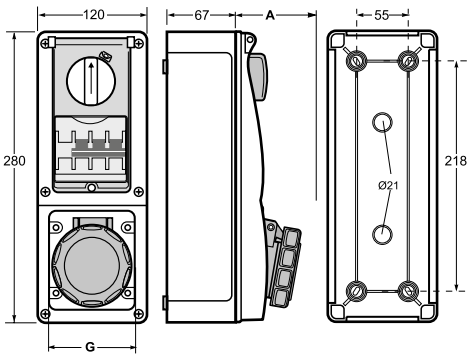

	16 Amp			32 Amp			63 Amp		
P	3	4	5	3	4	5	3	4	5
A	66	65.5	69	73.5	73.5	73.5	88	88	88
G	71	77	87	92	92	98	111	111	111

h | **3P** (2P+⏚) | **4P** (3P+⏚) | **5P** (3P+N+⏚) | **110V~** 50-60Hz 4h (3P, 4P, 5P) | **230V~** 50-60Hz 6h (3P), 9h (4P, 5P) | **400V~** 50-60Hz 9h (3P), 6h (4P, 5P) | **500V~** 50-60Hz 7h (3P, 4P, 5P)

Per dettagli sul prodotto, i poli e la tensione vedere pag. 23. | For futher details on products, poles and voltage go to page 23.

PRESE INTERBLOCCATE CON MAGNETOTERMICO
INTERLOCKED SOCKETS WITH MCB
IP54

Senza fondo.
Flush mounting.

A	P	110V	230V	400V	500V	
16	3	16.3214G4-IMT	**16.3214B6-IMT**			1/10
	4	16.3314G4-IMT	16.3314B9-IMT	**16.3314R6-IMT**		1/10
	5	16.3414G4-IMT	16.3414B9-IMT	**16.3414R6-IMT**		1/10
32	3	16.3234G4-IMT	**16.3234B6-IMT**			1/10
	4	16.3334G4-IMT	16.3334B9-IMT	**16.3334R6-IMT**		1/10
	5	16.3434G4-IMT	16.3434B9-IMT	**16.3434R6-IMT**		1/10

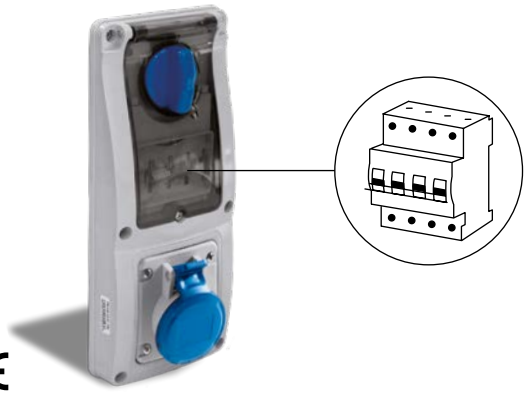

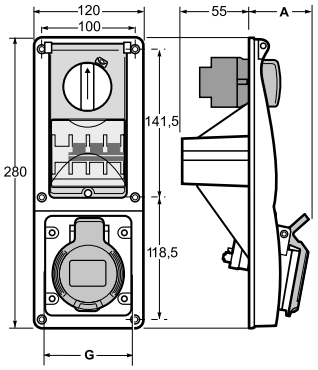

	16 Amp			32 Amp		
P	3	4	5	3	4	5
A	64	65.5	67	72.5	72.5	73.5
G	60	68	76	81	81	89

PRESE INTERBLOCCATE CON MAGNETOTERMICO
INTERLOCKED SOCKETS WITH MCB
IP67

Senza fondo.
Flush mounting.

A	P	110V	230V	400V	500V	
16	3	16.3216G4-IMT	**16.3216B6-IMT**			1/10
	4	16.3316G4-IMT	16.3316B9-IMT	**16.3316R6-IMT**		1/10
	5	16.3416G4-IMT	16.3416B9-IMT	**16.3416R6-IMT**		1/10
32	3	16.3232G4-IMT	**16.3232B6-IMT**			1/10
	4	16.3332G4-IMT	16.3332B9-IMT	**16.3332R6-IMT**		1/10
	5	16.3432G4-IMT	16.3432B9-IMT	**16.3432R6-IMT**		1/10
63	3	16.263G4-IMT	**16.263B6-IMT**		16.263N7-IMT	1/10
	4	16.363G4-IMT	16.363B9-IMT	**16.363R6-IMT**	16.363N7-IMT	1/10
	5			**16.463R6-IMT**	16.463N7-IMT	1/10

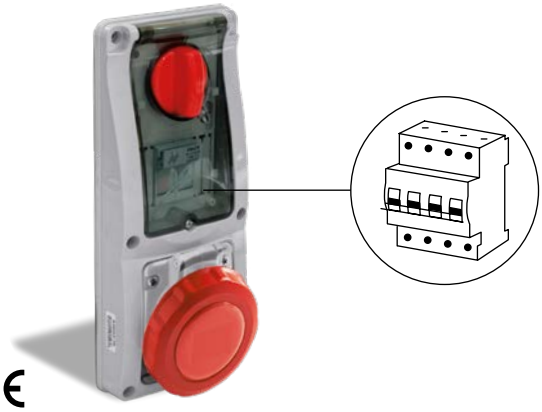

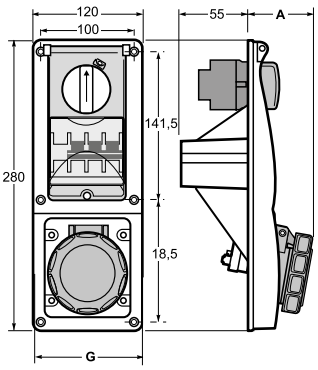

	16 Amp			32 Amp			63 Amp		
P	3	4	5	3	4	5	3	4	5
A	66	65.5	69	73.5	73.5	73.5	88	88	88
G	71	77	87	92	96	98	111	111	111

SERIE 16 | Prese interbloccate con barra DIN
SERIES 16 | Interlocked sockets with DIN rail

PRESE INTERBLOCCATE CON BARRA DIN
INTERLOCKED SOCKETS WITH DIN RAIL
IP54

Con fondo.
For wall.

A	P	110V	230V	400V	500V	
16	3	16.3214G4D	**16.3214B6D**			1/10
	4	16.3314G4D	16.3314B9D	**16.3314R6D**		1/10
	5	16.3414G4D	19.3414B9D	**16.3414R6D**		1/10
32	3	16.3234G4D	**16.3234B6D**			1/10
	4	16.3334G4D	16.3334B9D	**16.3334R6D**		1/10
	5	16.3434G4D	19.3434B9D	**16.3434R6D**		1/10



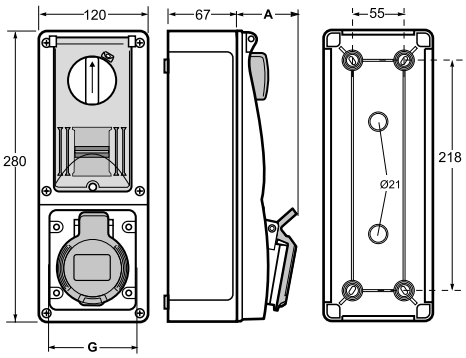

	16 Amp			32 Amp		
P	3	4	5	3	4	5
A	64	65.5	67	72.5	72.5	73.5
B	60	68	76	81	81	89

PRESE INTERBLOCCATE CON BARRA DIN
INTERLOCKED SOCKETS WITH DIN RAIL
IP67

Con fondo.
For wall.

A	P	110V	230V	400V	500V	
16	3	16.3216G4D	**16.3216B6D**			1/10
	4	16.3316G4D	16.3316B9D	**16.3316R6D**		1/10
	5	16.3416G4D	16.3416B9D	**16.3416R6D**		1/10
32	3	16.3232G4D	**16.3232B6D**			1/10
	4	16.3332G4D	16.3332B9D	**16.3332R6D**		1/10
	5	16.3432G4D	16.3432B9D	**16.3432R6D**		1/10



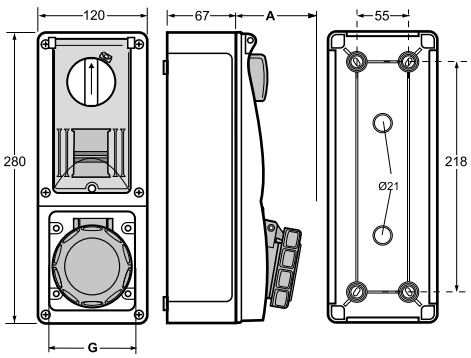

	16 Amp			32 Amp		
P	3	4	5	3	4	5
A	68	65.5	69	73.5	73.5	73.5
B	71	77	87	92	92	98

h | **3P** (2P+⏚) | **4P** (3P+⏚) | **5P** (3P+N+⏚) | **110V~** 50-60Hz 4h (3P, 4P, 5P) | **230V~** 50-60Hz 6h (3P), 9h (4P, 5P) | **400V~** 50-60Hz 9h (3P), 6h (4P, 5P) | **500V~** 50-60Hz 7h (3P, 4P, 5P)

Per dettagli sul prodotto, i poli e la tensione vedere pag. 23. | For futher details on products, poles and voltage go to page 23.

PRESE INTERBLOCCATE CON BARRA DIN
INTERLOCKED SOCKETS WITH DIN RAIL
IP54

Senza fondo.
Flush mounting.

A	P	110V	230V	400V	500V	
16	3	16.3214G4-ID	**16.3214B6-ID**			1/10
	4	16.3314G4-ID	16.3314B9-ID	**16.3314R6-ID**		1/10
	5	16.3414G4-ID	16.3414B9-ID	**16.3414R6-ID**		1/10
32	3	16.3234G4-ID	**16.3234B6-ID**			1/10
	4	16.3334G4-ID	16.3334B9-ID	**16.3334R6-ID**		1/10
	5	16.3434G4-ID	16.3434B9-ID	**16.3434R6-ID**		1/10



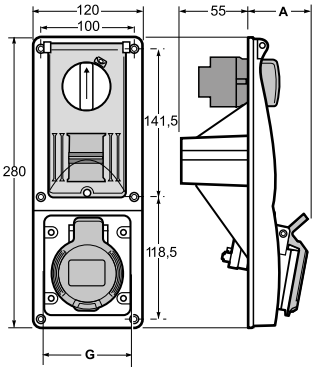

	16 Amp			32 Amp		
P	3	4	5	3	4	5
A	64	65.5	67	72.5	72.5	73.5
B	60	68	76	81	81	89

PRESE INTERBLOCCATE CON BARRA DIN
INTERLOCKED SOCKETS WITH DIN RAIL
IP67

Senza fondo.
Flush mounting.

A	P	110V	230V	400V	500V	
16	3	16.3216G4-ID	**16.3216B6-ID**			1/10
	4	16.3316G4-ID	16.3316B9-ID	**16.3316R6-ID**		1/10
	5	16.3416G4-ID	16.3416B9-ID	**16.3416R6-ID**		1/10
32	3	16.3232G4-ID	**16.3232B6-ID**			1/10
	4	16.3332G4-ID	16.3332B9-ID	**16.3332R6-ID**		1/10
	5	16.3432G4-ID	16.3432B9-ID	**16.3432R6-ID**		1/10



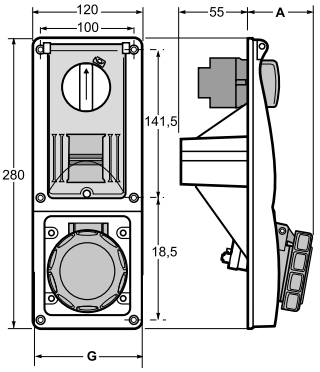

	16 Amp			32 Amp		
P	3	4	5	3	4	5
A	66	65.5	69	73.5	73.5	73.5
B	71	77	87	92	96	98

✱ Articolo gestito a stock. | This product is available on stock.

ACCESSORI COMPATIBILI CON PRESE INTERBLOCCATE SERIE 16

ACCESSORIES SUITABLE FOR INTERLOCKED SOCKETS SERIES 16



FONDO A INCASSO
FLUSH MOUNTING BOX

REF. 16.3000

Per 1 presa interbloccata.

For 1 interlocked socket.



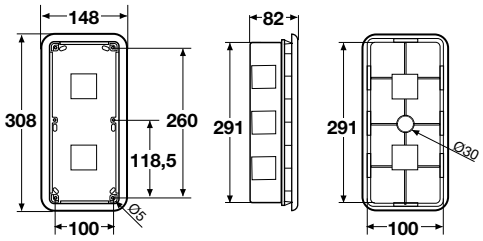

CE

FONDO DA PARETE
WALL BOX

REF. 16.3002

Per 1 presa interbloccata.

For 1 interlocked socket.



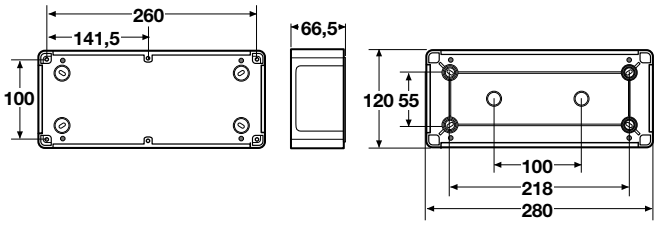

CE

FONDO DA PARETE
WALL BOX

REF. 16.3003

Per 2 prese interbloccate.
Con scatola di derivazione
e coperchio cieco.

For 2 interlocked sockets.
With junction box on top.



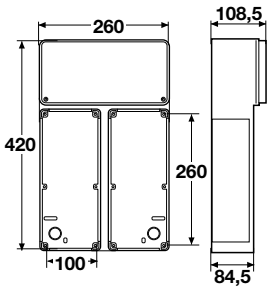

CE

FONDO DA PARETE
WALL BOX

REF. 16.3004

Per 1 presa interbloccata.
Con scatola di derivazione
e coperchio cieco.

For 1 interlocked sockets.
With junction box on top.



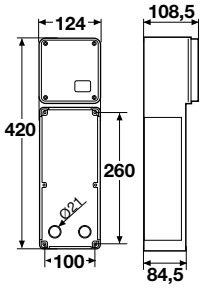

CE

FONDO DA PARETE
WALL BOX

REF. 16.3007

Per 1 presa interbloccata. Con scatola di derivazione e sportello a 4 moduli.

For 1 interlocked socket. With junction box and 4 modules window on top.



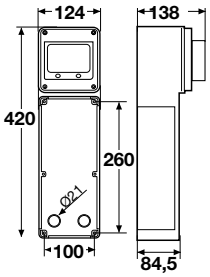

CE

FONDO DA PARETE
WALL BOX

REF. 16.3006

Per 2 prese interbloccate.Con scatola di derivazione e sportello a 8 moduli.

For 2 interlocked sockets. With junction box and 8 modules window on top.



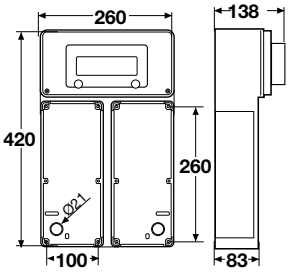

CE

COPERCHIO CON SPORTELLO
COVER WITH WINDOW



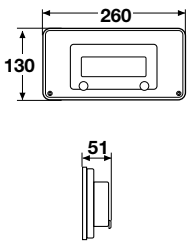

REF. 16.3008
8 Moduli



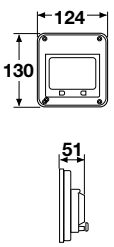

REF. 16.3009
8 Moduli

CE

QUADRO DI DISTRIBUZIONE VUOTO PREFORATO
EMPTY DISTRIBUTION BOX WITH HOLES
IP65

REF. 18.3015

Per 3 prese interbloccate.
19 moduli.

For 3 interlocked sockets.
19 modules.



400x525x135mm

CE

QUADRO DI DISTRIBUZIONE VUOTO PREFORATO
EMPTY DISTRIBUTION BOX WITH HOLES
IP65

REF. 18.3016

Per 2 prese interbloccate.
12 moduli.

For 2 interlocked sockets.
12 modules.



320x510x135mm

CE

FLANGIA DI ADATTAMENTO PER 2 PRESE INCASSO
FLANGE FOR 2 PANEL SOCKETS

REF. 16.3010

Adatto per prese a incasso inclinate.

Suitable for sloping panel mounting sockets.

16A | 32A

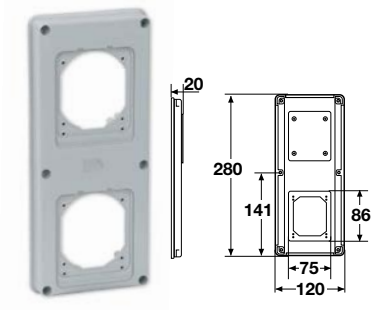

CE

FLANGIA DI ADATTAMENTO PER 2 PRESE INCASSO
FLANGE FOR 2 PANEL SOCKETS

REF. 16.3011

Adatto per prese a incasso inclinate.

Suitable for sloping panel mounting sockets.

16A | 32A

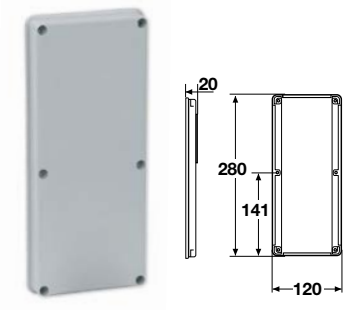

* Articolo gestito a stock. | This product is available on stock.

PRESE INTERBLOCCATE CON MAGNETOTERMICO
INTERLOCKED SOCKETS WITH MCB
IP67
Con fondo.
For wall.

A	P	110V	230V	400V	500V	
16	3	17.216G4MT	**17.216B6MT**			1/10
	4	17.316G4MT	17.316B9MT	**17.316R6MT**	17.316N7MT	1/10
	5		17.416B9MT	**17.416R6MT**	17.416N7MT	1/10
32	3	17.232G4MT	**17.232B6MT**			1/10
	4	17.332G4MT	17.332B9MT	**17.332R6MT**	17.332N7MT	1/10
	5			**17.432R6MT**	17.432N7MT	1/10



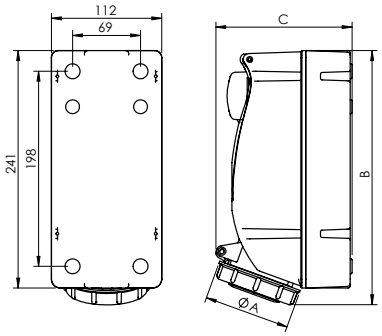

	16 Amp			32 Amp		
P	3	4	5	3	4	5
A	71	77	87	92	92	98
B	258	258	258	260	260	260
C	120	132	138	142	142	146

PRESE INTERBLOCCATE CON BARRA DIN
INTERLOCKED SOCKETS WITH DIN RAIL
IP67
Con fondo.
For wall.

A	P	110V	230V	400V	500V	
16	3	17.216G4D	**17.216B6D**			1/10
	4	17.316G4D	17.316B9D	**17.316R6D**	17.316N7D	1/10
	5		17.416B9D	**17.416R6D**	17.416N7D	1/10
32	3	17.232G4D	**17.232B6D**			1/10
	4	17.332G4D	17.332B9D	**17.332R6D**	17.332N7D	1/10
	5			**17.432R6D**	17.432N7D	1/10



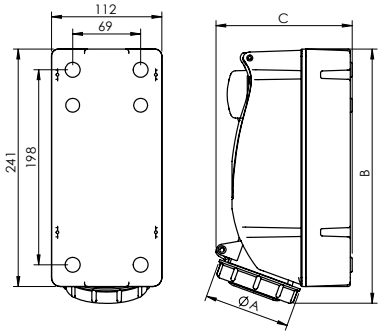

	16 Amp			32 Amp		
P	3	4	5	3	4	5
A	71	77	87	92	92	98
B	258	258	258	260	260	260
C	120	132	138	142	142	146

PRESE INTERBLOCCATE CON PORTA FUSIBILI
INTERLOCKED SOCKETS WITH FUSE HOLDER
IP67

Con fondo.

For wall.

A	P	110V	230V	400V	500V	
16	3	17.216G4	**17.216B6**			1/10
	4	17.316G4	17.316B9	**17.316R6**	17.316N7	1/10
	5		17.416B9	**17.416R6**	17.416N7	1/10
32	3	17.232G4	**17.232B6**			1/10
	4	17.332G4	17.332B9	**17.332R6**	17.332N7	1/10
	5			**17.432R6**	17.432N7	1/10



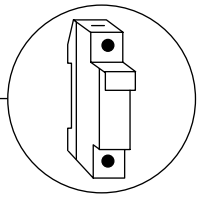

Fusibili non inclusi
Fuses are not included

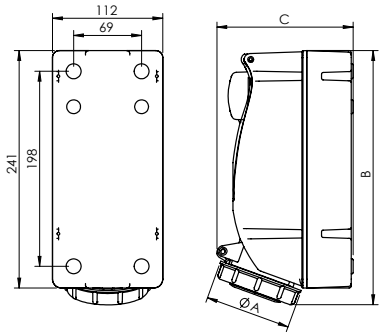

	16 Amp			32 Amp		
P	3	4	5	3	4	5
A	71	77	87	92	92	98
B	258	258	258	260	260	260
C	120	132	138	142	142	146

ACCESSORI COMPATIBILI CON PRESE INTERBLOCCATE SERIE 17

ACCESSORIES SUITABLE FOR INTERLOCKED SOCKETS SERIES 17



SCATOLA 1 POSTO

JUNCTION BOX FOR 1 SOCKET

REF. 1001



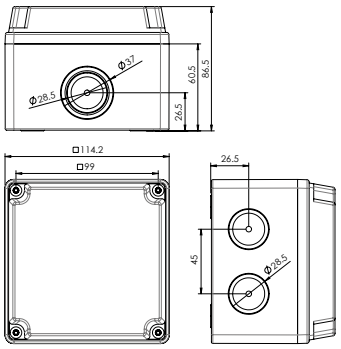

CE

SCATOLA 2 POSTI

JUNCTION BOX FOR 2 SOCKETS

REF. 1002



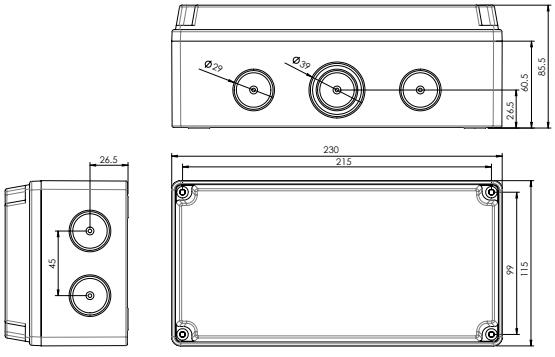

CE

BASE COMPONIBILE
MODULAR PLATE
FOR INTERLOCKED
SOCKETS

REF. 1004



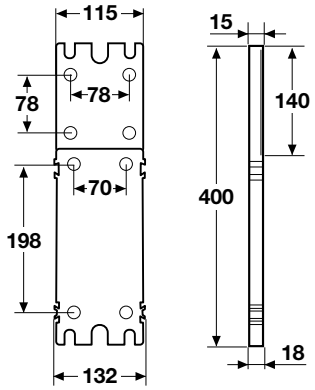

TAPPO SCATOLE
TAPPO SCATOLE

REF. 1008 PG21

REF. 1009 PG29



CE

SCATOLA CON PORTAMODULI (4x)
JUNCTION BOX
FOR 2 SOCKETS WITH
4 MODULES WINDOW

REF. 1010



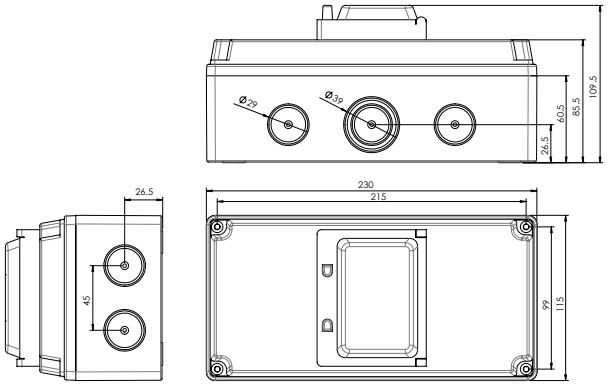

CE

PRESE INTERBLOCCATE CON MAGNETOTERMICO
INTERLOCKED SOCKETS WITH MCB
IP55

Con fondo.
For wall.

A	P	110V	230V	400V	500V	
63	3		263B6MT			1/5
	4	363G4MT	363B9MT	363R6MT	363N7MT	1/5
	5			463R6MT	463N7MT	1/5



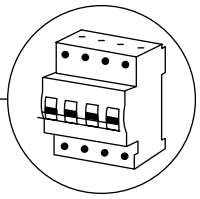

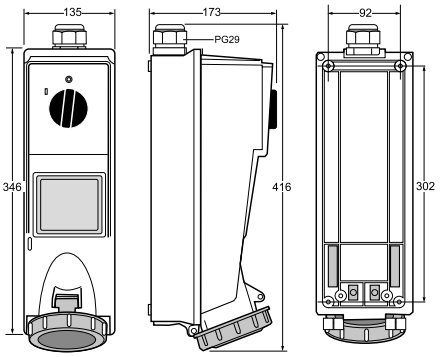

	63 Amp		
P	3	4	5
A	135	135	135
B	346	346	346
C	173	173	173

PRESE INTERBLOCCATE CON BARRA DIN
INTERLOCKED SOCKETS WITH DIN RAIL
IP55

Con fondo.
For wall.

A	P	110V	230V	400V	500V	
63	3		263B6D			1/5
	4	363G4D	363B9D	363R6D	363N7D	1/5
	5			463R6D	463N7D	1/5



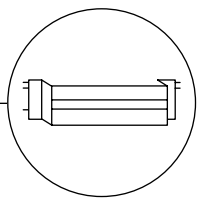

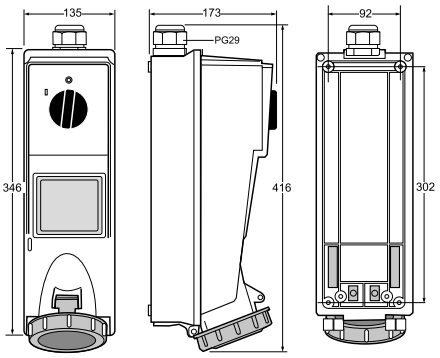

	63 Amp		
P	3	4	5
A	135	135	135
B	346	346	346
C	173	173	173

PRESE INTERBLOCCATE CON PORTA FUSIBILI
INTERLOCKED SOCKETS WITH FUSE HOLDER
IP55

Con fondo.
Portafusibili: tipo D02-E18
Adatto per fusibili 36x15
(non inclusi).

For wall.
Fuse holder: type D02-E18
Suitable for fuses 36x15
(not included).

A	P	110V	230V	400V	500V	
63	3		263B6			1/5
	4	363G4	363B9	363R6	363N7	1/5
	5			463R6	463N7	1/5



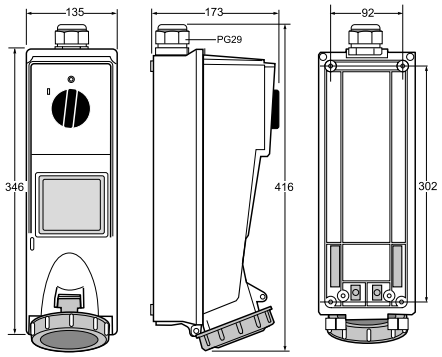

	63 Amp		
P	3	4	5
A	135	135	135
B	346	346	346
C	173	173	173

CE

ACCESSORI COMPATIBILI CON PRESE INTERBLOCCATE SERIE 15

ACCESSORIES SUITABLE FOR INTERLOCKED SOCKETS SERIES 15



SCATOLA 1 POSTO

JUNCTION BOX FOR 1 SOCKET

REF. 1003



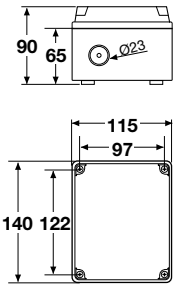

CE

BASE COMPONIBILE

MODULAR PLATE FOR INTERLOCKED SOCKETS

REF. 1005



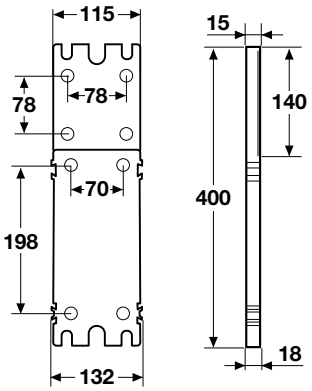

CE

RACCORDO SCATOLE
JOINT FOR BOXES



REF.	MM	DIMENSIONI | SIZE
1006	PG21	320x510x135mm
1007	PG29	320x510x135mm

CE

	SERIE 14 SERIES 14 **IP54/IP67**	**SERIE 19** SERIES 19 **IP54/IP67**
		
FONDO DA INCASSO FLUSH MOUNTING BOX	 REF. 3000	
FONDO DA PARETE WALL BOX	 REF. 3001	 REF. 19.3001
QUADRO PER 1 PRESA PANEL FOR 1 SOCKET		
QUADRO PER 2 PRESE PANEL FOR 2 SOCKETS	 REF. RS23812	 REF. 18.3008
QUADRO PER 3 PRESE PANEL FOR 3 SOCKETS		 REF. 18.3009
QUADRO PER 4 PRESE PANEL FOR 4 SOCKETS	  REF. 18.3001 REF. 18.3013	
BASE MODULARE PER 1 PRESA MODULAR PLATE FOR 1 SOCKET		
BASE MODULARE PER 2 PRESE MODULAR PLATE FOR 2 SOCKETS	 REF. 18.3012	
BASE MODULARE PER 3 PRESE MODULAR PLATE FOR 3 SOCKETS		 REF. RS3969
ACCESSORI VARI ACCESSORIES	 REF. 18.2011	  REF. RS3918 REF. RS3907

h | **3P** (2P+⏚) | **4P** (3P+⏚) | **5P** (3P+N+⏚) | **110V~** 50-60Hz 4h (3P, 4P, 5P) | **230V~** 50-60Hz 6h (3P), 9h (4P, 5P) | **400V~** 50-60Hz 9h (3P), 6h (4P, 5P) | **500V~** 50-60Hz 7h (3P, 4P, 5P)

Per dettagli sul prodotto, i poli e la tensione vedere pag. 23. | For futher details on products, poles and voltage go to page 23.

	SERIE 16 SERIES 16 **IP54/IP67**	**SERIE 17** SERIES 17	**SERIE 15** SERIES 15
FONDO DA INCASSO FLUSH MOUNTING BOX	 REF. 16.3000		
FONDO DA PARETE WALL BOX	 REF. 16.3002		
QUADRO PER 1 PRESA PANEL FOR 1 SOCKET	 REF. 16.3007		
QUADRO PER 2 PRESE PANEL FOR 2 SOCKETS	  REF. 16.3006 REF. 18.3016		
QUADRO PER 3 PRESE PANEL FOR 3 SOCKETS	 REF. 18.3015		
QUADRO PER 4 PRESE PANEL FOR 4 SOCKETS			
BASE MODULARE PER 1 PRESA MODULAR PLATE FOR 1 SOCKET	 REF. 16.3004	  REF. 1001 REF. 1004	  REF. 1003 REF. 1005
BASE MODULARE PER 2 PRESE MODULAR PLATE FOR 2 SOCKETS	 REF. 16.3003	  REF. 1002 REF. 1010	
BASE MODULARE PER 3 PRESE MODULAR PLATE FOR 3 SOCKETS			
ACCESSORI VARI ACCESSORIES	    REF. 16.3008 REF. 16.3009 REF. 16.3010 REF. 16.3011	 REF. 1008 REF. 1009	 REF. 1006 REF. 1007


ROSI

4
INTERRUTTORI
SWITCHES

INTERRUTTORI AVVIATORI SALVAMOTORI
SWITCH-STARTERS MOTOR PROTECTIONS
136

Serie CS
Series CS

Serie CO
Series CO

Serie CP
Series CP

Salvamotori per betoniere
Motor protections for concrete mixers

INTERRUTTORI SEZIONATORI
SAFETY SWITCHES
140

Serie 20
Series 20

Serie 21
Series 21

INTERRUTTORI AVVIATORI - SALVAMOTORI
SWITCH-STARTERS MOTOR PROTECTIONS **IP55**

Indicati per macchine del settore edile, industriale e di confezionamento, dove è richiesta la protezione termica, emergenza e arresto del motore per improvvisa mancanza di alimentazione di rete.

Suitable for machines in construction, industrial and packaging sectors, where thermal, emergency protection and motor shutdown are required due to sudden power failure.

Norme di sicurezza:

Relevant norms:

CEI EN 60947-4-1
CEI EN 60947-4-A1

RELÈ TERMICO per protezione contro sovraccarico con bobina di tensione di minima.

THERMAL RELAY for overload protection with minimum voltage coil.



CONTENITORE IN TERMOPOLIMERO ABS resistente agli urti e agli agenti atmosferici.

ABS THERMOPOLYMER HOUSING resistant to impacts and atmospheric agents.

PULSANTE DI EMERGENZA a fungo con blocco.

EMERGENCY BUTTON with block.

PER MOTORI MONO E TRIFASE

FOR MONO AND TRIPLASSE MOTORS

SERIE CS
SERIES CS

Cavo | Cable
H07RN-F 3G2,5



CORRENTE A A	230V	400V	POTENZA MOTORE POWER	
6,3÷10A	2100		1,4-2,5 KW	2-3,5 HP
10÷16A	**2101***		2,5-4,4 KW	3,5-6 HP
2,4÷4A		2102	1,1-1,8 KW	1,5-2,5 HP
4÷6,3A		2103	1,8-2,9 KW	2,5-4 HP
6,3÷10A		**2104***	2,9-4,4 KW	4-6 HP
10÷16A		2105	4,4-8 KW	6-11 HP
20÷25A	2106		5,5-5,7 KW	7,5-10,5 HP
20÷25A		2107	11-12,5 KW	15,5-17,5 HP
4÷6,3A	2109		11-1,5 KW	1,5-2 HP

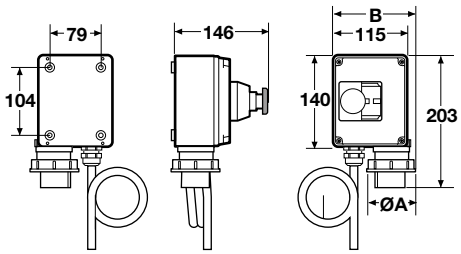

	16 Amp	
P	3	4
A	72,5	77
B	126	129

CE

SERIE CO
SERIES CO

Cavo | Cable
H07RN-F 3G2,5



CORRENTE A A	230V	400V	POTENZA MOTORE POWER	
6,3÷10A	2110		1,4-2,5 KW	2-3,5 HP
10÷16A	**2111***		2,5-4,4 KW	3,5-6 HP
2,4÷4A		2112	1,1-1,8 KW	1,5-2,5 HP
4÷6,3A		2113	1,8-2,9 KW	2,5-4 HP
6,3÷10A		**2114***	2,9-4,4 KW	4-6 HP
10÷16A		2115	4,4-8 KW	6-11 HP
20÷25A	2116		5,5-5,7 KW	7,5-10,5 HP
20÷25A		2117	11-12,5 KW	15,5-17,5 HP
4÷6,3A	2119		11-1,5 KW	1,5-2 HP

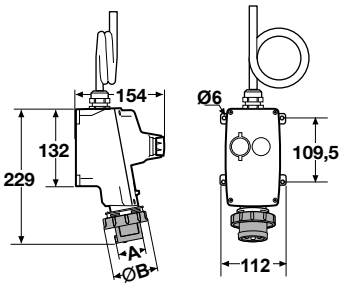

	16 Amp	
P	3	4
A	46,5	53,5
B	71	77

CE

* Articolo gestito a stock. | This product is available on stock.

SERIE CP
SERIES CP

Interruttore avviatore.

Switch-starter.

A	230V	PROTEZIONE TERMICA THERMAL PROTECTION
16	2120	✕
	2122	✕
	2123	✓

REF. 2120

Senza cavo | Without cable



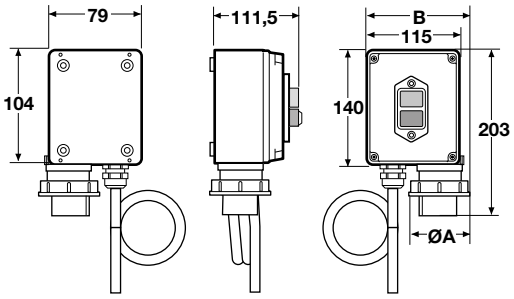

	16 Amp	
P	3	4
A	72,5	77
B	126	129

REF. 2122

Con cavo | With cable



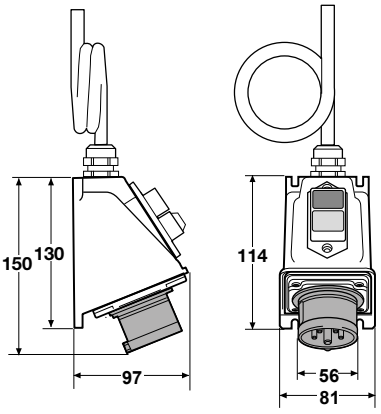

REF. 2123

Con cavo | With cable



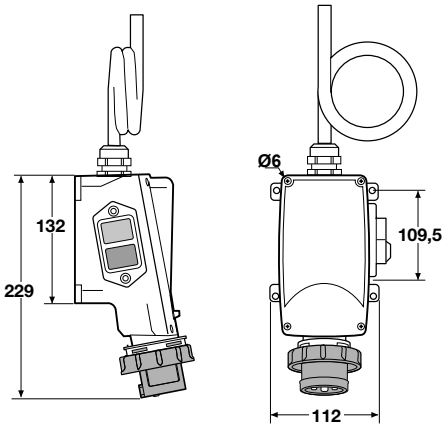

CE

SALVAMOTORI PER BETONIERE
MOTOR PROTECTION FOR CONCRETE MIXER

Salvamotori con condensatori.

Motor protection with condensors.

REF.	**DESCRIZIONE** | DESCRIPTION
2140*	Cassetta salvamotore con spina 3P 16A IP67. Fusibili di protezione e condensatore da 35 Microfarad. Adatto per betoniere/impastatrici 180/250 LT con motore a 1 HP. Completa di staffa di fissaggio incorporata per montantemm 80. Motor protection with plug 3P 16A IP67. Protection fuses and 35MFD capacitor. For 180/250LT concrete mixers with 1HP engine. Complete with yoke for busbar connectionsmm 80.
2141*	Cassetta salvamotore con spina 3P 16A IP67. Fusibili di protezione e condensatore da 50 Microfarad. Adatto per betoniere/impastatrici 320/360 LT con motore a 2 HP. Completa di staffa di fissaggio incorporata per montantemm 100. Motor protection with plug 3P 16A IP67. Protection fuses and 50MFD capacitor. For 320/360LT concrete mixers with 2HP engine. Complete with yoke for busbar connectionsmm 100.



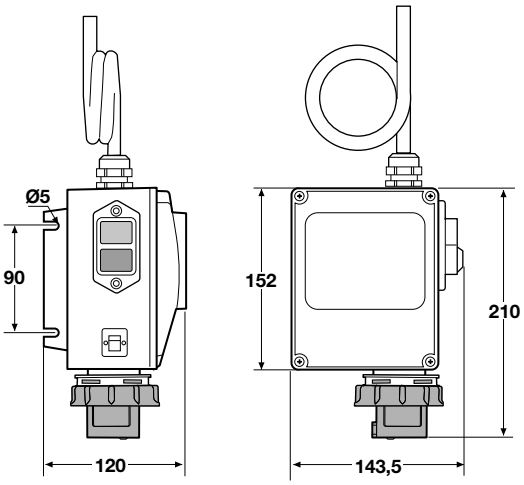

CE



* Articolo gestito a stock. | This product is available on stock.

INTERRUTTORE SEZIONATORE
SAFETY SWITCH
IP67

- Dispositivo di sezionamento con comando manuale.
- Per applicazioni industriale e domestiche.
- Disconnecting device with manual control.
- For industrial and domestic applications.

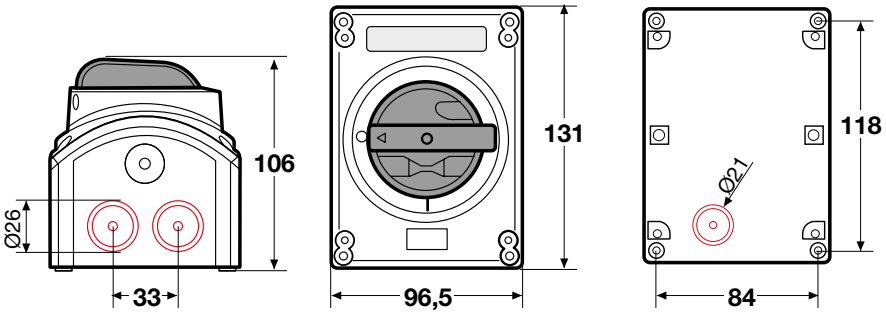

INGRESSO CAVO | CABLE ENTRY

4x	M20/25
2x	M20
1x (Back)	M20

TOTALE SICUREZZA PER:
TOTAL SAFETY FOR:

Manovra di emergenza.
Emergency operations.

Comando funzionale.
Funtional control.

Sezionamento per manutenzione elettrica.
Disconnection for electrical maintenance.

Sezionamento per manutenzione NON elettrica.
Disconnection for NON-electrical maintenance.

CONTATTO AUSILIARIO
AUXILIARY CONTACT

Possibilità di montaggio:
Mounting options:

1 NO + 1 NC
2 NO
2 NC

INTERRUTTORE SEZIONATORE
SAFETY SWITCH

COPERCHIO totalmente resistente allo schiacciamento.
TOTALLY CRUSH RESISTANT COVER

SEZIONATORE INTERNO
INTERNAL SWITCH



POSIZIONE OFF lucchettabile in 3 punti.
OFF POSITION
Padlockable in 3 points.

FRONT OPERATED HANDLE
FRONT OPERATED HANDLE

FISSAGGIO A PARETE con interruttore chiuso.
WALL FIXING also when the cover is closed.



SEDE PER CONTATTI di terra e neutro passante.
Seats for earth and solid NEUTRAL CONTACTS.

INTERRUTTORE SEZIONATORE | Serie 20 - Serie 21
SAFETY SWITCH | Series 20 - Series 21



GAMMA DI UTILIZZO RANGE OF USE	CORRENTE NOMINALE | NOMINAL CURRENT OF USE A									
	16		20		25		32		40	
AC23A	10A	690V	16A	690V	20A	690V	25A	690V	25A	690V
	16A	500V	20A	500V	25A	500V	32A	500V	32A	500V
AC22A	16A	690V	20A	690V	25A	690V	32A	690V	32A	690V
AC21A	16A	690V	20A	690V	25A	690V	32A	690V	40A	690V

96,5x131x105,53mm	Dimensioni esterne (BxHxP)	External dimension
0,150Kg	Peso	Weight
IK08	Resistenza all'impatto 20°C	Impact resistance
- 5°C + 40°C	Temperatura di posa	Laying temperature
60°C	Temperatura di utilizzo max	Operating temperature
650°C	Resistenza "Glow wire" test	Resistance to "Glow wire" test
2P - 3P - 4P	Polarità	Poles
CEI EN 60947-3	Norme di riferimento	Reference Standards
690V	Tensione nominale isolamento Ui	Rated insulation voltage
6KV	Tensione nominale tenuta impulsi Uimp	Rated voltage pulses
40A	Corrente nominale termica in cassetta Ith	Rated thermal current inside the box Ith
10KA	Corrente condizionale di Corto Circuito	Rated Conditional shot-circuit
50/60Hz	Frequenza	Frequency
1,5 - 10 Min / Max	Collegamento conduttori flessibili / rigidimm^2	Connecting flexible / solid conductorsmm^2

SERIE 20
SERIES 20
IP67



CE

P	A	REF.	A	REF.	A	REF.	A	REF.	A	REF.	NEUTRO PASSANTE SOLID NEUTRAL
2+E	16	20.162	20	20.202	25	20.252	32	20.322	40	20.402	-
2+NP+E		20.162NP		20.202NP		20.252NP		20.322NP		20.402NP	✓
3+E		20.163		20.203		20.253		20.323		20.403	-
3+NP+E		20.163NP		20.203NP		20.253NP		20.323NP		20.403NP	✓
4+E		20.164		20.204		20.254		20.324		20.404	-
4+NP+E		20.164NP		20.204NP		20.254NP		20.324NP		20.404NP	✓

SERIE 21
SERIES 21
IP67

Con bloccaporta

With blocking system





Meccanismo che impedisce l'apertura del coperchio frontale qualora la manopola si trovi su ON.

This mechanism prevents from cover opening when the current is ON.

CE

P	A	REF.	A	REF.	A	REF.	A	REF.	A	REF.	NEUTRO PASSANTE SOLID NEUTRAL
2+E	16	21.162	20	21.202	25	21.252	32	21.322	40	21.402	-
2+NP+E		21.162NP		21.202NP		21.252NP		21.322NP		21.402NP	✓
3+E		21.163		21.203		21.253		21.323		21.403	-
3+NP+E		21.163NP		21.203NP		21.253NP		21.323NP		21.403NP	✓
4+E		21.164		21.204		21.254		21.324		21.404	-
4+NP+E		21.164NP		21.204NP		21.254NP		21.324NP		21.404NP	✓



5
AVVOLGICAVO E PROLUNGHE INDUSTRIALI
INDUSTRIAL CABLE REELS AND EXTENSION CABLES

AVVOLGICAVO INDUSTRIALI
INDUSTRIAL CABLE REELS
146

Serie 4000
Series 4000

Serie PRNP
PRNP Series

Serie Metallo
Metal series

PROLUNGHE INDUSTRIALI
INDUSTRIAL EXTENSION CABLES
153

Serie PR
PR Series

SERIE 4000
AVVOLGICAVO INDUSTRIALI
INDUSTRIAL CABLE REELS

Grazie a struttura e materiali robusti e di qualità, la gamma di avvolgicavi industriali Rosi offre soluzioni ideali per l'industria, il cantiere e per tutti i luoghi dove è richiesto un grado di protezione fino a IP67.

Thanks to robust and quality structure and materials, Rossi's range of industrial cable reels offers ideal solutions for industry, construction sites, and for all places where a degree of protection up to IP67 is required.

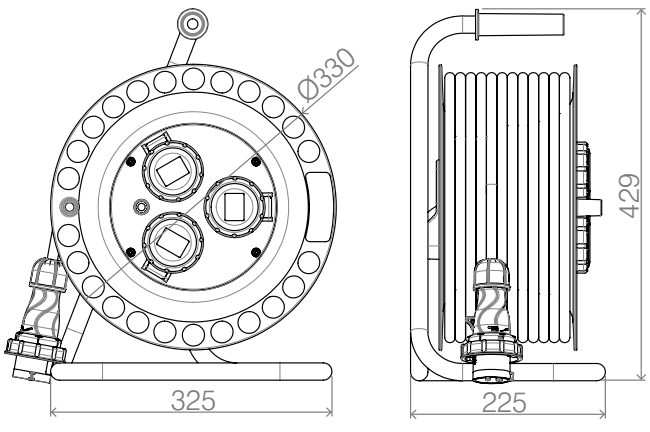

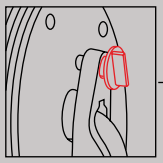

FRENO REGOLABILE per svolgimento cavo.
ADJUSTABLE BRAKE for cable reeling.

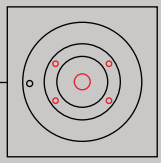

TAMBURO STAGNO con guarnizione interna anche per le viti di chiusura.
WATERTIGHT DRUM with internal gasket also to the external screws.

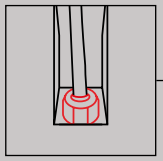

USCITA DEL CAVO OBLIQUA per accompagnare il cavo all'avvolgimento.
OBLIQUE CABLE EXIT to lead the cable reeling.

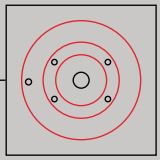

ROBUSTEZZA ESTREMA grazie alla struttura monoscocca.
ESTREME ROBUSTNESS thanks to the single-piece structure.



Tecnopolimero ad alta RESISTENZA MECCANICA.
HIGHLY RESISTANT MATERIAL: polypropylene and elastomer.

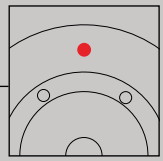

DISGIUNTORE TERMICO riposizionabile manualmente per la protezione contro il sovraccarico di corrente.
Manually repositionable CUT-OUT FOR PROTECTION against current overload.



ZN

SUPPORTO METALLICO in acciaio zincato.
METAL FRAME in galvanised steel.

AVVOLGICAVO
CABLE REELS
IP44





230V	400V	SEZIONE SECTION	TIPO CAVO CABLE TYPE	M	POTENZA MAX. | MAX POWER		PRESA SOCKETS	PROTEZIONE PROTECTION
4001*		3G2,5	H07RN-F	30	1800W	3500W	IND 16A 3P (3x)	Disgiuntore Termico Thermal cut-out
	4006	4G2,5	H07RN-F	30	4500W	11000W	IND 16A 4P (3x)	Disgiuntore Termico Thermal cut-out
4021*		3G2,5	H07RN-F	30	2000W	3500W	IND 16A 3P (2x) Schuko biv. (1x)	Disgiuntore Termico Thermal cut-out
4022		3G2,5	H07RN-F	30	1800W	3500W	IND 16A 3P (1x) Schuko biv. (2x)	Disgiuntore Termico Thermal cut-out
4051		3G2,5	H07RN-F	25	2200W	3500W	IND 16A 3P (2x) Schuko biv. (1x)	Disgiuntore Termico Thermal cut-out
4013		3G2,5	H07RN-F	30	1800W	3500W	IND 16A 3P (2x)	MCB 16A 2P
4015		3G2,5	H07RN-F	30	1800W	3500W	IND 16A 3P (2x)	RCD 16A 2P

AVVOLGICAVO
CABLE REELS
IP55





230V	400V	SEZIONE SECTION	TIPO CAVO CABLE TYPE	M	POTENZA MAX. | MAX POWER		PRESA SOCKETS	PROTEZIONE PROTECTION
4002*		3G2,5	H07RN-F	30	1800W	3500W	IND 16A 3P (3x)	Disgiuntore Termico Thermal cut-out
	4007*	4G2,5	H07RN-F	30	4500W	11000W	IND 16A 4P (3x)	Disgiuntore Termico Thermal cut-out
4014		3G2,5	H07RN-F	30	1800W	3500W	IND 16A 3P (2x)	MCB 16A 2P
4016		3G2,5	H07RN-F	30	1800W	3500W	IND 16A 3P (2x)	RCD 16A 2P
	4018	5G2,5	H07RN-F	25	4800W	3500W	IND 16A 5P (2x)	Disgiuntore Termico Thermal cut-out

h | **3P** (2P+⏚) | **4P** (3P+⏚) | **5P** (3P+N+⏚) | **110V~** 50-60Hz 4h (3P, 4P, 5P) | **230V~** 50-60Hz 6h (3P), 9h (4P, 5P) | **400V~** 50-60Hz 9h (3P), 6h (4P, 5P) | **500V~** 50-60Hz 7h (3P, 4P, 5P)

Per dettagli sul prodotto, i poli e la tensione vedere pag. 23. | For futher details on products, poles and voltage go to page 23.

AVVOLGICAVO
CABLE REELS





230V	SEZIONE SECTION	TIPO CAVO CABLE TYPE	M	POTENZA MAX. | MAX POWER		PRESA SOCKETS	SPINA PLUG
4064	3G1,5	H07RN-F	25	2200W	3500W	Schuko 3P 16A IP54 (4x)	Schuko 3P 16A IP54
4065	3G1,5	H07RN-F	40	1500W	3500W	Schuko 3P 16A IP54 (4x)	Schuko 3P 16A IP54
4066	3G1,5	H07RN-F	50	1100W	3500W	Schuko 3P 16A IP54 (4x)	Schuko 3P 16A IP54
4067	5G2,5	H07RN-F	25	2200W	3500W	Schuko 3P 16A IP54 (2x) 5P 16A IP44 (1x)	5P 16A IP44

AVVOLGICAVO
CABLE REELS





230V	SEZIONE SECTION	TIPO CAVO CABLE TYPE	M	POTENZA MAX. | MAX POWER		PRESA SOCKETS	SPINA PLUG
4068	3G1,5	H07RN-F	25	2200W	3500W	NF- 3P 16A IP54 (4x)	Schuko 3P 16A IP54
4069	3G1,5	H07RN-F	40	1500W	3500W	NF- 3P 16A IP54 (4x)	Schuko 3P 16A IP54
4070	3G1,5	H07RN-F	50	1100W	3500W	NF- 3P 16A IP54 (4x)	Schuko 3P 16A IP54
4071	5G2,5	H07RN-F	25	2200W	3500W	NF- 3P 16A IP54 (2x) 5P 16A IP44 (1x)	5P 16A IP44

* Articolo gestito a stock. | This product is available on stock.

AVVOLGICAVO
CABLE REELS
IP55

16A - 2P+T Schuko
S30 | IP67

230V	SEZIONE SECTION	TIPO CAVO CABLE TYPE	M	POTENZA MAX MAX POWER		PRESA SOCKETS	SPINA PLUG
4054	3G1,5	H07RN-F	25	1800W	3500W	Schuko IP67 (4x)	Schuko Ind. IP67
4055	3G1,5	H07RN-F	50	1100W	3500W	Schuko IP67 (4x)	Schuko Ind. IP67



Per altre configurazioni, contattare il produttore.
Should you need different configurations, please ask the manufacturer.

AVVOLGICAVO
CABLE REELS
IP20

Spina domestica.
Domestic plug.

16A - 2P+T
S17

230V	SEZIONE SECTION	TIPO CAVO CABLE TYPE	M	POTENZA MAX. MAX POWER		PRESA SOCKETS	PROTEZIONE PROTECTION
4091	3G2,5	H07RN-F	30	1800W	3500W	Schuko biv. (4x)	Disgiuntore Termico Thermal cut-out
4092	3G1,5	H05VV-F	40	1300W	3500W	Schuko biv. (4x)	Disgiuntore Termico Thermal cut-out
4093	3G1,5	H05VV-F	50	1100W	3500W	Schuko biv. (4x)	Disgiuntore Termico Thermal cut-out
4095	3G1,5	H05VV-F	25	1800W	3500W	Schuko biv. (4x)	Disgiuntore Termico Thermal cut-out



AVVOLGICAVO VUOTI
EMPTY CABLE REELS

Adatto per cavo max.:
Suitable for cable max.:

30m 3G2,5
50m 3G1,5

230V	400V	IP	CAVO CABLE	DISCO DISCO	PRESE SOCKETS	PROTEZIONE PROTECTION
4003		44	✕	✓	16A 3P (3x)	Disgiuntore da cablare Cut-out to be wired
4004		55	✕	✓	16A 3P (3x)	Disgiuntore da cablare Cut-out to be wired
4005		44	✕	✓	-	-
	4008	44	✕	✓	16A 4P (3x)	Disgiuntore da cablare Cut-out to be wired
	4009	55	✕	✓	16A 4P (3x)	Disgiuntore da cablare Cut-out to be wired
4092SC		20	✕	✓	Schuko biv. (4x)	Disgiuntore da cablare Cut-out to be wired

h | **3P** (2P+⏚) | **4P** (3P+⏚) | **5P** (3P+N+⏚) | **110V~** 50-60Hz 4h (3P, 4P, 5P) | **230V~** 50-60Hz 6h (3P), 9h (4P, 5P) | **400V~** 50-60Hz 9h (3P), 6h (4P, 5P) | **500V~** 50-60Hz 7h (3P, 4P, 5P)

Per dettagli sul prodotto, i poli e la tensione vedere pag. 23. | For futher details on products, poles and voltage go to page 23.

AVVOLGICAVO
CABLE REELS
IP44

Supporto in acciaio zincato.
Disgiuntore termico.

Metal frame in galvanised steel.
Thermal cut-out.





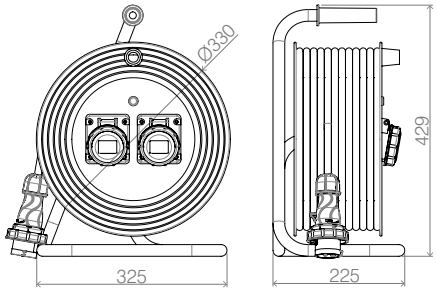

CE

230V	400V	SPINA PLUG	PRESA SOCKETS	SEZIONE SECTION	TIPO CAVO CABLE TYPE	M	POTENZA MAX. MAX POWER
PRNP93255		IND 16A 3P (1x)	IND 16A 3P (2x)	3G2,5	H07RN-F	25	3500W
PRNP93305		IND 16A 3P (1x)	IND 16A 3P (2x)	3G2,5	H07RN-F	30	3500W
PRNP93405		IND 16A 3P (1x)	IND 16A 3P (2x)	3G2,5	H07RN-F	40	3500W
	PRNP95257	IND 16A 4P (1x)	IND 16A 4P (2x)	4G2,5	H07RN-F	25	11000W
	PRNP95307	IND 16A 4P (1x)	IND 16A 4P (2x)	4G2,5	H07RN-F	30	11000W
	PRNP97209	IND 16A 5P (1x)	IND 16A 5P (2x)	5G2,5	H07RN-F	20	11000W
	PRNP97259	IND 16A 5P (1x)	IND 16A 5P (2x)	5G2,5	H07RN-F	25	11000W
PRNP93255S*		IND 16A 3P (1x)	IND 16A 3P (2x) Schuko (1x)	3G2,5	H07RN-F	25	3500W

* Articolo gestito a stock. | This product is available on stock.

AVVOLGICAVO
CABLE REELS
IP55

Supporto in acciaio zincato.
Disgiuntore termico.

Metal frame in galvanised steel.
Thermal cut-out.



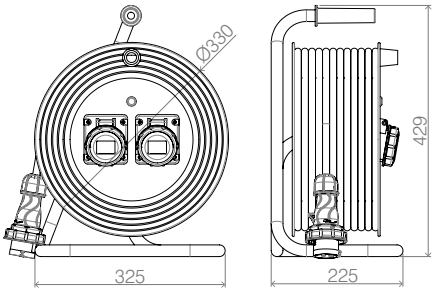

CE

230V	SPINA PLUG	PRESA SOCKETS	SEZIONE SECTION	TIPO CAVO CABLE TYPE	M	POTENZA MAX. MAX POWER
PRNP83255	IND 16A 3P (1x)	IND 16A 3P (2x)	3G2,5	H07RN-F	25	3500W
PRNP83305	IND 16A 3P (1x)	IND 16A 3P (2x)	3G2,5	H07RN-F	30	3500W
PRNP83405	IND 16A 3P (1x)	IND 16A 3P (2x)	3G2,5	H07RN-F	40	3500W

AVVOLGICAVO
SERIE METALLO
CABLE REELS
METAL SERIES
IP55

Disgiuntore termico.

Thermal cut-out.







230V	400V	SPINA PLUG	PRESA SOCKETS	SEZIONE SECTION	TIPO CAVO CABLE TYPE	M	POTENZA MAX. MAX POWER
5053		IND 16A 3P (1x)	IND 16A 3P (3x)	3G2,5	H07RN-F	50	3500W
	5054	IND 16A 4P (1x)	IND 16A 4P (3x)	4G2,5	H07RN-F	50	3500W
	5055	IND 16A 5P (1x)	IND 16A 5P (2x)	5G2,5	H07RN-F	50	3500W

h | **3P** (2P+⏚) | **4P** (3P+⏚) | **5P** (3P+N+⏚) | **110V~** 50-60Hz 4h (3P, 4P, 5P) | **230V~** 50-60Hz 6h (3P), 9h (4P, 5P) | **400V~** 50-60Hz 9h (3P), 6h (4P, 5P) | **500V~** 50-60Hz 7h (3P, 4P, 5P)

Per dettagli sul prodotto, i poli e la tensione vedere pag. 23. | For futher details on products, poles and voltage go to page 23.

CARATTERISTICHE

- Prolunghe per collegamento mobile con cavo elettrico in gomma neoprene H07RN-F (rispetto delle norme CEI 64-8 V7 per cantiere).
- Adatte per lavori in cantieri di demolizioni e di costruzioni.
- Resistenti allo schiacciamento, agli urti e all'acqua.
- Flessibilissime anche a basse temperature.
- Indicate per posa mobile.
- Potenza assorbibile:
  - 3,6kW per cavo 3G2,5
  - 11,0kW per cavo 4G2,5 e 5G2,5

FEATURES

- Extension cables for mobile connection with neoprene cable H07RN-F (according to the Standard CEI 64-8 V7 for building sites).
- Suitable for works in demolition and building sites.
- Resistant to crushing, impacts and water.
- Flexible at low temperature.
- Reccomended use: mobile installation.
- Max. power:
  - 3,6kW for cable 3G2,5
  - 11,0kW for cable 4G2,5 and 5G2,5

PROLUNGHE INDUSTRIALI
IND. EXTENSION CABLES
IP54

Cavo | Cable

H07RN-F



CE

230V	400V	SPINA E PRESE PLUG AND SOCKET	SEZIONE SECTION	M
PR10MTN9213		16A 3P	3G2,5	10
PR20MTN9213		16A 3P	3G2,5	20
PR25MTN9213		16A 3P	3G2,5	25
PR30MTN9213		16A 3P	3G2,5	30
	PR10MTN9214	16A 4P	4G2,5	10
	PR20MTN9214	16A 4P	4G2,5	20
	PR25MTN9214	16A 4P	4G2,5	25
	PR30MTN9214	16A 4P	4G2,5	30
	PR10MTN9215	16A 5P	5G2,5	10
	PR20MTN9215	16A 5P	5G2,5	20
	PR25MTN9215	16A 5P	5G2,5	25
	PR30MTN9215	16A 5P	5G2,5	30

PROLUNGHE INDUSTRIALI
IND. EXTENSION CABLES
IP67

Cavo | Cable

H07RN-F



CE

230V	400V	SPINA E PRESE PLUG AND SOCKET	SEZIONE SECTION	M
PR10MTN8213		16A 3P	3G2,5	10
PR20MTN8213*		16A 3P	3G2,5	20
PR25MTN8213*		16A 3P	3G2,5	25
PR30MTN8213*		16A 3P	3G2,5	30
	PR10MTN8214	16A 4P	4G2,5	10
	PR20MTN8214*	16A 4P	4G2,5	20
	PR25MTN8214	16A 4P	4G2,5	25
	PR30MTN8214	16A 4P	4G2,5	30
	PR10MTN8215	16A 5P	5G2,5	10
	PR20MTN8215	16A 5P	5G2,5	20
	PR25MTN8215	16A 5P	5G2,5	25
	PR30MTN8215	16A 5P	5G2,5	30

* Articolo gestito a stock. | This product is available on stock.



6
QUADRI PER L'INDUSTRIA E IL CANTIERE
DISTRIBUTION BOXES FOR INDUSTRY AND BUILDING SITES

QUADRI ASC
ASC PANELS
156

Quadri mobili
Mobile panels

Quadri fissi
Fixed panels

Serie 1003000
Series 1003000

Serie 3000E
Series 3000E

Serie 3000
Series 3000

QUADRI VUOTI E ACCESSORI
EMPTY PANELS AND ACCESSORIES
170

Quadri vuoti preforati
Empty panels with holes

Quadri vuoti ciechi
Plain empty panels

Accessori
Accessories

QUADRI ASC
ASC PANELS

I quadri di distribuzione ROSI sono costruiti con materiali di alta qualità, pensati per resistere ad ambienti gravosi come il cantiere o come installazioni esterne.

ROSI distribution panels are built with high quality materials, designed to withstand harsh environments such as construction sites or as outdoor installations.

QUADRI MOBILI
MOBILE PANELS

PRESE INCASSO
PANEL SOCKETS



PRESE INTERBLOCCATE
INTERLOCKED SOCKETS



QUADRI FISSI
FIXED PANELS

PRESE INCASSO
PANEL SOCKETS



PRESE INTERBLOCCATE
INTERLOCKED SOCKETS



ADATTI PER AMBIENTI con esposizione ad agenti atmosferici e rischio.
SUITABLE FOR ENVIRONMENTS with exposure to atmospheric agents or risky.

RESISTENZA agli urti IK08.
RESISTANCE to impacts IK08.



COPERCHIO IN POLICARBONATO
WINDOW IN POLYCARBONATE

INVOLUCRO IN TECNOPOLIMERO ABS, resistente ai raggi UV.
HOUSING IN ABS technopolymer, resistant to UV rays.

IP65

OPZIONE CON CAVALLETTO, per agevolare lo spostamento.
The METAL FRAME facilitates the box movements and it is available as an accessory.

QUADRI ASC CON 3 PRESE
ASC PANELS
WITH 3 SOCKETS
IP65



CE

REF.	Prese | Sockets: 16A 3P 230V	Prese | Sockets: 16A 4P 400V	DIFF. MT Idn 0.03	Collegamenti | Connection: CAVO CABLE	Collegamenti | Connection: SPINA PLUG	POTENZA POWER	EMERG.
2260*	3x		16A 2P	3G2,5	16A 3P	3KW 230V	-
2260PE	3x		16A 2P	3G2,5	16A 3P	3KW 230V	✓
2261		3x	16A 4P	4G2,5	16A 4P	9KW 400V	-
2262	1x	2x	16A 4P	5G2,5	16A 5P	9KW 400V 3KW 230V	-
2263	2x	1x	16A 4P	5G2,5	16A 5P	9KW 400V 3KW 230V	-

QUADRI ASC CON 4 PRESE
ASC PANELS
WITH 4 SOCKETS
IP65



CE

REF.	Prese | Sockets: 16A 3P 230V	Prese | Sockets: 16A 4P 400V	Prese | Sockets: 16A 5P 400V	DIFF. MT Idn 0.03	Collegamenti | Connection: CAVO CABLE	Collegamenti | Connection: SPINA PLUG	POTENZA POWER	EMERG.
2240E*	4x			16A 2P	3G2,5	16A 3P	3KW 230V	-
2240EPF	4X			16A 2P	3G2,5	16A 3P	3KW 230V	✓
2242E	2x	2x		16A 4P	5G2,5	16A 5P	9KW 400V 3KW 230V	-

h | **3P** (2P+⏚) | **4P** (3P+⏚) | **5P** (3P+N+⏚) | **110V~** 50-60Hz 4h (3P, 4P, 5P) | **230V~** 50-60Hz 6h (3P), 9h (4P, 5P) | **400V~** 50-60Hz 9h (3P), 6h (4P, 5P) | **500V~** 50-60Hz 7h (3P, 4P, 5P)

Per dettagli sul prodotto, i poli e la tensione vedere pag. 23. | For futher details on products, poles and voltage go to page 23.

QUADRI ASC CON 4 PRESE
ASC PANELS WITH 4 SOCKETS
IP65







CE

Per avere i prodotti con il cavalleto, aggiungere una “C” al codice.
For the version with metal support, just add a “C” at the end of the code.

REF.	**Prese** | Sockets 16A 3P 230V	16A 4P 400V	16A 5P 400V	DIFF. MT Idn 0.03	**Collegamenti** | Connection **CAVO** CABLE	**SPINA** PLUG	POTENZA POWER	EMERG.
2240*	4x			16A 2P	3G2,5	16A 3P	3KW 230V	-
2241	4x			16A 2P	3G2,5	16A 3P	3KW 230V	✓
2242*	2x	2x		16A 4P	5G2,5	16A 5P	9KW 400V 3KW 230V	-
2243	2x	2x		16A 4P	5G2,5	16A 5P	9KW 400V 3KW 230V	✓
2244		4x		16A 3P	4G2,5	16A 4P	9KW	-
2245		4x		16A3P	4G2,5	16A 4P	9KW	✓
2246		2x	2x	16A 4P	5G2,5	16A 5P	9KW 400V 3KW 230V	-
2247		2x	2x	16A 4P	5G2,5	16A 5P	9KW 400V 3KW 230V	✓
2248	2x		2x	16A 4P	5G2,5	16A 5P	9KW 400V 3KW 230V	-
2249	2x		2x	16A 4P	5G2,5	16A 5P	9KW 400V 3KW 230V	✓

* Articolo gestito a stock | This product is available on stock
Per altre configurazioni, contattare il produttore. | Per altre configurazioni, contattare il produttore.

QUADRI CON 6 PRESE
PANELS WITH 6 SOCKETS
IP65



CE

Per avere i prodotti con il cavalleto, aggiungere una “C” al codice.
For the version with metal support, just add a “C” at the end of the code.

REF.	**Presa a incasso** | Panel sockets				**Collegamenti** | Connection				
	16A 3P 230V	16A 4P 400V	16A 5P 400V	SCHUKO BIV.	**SPINA** PLUG	**SEZIONE CAVO** SECTION	**DIFF. MT Idn 0.03**	**POTENZA** POWER	**EMERG.**
2275	3x	3x			16A 5P	5G2,5	16A 4P (1x)	9KW 400V 3KW 230V	-
2276	2x	2x	2x		16A 5P	5G2,5	16A 4P (1x)	9KW 400V 3KW 230V	-
2277	2x	2x	1x	1x	16A 5P	5G2,5	16A 4P (1x)	9KW 400V 3KW 230V	-
2278	2x	1x	1x	2x	16A 5P	5G2,5	16A 4P (1x)	9KW 400V 3KW 230V	-
2279	6x				16A 3P	3G2,5	16A 2P (2x)	3KW 230V	-
2280		6x			16A 4P	4G2,5	16A 4P (1x)	9KW 380V	-
2281	3x	3x			16A 5P	5G2,5	16A 4P (1x)	9KW 400V 3KW 230V	✓
2282	2x	2x	2x		16A 5P	5G2,5	16A 4P (1x)	9KW 400V 3KW 230V	✓
2283	3x	2x	1x		16A 5P	5G2,5	16A 4P (1x)	9KW 400V 3KW 230V	✓
2284	6x				16A 3P	3G2,5	16A 2P (2x)	3KW 230V	✓
2285		6x			16A 4P	4G2,5	16A 4P (1x)	9KW 400V	✓
2286	2x	4x			16A 5P	5G2,5	16A 4P (1x)	9KW 400V 3KW 230V	-
2287	5x	1x			16A 5P	5G2,5	16A 4P (1x)	9KW 400V 3KW 230V	-
2288	3x	2x	1x 32A 5P		32A 5P	5G4	32A 4P (1x)	18KW	-
2289	4x	2x			16A 5P	5G2,5	16A 4P (1x)	9KW 400V 3KW 230V	-

h | **3P** (2P+⏚) | **4P** (3P+⏚) | **5P** (3P+N+⏚) | **110V~** 50-60Hz 4h (3P, 4P, 5P) | **230V~** 50-60Hz 6h (3P), 9h (4P, 5P) | **400V~** 50-60Hz 9h (3P), 6h (4P, 5P) | **500V~** 50-60Hz 7h (3P, 4P, 5P)

Per dettagli sul prodotto, i poli e la tensione vedere pag. 23. | For futher details on products, poles and voltage go to page 23.

QUADRI CON 4 PRESE
PANELS WITH 4 SOCKETS
IP65

Serie 14 - Prese interbloccate

Series 14 - Interlocked sockets



CE

Per avere i prodotti con il cavalletto, aggiungere una “C” al codice.
For the version with metal support, just add a “C” at the end of the code.

REF.	Prese interbloccate | Interlocked sockets			Collegamenti | Connection					
	16A 3P 230V	16A 4P 400V	32A 5P 400V	SPINA PLUG	SEZIONE CAVO SECTION	DIFF. MT Idn 0.03	POTENZA POWER	PROTEZIONE MT/MCB MT/MCB PROTECTION	EMERG.
2200	4x			16A 3P	3G2,5	25A 2P	3KW 230V	2P (4x)	-
2201*	4x			16A 3P	3G2,5	25A 2P	3KW 230V	2P (4x)	✓
2202	2x	2x		16A 5P	5G2,5	25A 4P	9KW 400V 3KW 230V	2P+ 3P (1x)	-
2203	2x	2x		16A 5P	5G2,5	25A 4P	9KW 400V 3KW 230V	2P+ 3P (1x)	✓
2204	2x	1x	1x 16A 5P	16A 5P	5G2,5	25A 4P	9KW 400V 3KW 230V	2P+ 3P + 4P (1x)	-
2205	2x	1x	1x 16A 5P	16A 5P	5G2,5	25A 4P	9KW 400V 3KW 230V	2P+ 3P + 4P (1x)	✓
2206	4x			32A 3P	3G6	40A 2P	6KW 230V	2P (4x)	-
2207	4x			32A 3P	3G6	40A 2P	6KW 230V	2P (4x)	✓
2208	2x	2x		32A 5P	5G6	40A 4P	18KW 400V 6KW 230V	2P+ 3P (1x)	-
2209	2x	2x		32A 5P	5G6	40A 4P	18KW 400V 6KW 230V	2P+ 3P (1x)	✓
2210	2x	1x	1x 16A 5P	32A 5P	5G6	40A 4P	18KW 400V 6KW 230V	2P+ 3P + 4P (1x)	-
2211	2x	1x	1x 16A 5P	32A 5P	5G6	40A 4P	18KW 400V 6KW 230V	2P+ 4P (1x)	✓
2212	2x	1x	1x 32A 4P	32A 5P	5G6	40A 4P	18KW 400V 6KW 230V	2P (1x) 16A 3P+ 32A 3P (1x)	-
2213	2x	1x	1x 32A 4P	32A 5P	5G6	40A 4P	18KW 400V 6KW 230V	2P (1x) 16A 3P+ 32A 3P (1x)	✓
2214	2x	1x	1x	32A 5P	5G6	40A 4P	18KW 400V 6KW 230V	2P+ 3P (1x) 32A 4P (1x)	-
2215	2x	1x	1x	32A 5P	5G6	40A 4P	18KW 400V 6KW 230V	2P+ 3P (1x) 32A 4P (1x)	✓

* Articolo gestito a stock. | This product is available on stock.

QUADRI CON 4 PRESE
PANELS WITH 4 SOCKETS
IP65



Staffe per fissaggio a parete.
Wall fixing clips.

Pulsante di emergenza.
Emergency push button.



Terra esterna.
External earth.

CE

REF.	Prese interbloccate | Interlocked sockets 16A 3P 230V	16A 4P 400V	32A 5P 400V	DIFF. MT Idn 0.03	POTENZA POWER	PROTEZIONE MT/MCB MT/MCB PROTECTION	EMERG.
2201S*	4x			40A 2P	6KW 230V	1 ogni 2 prese	✓
2202S	2x	2x		40A 4P	12KW 400V	1 ogni 2 prese	✓
2203S	3x	1x		40A 4P	12KW 400V	1 dopo 3 prese 3P 1 dopo 1 prese 4P	✓

REF.	Presa a incasso | Panel sockets 16A 3P 230V	16A 4P 400V	32A 5P 400V	DIFF. MT Idn 0.03	POTENZA POWER	PROTEZIONE MT/MCB MT/MCB PROTECTION	EMERG.
2240MTS	4x			40A 2P	6KW 230V	4x	✓
2242MTS	2x	2x		40A 4P	12KW 400V	1 ogni 2 prese	✓
2243MTS	3x	2x	1x			1MT 1P+N 1MT 3P 16A 1MT 4P 32A	✓
2244MTS	3x		3x			3MT 1P + N 1MT 4P 32A	✓

* Articolo gestito a stock | This product is available on stock
Per altre configurazioni, contattare il produttore | Per altre configurazioni, contattare il produttore

SUPPORTO METALLICO
METAL SUPPORT

REF. RS150039980

Per quadri a pag: 159, 160, 161

For pannels at page: 159, 160, 161



CE

SERIE 1003000
QUADRI ASC DA CANTIERE
ASC PANELS FOR BUILDING SITES

Design ricercato e compatto.
Tecnologia di stampaggio con tecnopolimero ad alta resistenza agli urti e alle condizioni atmosferiche.
Uscita dei cavi a porta chiusa agevolata.

Refined and compact design. Molding technology with technopolymer with high resistance to impacts and atmospheric conditions. Facilitated cable exit with the door closed.

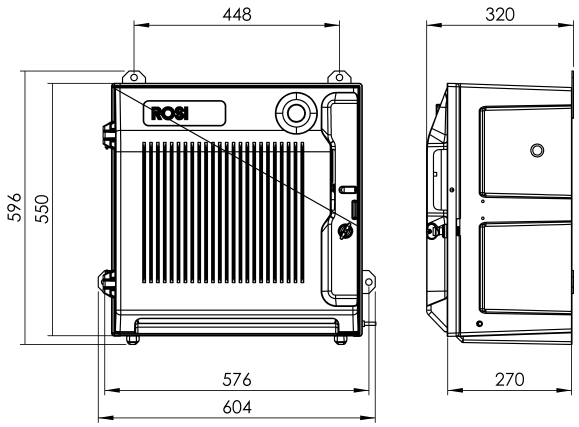

CE Dichiarazione CE inclusa
CE Declaration included

Schemi elettrici inclusi
Electrical schemes included



COMPLETO DI PULSANTE D'ERMERGENZA
EMERGENCY PUSH BUTTON

INGRESSO CON PRESSACAVO PG29 O SPINA
ENTRY WITH PG29 CABLE GLAND OR WITH PLUG

PUÒ CONTENERE FINO A 6 UNITÀ
IT CAN CONTAIN UP TO 6 UNITS

PERNO DI FISSAGGIO PER COLLEGAMENTO DI MESSA A TERRA
FIXING LINCHPIN FOR EARTHING CONNECTION

SERRATURA con chiave triangolare inclusa e porta lucchettabile (lucchetto non incluso)
LOCKING SYSTEM with triangular key (included) and lockable door (lock not included)



DOTATI DI ROBUSTE STAFFE di fissaggio a parete
STRONG WALL FIXING CLIPS



PRATICA MANIGLIA PER IL TRASPORTO INTEGRATA
EASY CARRYING HANDLE

h | **3P** (2P+⏚) | **4P** (3P+⏚) | **5P** (3P+N+⏚) | **110V~** 50-60Hz 4h (3P, 4P, 5P) | **230V~** 50-60Hz 6h (3P), 9h (4P, 5P) | **400V~** 50-60Hz 9h (3P), 6h (4P, 5P) | **500V~** 50-60Hz 7h (3P, 4P, 5P)
Per dettagli sul prodotto, i poli e la tensione vedere pag. 23. | For futher details on products, poles and voltage go to page 23.

604x596x320mm	Dimensioni esterne (BxHxP)	External size
11Kg	Grado di protezione anche a porte aperta	Weight
IK09	Resistenza all'impatto	Impact resistance
CEI EN 60439-1 CEI EN 60439-4	Norme di riferimento	Reference Standards
Tecnopolimero	Caratteristica materiale	Material
-25°C +80°C	Stabilità dimensionale, range	Dimensional stability
650°C	Resistenza filo incandescente	Glow wire test resistance



ANCORA PIÙ COMPATTO
POSSIBILITÀ DI IMPILAGGIO DEI QUADRI

EVEN MORE COMPACT
STACKABLE

REF.	SPINA 5P 32A PLUG	SPINA 5P 63A PLUG	PE.	MORSETTIERA TERMINAL BAR	Prese interbloccate | Interlocked sockets								Protezione in uscita | Exit Protection							Collegamenti | Connection		
					16A			32A			63A		16A MT			32A MT			63A MT	MT GEN 6KA C	DIFF. GEN 30 mA AC	POTENZA POWER
					3P	4P	5P	3P	4P	5P	4P	5P	2P	3P	4P	2P	3P	4P	4P			
1003100	-	-	1	1	3	2	-	-	1	-	-	-	1	1	-	-	1	-	-	-	63A (1x)	35Kw
1003101	-	-	1	1	4	-	-	-	-	-	-	-	4	-	-	-	-	-	-	-	63A (1x)	14Kw
1003101-32	-	-	1	1	4	-	-	1	-	-	-	-	2	-	-	1	-	-	-	-	63A (1x)	35Kw
1003102	-	-	1	1	3	2	-	-	-	1	-	-	1	1	-	-	1	-	-	-	63A (1x)	35Kw
1003102-4	-	-	1	1	2	1	-	-	-	1	-	-	1	1	-	-	-	1	-	-	63A (1x)	35Kw
1003102-5	-	-	1	1	3	1	-	-	-	1	-	-	1	1	-	-	-	1	-	-	63A (1x)	35Kw
1003103	-	-	1	1	4	1	-	-	-	1	-	-	1	1	-	-	1	-	-	-	63A (1x)	35Kw
1003104	-	-	1	1	3	1	-	-	1	-	-	-	1	1	-	-	1	-	-	-	63A (1x)	35Kw
1003105	-	-	1	1	2	2	1	-	-	-	-	-	2	1	1	-	-	-	-	-	63A (1x)	35Kw
1003106	-	-	1	1	3	-	1	-	-	1	-	-	3	1	-	-	1	-	-	-	63A (1x)	35Kw
1003107	-	-	1	1	3	2	-	-	-	-	-	-	3	1	-	-	-	-	-	-	63A (1x)	35Kw
1003108	1	-	1	1	2	2	-	-	-	1	-	-	1	1	-	-	-	1	-	-	63A (1x)	35Kw
1003109	-	-	1	1	2	1	-	-	-	3	-	-	1	1	-	-	-	1	-	-	63A (1x)	35Kw
1003110	-	-	1	1	3	2	-	-	-	-	-	-	1	1	-	-	-	-	-	-	63A (1x)	18Kw
1003111	-	-	1	1	3	-	-	1	-	-	-	-	2	-	-	1	-	-	-	-	63A (1x)	35Kw
1003112	-	-	1	1	5	-	-	1	-	-	-	-	5	-	-	1	-	-	-	-	63A (1x)	14Kw
1003113	-	-	1	1	-	-	-	-	-	3	-	-	-	-	-	-	-	2	-	-	63A (1x)	35Kw
1003114	-	-	1	1	3	1	-	-	-	2	-	-	1	1	-	-	1	-	-	-	63A (1x)	35Kw
1003115	-	-	1	1	2	-	2	-	-	1	-	-	1	1	-	-	1	-	-	-	63A (1x)	35Kw
1003116	-	-	1	1	3	-	2	-	-	1	-	-	3	1	-	-	1	-	-	-	63A (1x)	35Kw

CE

Configurazioni personalizzate
Per maggiori informazioni info@rosi.it

For customized configurations,
please contact us: info@rosi.it

CAVALLETTO
METAL FRAME
REF. 3102Cav



* Articolo gestito a stock. | This product is available on stock.

SERIE 3000E
QUADRI ASC DA CANTIERE
ASC PANELS FOR BUILDING SITES

Creato per soddisfare tutte le esigenze di distribuzione dell'energia elettrica nei cantieri di qualsiasi genere.

Elevata profondità per permettere la chiusura delle porte a spine inserite.

It meets all the demands for electricity distribution in every kind of building site.

Wide depth to allow the doors closing with inserted plugs.

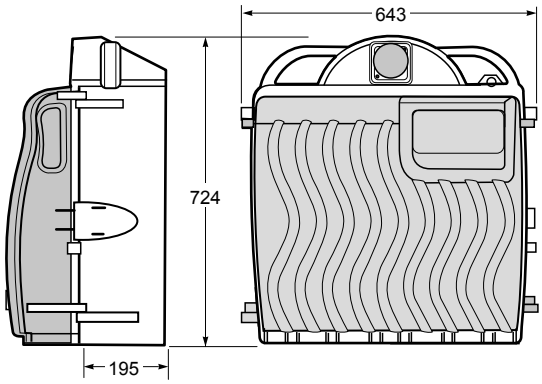

CE Dichiarazione CE inclusa
CE Declaration included

Schemi elettrici inclusi
Electrical schemes included



PRATICHE MANIGLIE PER IL TRASPORTO incorporate alla base.
Practical **CARRYING HANDLES.**

IL FONDO È STAMPATO con tecnologia a stampaggio rotazionale.
THE STRUCTURE IS MOULDED with rotational moulding technology.

PULSANTE A FUNGO INCASSATO
RECESSED EMERGENCY PUSH BUTTON

MATERIALE AD ALTA RESISTENZA agli urti meccanici.
MATERIAL WITH HIGH RESISTANCE to mechanical shock.

PUÒ CONTENERE FINO A 8 UNITÀ
IT CAN CONTAIN UP TO 8 UNITS



SERRATURA DI CHIUSURA a cerniere in acciaio e lucchettabile.
LOCKING SYSTEM with steel hinges and padlockable.



DOTATI DI ROBUSTE STAFFE di fissaggio a parete.
Equipped with **ROBUST WALL FIXING CLIPS.**

h | **3P** (2P+⏚) | **4P** (3P+⏚) | **5P** (3P+N+⏚) | **110V~** 50-60Hz 4h (3P, 4P, 5P) | **230V~** 50-60Hz 6h (3P), 9h (4P, 5P) | **400V~** 50-60Hz 9h (3P), 6h (4P, 5P) | **500V~** 50-60Hz 7h (3P, 4P, 5P)

Per dettagli sul prodotto, i poli e la tensione vedere pag. 23. | For futher details on products, poles and voltage go to page 23.

643x724x331mm	Dimensioni esterne (BxHxP)	External size
11Kg	Peso	Weight
IK09	Resistenza all'impatto	Impact resistance
CEI EN 60439-1 **CEI EN 60439-4**	Norme di riferimento	Reference Standards
Polietilene (HB UL94)	Caratteristica materiale	Material
-25°C +80°C	Stabilità dimensionale, range	Dimensional stability
650°C	Resistenza filo incandescente	Glow wire test resistance



PIÙ COMPATTO
MORE COMPACT

REF.	SPINA 5P 32A PLUG	SPINA 5P 63A PLUG	PE.	MORSETTIERA TERMINAL BAR	Prese interbloccate | Interlocked sockets								Protezione in uscita | Exit Protection							Collegamenti | Connection		
					16A			32A			63A		16A MT			32A MT			63A MT	MT GEN 6KA C	DIFF. GEN 30 mA AC	POTENZA POWER
					3P	4P	5P	3P	4P	5P	4P	5P	2P	3P	4P	2P	3P	4P	4P			
3118E	-	-	1	1	4	2	-	-	-	1	-	-	1	1	-	-	-	1	-	-	63A (1x)	35Kw
3131E	-	-	1	1	3	2	-	-	-	1	-	1	3	2	-	-	-	1 32A + 1 63A	-	-	63A (1x)	35Kw

CE

Configurazioni personalizzate
Per maggiori informazioni info@rosi.it

For customized configurations,
please contact us: info@rosi.it

CAVALLETTO
METAL FRAME
REF. 3102Cav



* Articolo gestito a stock. | This product is available on stock.

SERIE 3000
QUADRI DA CANTIERE
PANELS FOR BUILDING SITES

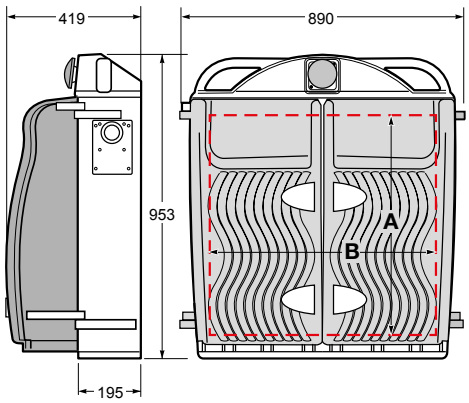



CE Dichiarazione CE inclusa
CE Declaration included

Schemi elettrici inclusi
Electrical schemes included

PUÒ CONTENERE DA 5 FINO A 12 UNITÀ
IT CAN CONTAIN FROM 5 TO 12 UNITS

QUADRI CON 5 PRESE INTERBLOCCATE
PANELS WITH 5 INTERLOCKED SOCKETS
IP55

Con interruttore magnetotermico ripristinabile per ogni presa (**Serie 16**).

With MBC reactivable for every socket (**Series 16**).



REF.	SPINA PLUG	PE.	MORSETTIERA TERMINAL BAR	Prese interbloccate | Interlocked sockets								Protezione in uscita | Exit Protection							Collegamenti | Connection		
				16A			32A			63A		16A MT			32A MT			63A MT	MT GEN 6KA C	DIFF. GEN 30 mA AC	POTENZA MAX MAX.POWER
				3P	4P	5P	3P	4P	5P	4P	5P	2P	3P	4P	2P	3P	4P	4P			
3150	-	1	1	2	2	-	-	1	-	-	-	2	2	-	-	1	-	-	63A (1x)	63A (1x)	35Kw
3151	-	1	1	3	1	-	-	1	-	-	-	3	1	-	-	1	-	-	63A (1x)	63A (1x)	35Kw
3152	-	1	1	2	2	-	-	-	1	-	-	2	2	-	-	-	1	-	63A (1x)	63A (1x)	35Kw
3153	-	1	1	2	2	1	-	-	1	-	-	2	2	1	-	-	1	-	63A (1x)	63A (1x)	35Kw
3154	-	1	1	2	2	-	1	-	-	-	-	2	2	-	1	-	-	-	63A (1x)	63A (1x)	35Kw
3155	-	1	1	2	2	-	-	-	-	-	1	2	2	-	-	-	-	1	-	63A (2x)	70Kw
3156	32A 5P	1	-	4	-	1	-	-	-	-	-	4	-	1	-	-	-	-	32A (1x)	32A (1x)	35Kw
3157	-	1	1	1	2	-	1	1	-	-	-	1	2	-	1	1	-	-	63A (1x)	63A (1x)	35Kw
3158	63A 5P	1	-	3	1	-	-	-	1	-	-	3	1	-	-	-	1	-	63A (1x)	63A (1x)	35Kw
3159	63A 5P	1	-	3	1	-	-	1	-	-	-	3	1	-	-	1	-	-	63A (1x)	63A (1x)	35Kw

Per altre configurazioni, contattare il produttore. | Per altre configurazioni, contattare il produttore.

QUADRI CON 5 PRESE INTERBLOCCATE
PANELS WITH 5 INTERLOCKED SOCKETS
IP55

Con interruttore sezionatore e fusibili (**Serie 16**).

With switch disconnector and fuse (**Serie 16**).



REF.	SPINA 5P 32A PLUG	SPINA 5P 63A PLUG	PE.	MORSETTIERA TERMINAL BAR	Prese interbloccate | Interlocked sockets								Protezione in uscita | Exit Protection							Collegamenti | Connection		
					16A			32A			63A		16A MT			32A MT			63A MT	MT GEN 6KA C	DIFF. GEN 30 mA AC	POTENZA POWER
					3P	4P	5P	3P	4P	5P	4P	5P	2P	3P	4P	2P	3P	4P	4P			
3100	-	-	1	1	2	2	-	-	1	-	-	-								63A (1x)	63A (1x)	35Kw
3101	-	-	1	1	5	-	-	-	-	-	-	-								63A (1x)	63A (1x)	15Kw
3102	-	-	1	1	3	1	-	-	-	1	-	-								63A (1x)	63A (1x)	35Kw
3103	-	-	1	1	3	1	1	-	-	-	-	-								63A (1x)	63A (1x)	35Kw
3104	-	-	1	1	3	1	-	-	1	-	-	-								63A (1x)	63A (1x)	35Kw
3105	-	-	1	1	2	2	1	-	-	-	-	-								63A (1x)	63A (1x)	35Kw
3106	-	-	1	1	3	-	1	-	-	1	-	-								63A (1x)	32A (1x)	35Kw
3107	-	-	1	1	3	2	-	-	-	-	-	-								63A (1x)	63A (1x)	35Kw
3108	-	-	1	1	2	2	-	-	-	1	-	-								63A (1x)	63A (1x)	35Kw
3109	-	-	1	1	4	-	-	-	-	1	-	-								63A (1x)	63A (1x)	35Kw
3110	-	-	1	1	1	2	-	-	1	-	-	1								63A (1x)	63A (2x)	70Kw
3111	-	-	1	1	1	3	-	-	1	-	-	-								63A (1x)	63A (1x)	35Kw
3112	-	-	1	1	4	1	-	-	-	-	-	-								63A (1x)	63A (1x)	35Kw
3113	-	-	1	1	2	1	-	-	1	-	-	1								63A (2x)	63A (2x)	50Kw
3114	-	-	1	1	3	-	-	-	1	1	-	-								63A (1x)	63A (1x)	35Kw
3115	-	1	1	-	3	1	-	-	-	1	-	-								63A (1x)	63A (1x)	35Kw
3116	-	-	1	1	2	2	-	-	-	-	-	1								63A (1x)	63A (1x)	35Kw
3117	-	-	1	1	2	1	-	-	-	1	-	1								63A (2x)	63A (2x)	70Kw
3118	-	-	1	1	2	-	2	-	-	1	-	-								63A (1x)	63A (1x)	35Kw
3119	-	-	1	1	1	-	3	-	-	1	-	-								63A (1x)	63A (1x)	35Kw
3120	-	-	1	1	1	-	2	-	-	2	-	-								63A (1x)	63A (1x)	35Kw

CE

Configurazioni personalizzate
Per maggiori informazioni info@rosi.it

For customized configurations,
please contact us: info@rosi.it

CAVALLETTO
METAL FRAME
REF. 3100Cav



Il grado di protezione varia a seconda dei componenti interni installati. | The whole IP degree of protection may change depending on the internally mounted components.

QUADRI VUOTI
EMPTY PANELS

Gamma modulabile in base alle necessità di installazione. Ideale per usi industriali grazie alla resistenza dei materiali contro gli agenti esterni.

Modular range according to installation needs. Suitable for industrial uses thanks to the resistance of the materials against external agents.

IK8	Resistenza all'impatto	Impact resistance
-25°C +85°C	Stabilità dimensionale, range	Dimensional stability
650°C	Resistenza filo incandescente	Glow wire test resistance
CEI EN 61439-1 **CEI EN 60439-3** **CEI EN 62208**	Norme di riferimento	Reference Standards

QUADRI PREFORATI
PANELS WITH HOLES



QUADRI CIECHI
PLAIN PANELS



ACCESSORI
ACCESORIES



QUADRI VUOTI
EMPTY PANELS



CHIUSURA METALLICA
opzionale.
METAL LOCK
optional.



PREFORI
che agevolano
l'ingresso del cavo.
PRE-DRILLED entries
to ease the cable entry.





BARRA DIN
regolabile.
DIN RAIL adjustable
in height.



FLANGIA UNIVERSALE BREVETTATA
che permette il montaggio del 90% delle prese
ad incasso presenti sul mercato.
PATENTED UNIVERSAL FLANGE
that allows the assembly of 90% of the
panel sockets available on the market.



TAPPI COPRI VITI
SCREW COVERS

QUADRO VUOTO
EMPTY PANEL
IP65

REF. RS3928

6	Moduli	Modules
1x	Prese	Sockets
305x125x107mm	Dimensione	Size
2x Ø25-Ø32	Fori di ingresso	Entries



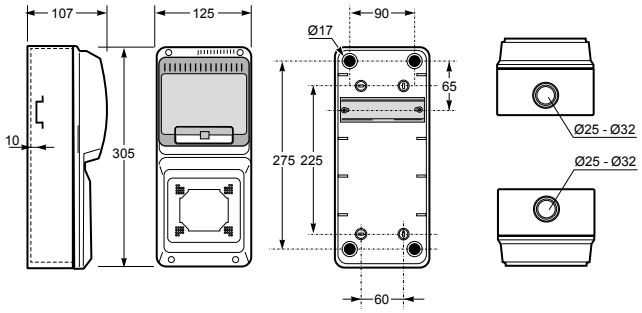

QUADRO VUOTO
EMPTY PANEL
IP65

REF. 18.3006

6	Moduli	Modules
3x	Prese	Sockets
495x125x107mm	Dimensione	Size
2x Ø20	Fori di ingresso	Entries



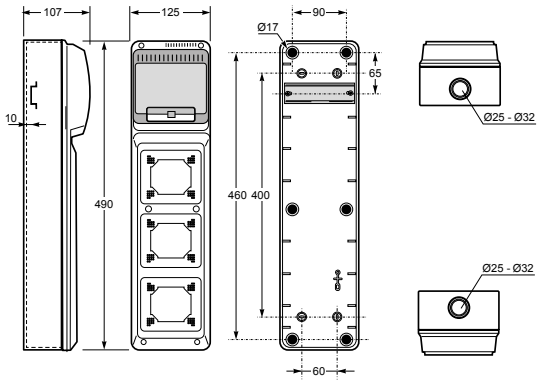

QUADRO VUOTO
EMPTY PANEL
IP65

REF. 18.3004

8	Moduli	Modules
4x	Prese	Sockets
506x230x150mm	Dimensione	Size
3x Ø40-Ø32 + 2x Ø25-Ø20 **2x Ø25-Ø20 + 1x Ø40-Ø32**	Fori di ingresso	Entries



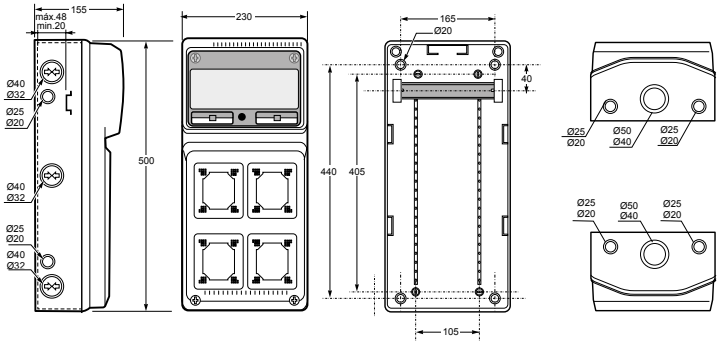

QUADRO VUOTO
EMPTY PANEL
IP65

REF. 18.3002

16	Moduli	Modules
6x	Prese	Sockets
506x330x150mm	Dimensione	Size
3x Ø40-Ø32 + 2x Ø25-Ø20 **2x Ø40-Ø32 + 2x Ø25-Ø20** **1x Ø50-Ø40**	Fori di ingresso	Entries



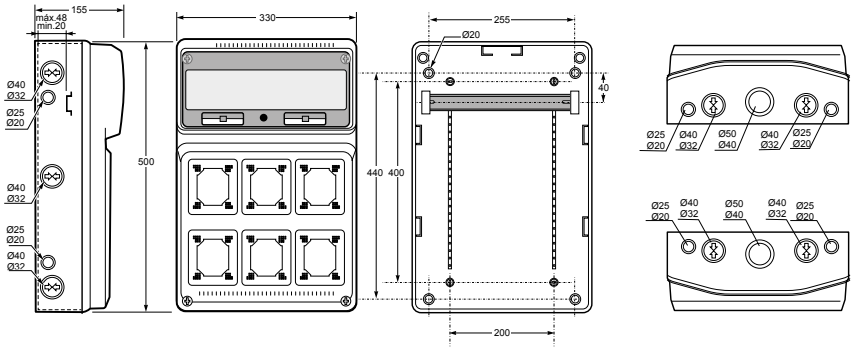

QUADRO VUOTO
EMPTY PANEL
IP65

REF. RS3978



32	Moduli	Modules
6x	Prese	Sockets
685x330x150mm	Dimensione	Size
3x Ø25-Ø20 + 4x Ø40-Ø32 **2x Ø25-Ø20 + 2x Ø40-Ø32** **1x Ø50-Ø40**	Fori di ingresso	Entries

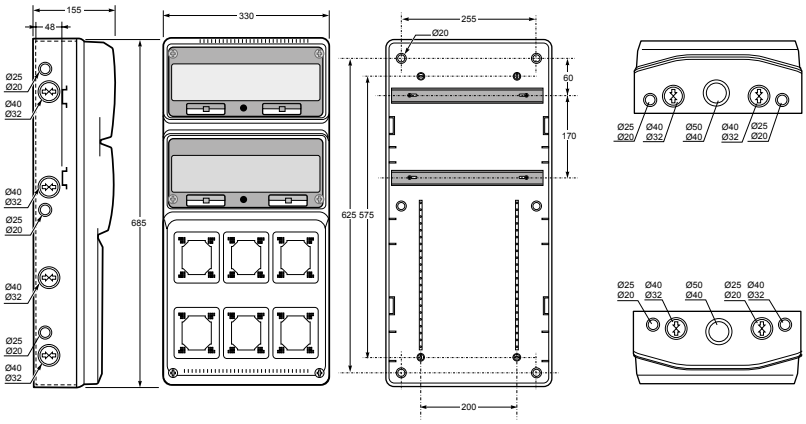

QUADRO VUOTO
EMPTY PANEL
IP65

REF. RS3975



16	Moduli	Modules
3x	Prese	Sockets
330x330x150mm	Dimensione	Size
-	Fori di ingresso	Entries

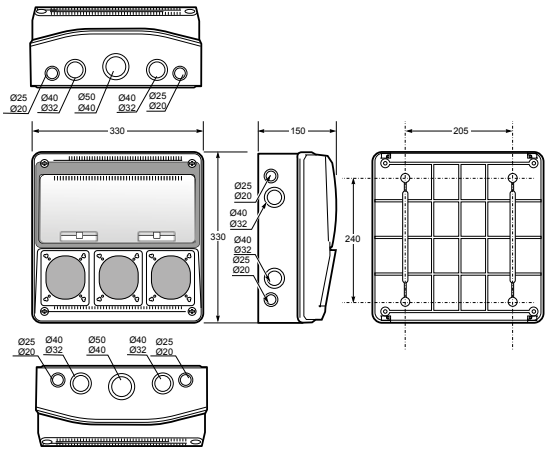

QUADRO VUOTO
EMPTY PANEL
IP65

REF. 18.3008

Per interbloccate **Serie 19.**

For interlocked sockets
Series 19.

8	Moduli	Modules
2x	Prese	Sockets
506x230x150mm	Dimensione	Size
3x Ø40-Ø32 + 2x Ø25-Ø20 **2x Ø25-Ø20 + 1x Ø40-Ø32**	Fori di ingresso	Entries



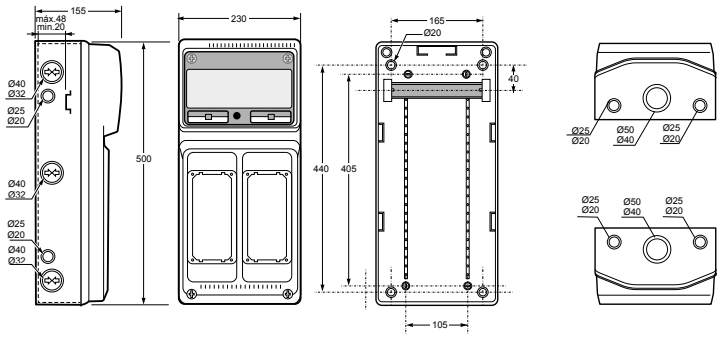

QUADRO VUOTO
EMPTY PANEL
IP65

REF. 18.3009

Per interbloccate **Serie 19.**

For interlocked sockets
Series 19.

16	Moduli	Modules
3x	Prese	Sockets
506x330x150mm	Dimensione	Size
3x Ø40-Ø32 + 2x Ø25-Ø20 **2x Ø25-Ø20 + 1x Ø40-Ø32**	Fori di ingresso	Entries



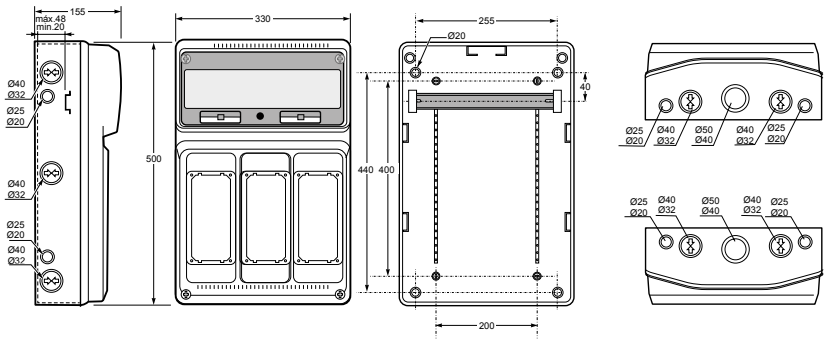

QUADRO VUOTO
EMPTY PANEL
IP65

REF. 18.3001

Per interbloccate **Serie 14.**

For interlocked sockets
Series 14.

16	Moduli	Modules
4x	Prese	Sockets
506x330x150mm	Dimensione	Size
3x Ø40-Ø32 + 2x Ø25-Ø20 **2x Ø40-Ø32 + 2x Ø25-Ø20** **1x Ø50-Ø40**	Fori di ingresso	Entries



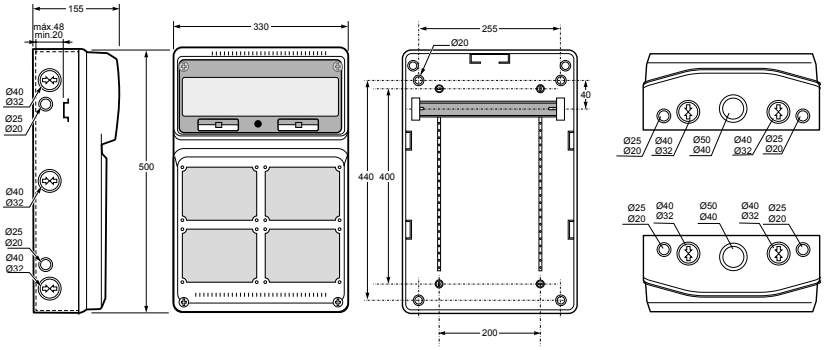

QUADRO VUOTO
EMPTY PANEL
IP65

REF. 18.3013

Per interbloccate **Serie 14.**

For interlocked sockets
Series 14.

32	Moduli	Modules
4x	Prese	Sockets
685x330x150mm	Dimensione	Size
3x Ø40-Ø32 + 2x Ø25-Ø20 **2x Ø40-Ø32 + 2x Ø25-Ø20** **1x Ø50-Ø40**	Fori di ingresso	Entries



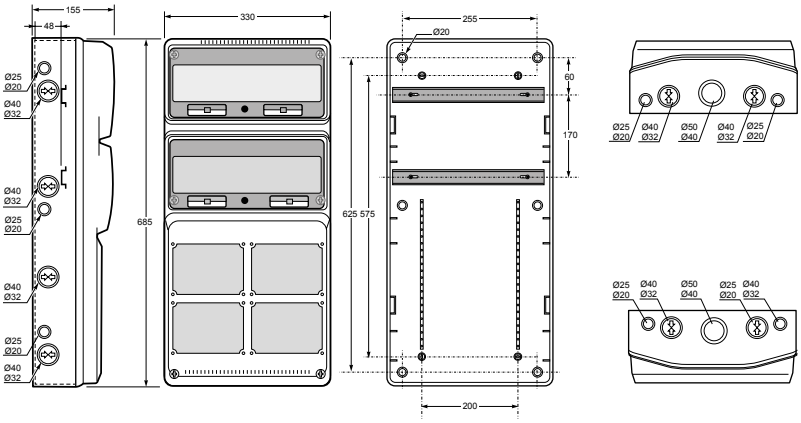

QUADRO VUOTO
EMPTY PANEL
IP65

REF. 18.3010

3x	Prese	Sockets
180x330x130mm	Dimensione	Size
1x Ø40-Ø32 + 1x Ø25-Ø20 **2x Ø40-Ø32 + 2x Ø25-Ø20** **2x Ø50-Ø40 + 2x Ø40-Ø32** **2x Ø25-Ø20**	Fori di ingresso	Entries



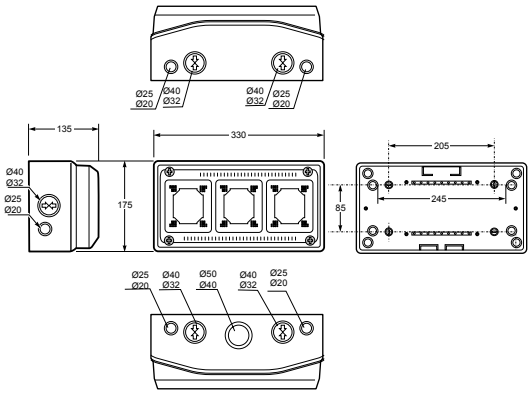

QUADRO VUOTO
EMPTY PANEL
IP65

REF. 18.3011

6x	Prese	Sockets
330x330x130mm	Dimensione	Size
1x Ø40-Ø32 + 1x Ø25-Ø20 **2x Ø40-Ø32 + 2x Ø25-Ø20** **2x Ø50-Ø40 + 2x Ø40-Ø32** **2x Ø25-Ø20**	Fori di ingresso	Entries



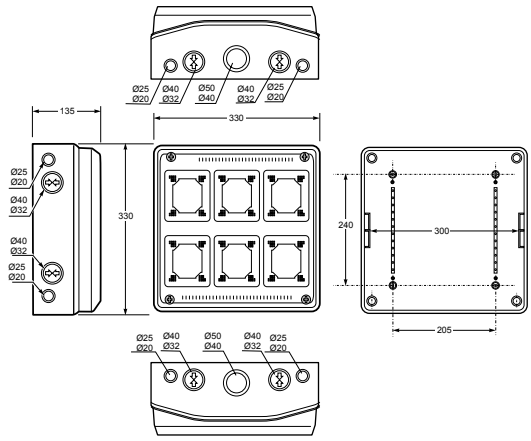

QUADRO VUOTO
EMPTY PANEL
IP65

REF. RS3969

Per interbloccate **Serie 19.**

For interlocked sockets
Series 19.

3x	Prese	Sockets
330x330x130mm	Dimensione	Size
2x Ø40-Ø32 + 2x Ø25Ø20 **2x Ø40-Ø32 + 2x Ø25-Ø20** **1x Ø50-Ø40**	Fori di ingresso	Entries



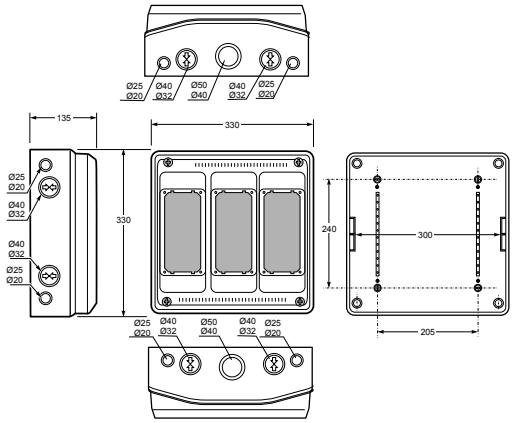

QUADRO VUOTO
EMPTY PANEL
IP65

REF. 18.3012

Per interbloccate **Serie 14.**

For interlocked sockets
Series 14.

2x	Prese	Sockets
180x330x130mm	Dimensione	Size
1x Ø40-Ø32 + 1x Ø25-Ø20 **2x Ø40-Ø32 + 2x Ø25-Ø20** **1x Ø50-Ø40 + 2x Ø40-Ø32** **2x Ø25-Ø20**	Fori di ingresso	Entries



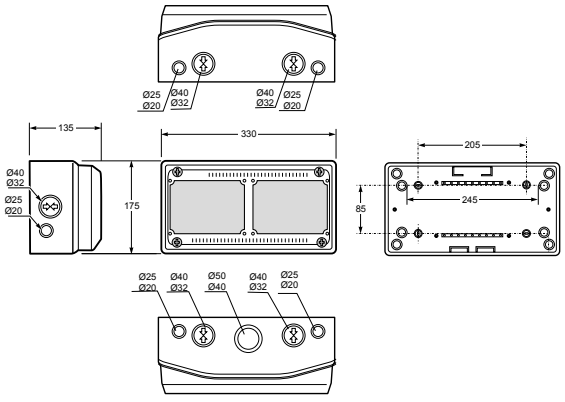

QUADRO VUOTO
EMPTY PANEL
IP65

REF. RS23810

8+2	Moduli	Modules
210x470x105mm	Dimensione	Size
60x60mm	Fori di fissaggio	Attachment holes



CE

QUADRO VUOTO
EMPTY PANEL
IP65

REF. RS23812

Per interbloccate **Serie 14.**

For interlocked sockets
Series 14.

8+2	Moduli	Modules
210x470x105mm	Dimensione	Size
138x98mm	Fori di fissaggio	Attachment holes



CE

	PRESE DA INCASSO INCLINATE 16A/32A SLOPING PANEL SOCKETS 16A/32A **IP54/IP67**	**PRESE DA INCASSO DIRITTE 16A/32A** STRAIGHT PANEL SOCKETS 16A/32A **IP54/IP67**
		
QUADRO PER 1 PRESA PANEL FOR 1 SOCKET	 REF. RS3928	
QUADRO PER 3 PRESE PANEL FOR 3 SOCKET	 REF. 18.3006	 REF. RS3975
QUADRO PER 4 PRESE PANEL FOR 4 SOCKET	 REF. 18.3004	 REF. RS2381*
QUADRO PER 6 PRESE PANEL FOR6 SOCKET	 REF. 18.3002	 REF. RS3978
BASE MODULARE PER 3 PRESE MODULAR PLATE FOR 3 SOCKET	 REF. 18.3010	
BASE MODULARE PER 6 PRESE MODULAR PLATE FOR 6 SOCKET	 REF. 18.3011	

* 32A solo versione diritta.
32A only straight version.

	SERIE 14 SERIES 14 **IP54/IP67**	**SERIE 19** SERIES 19 **IP54/IP67**	**SERIE 16** SERIES 16 **IP54/IP67**	**SERIE 17** SERIES 17	**SERIE 15** SERIES 15
FONDO DA INCASSO FLUSH MOUNTING BOX	 REF. 3000		 REF. 16.3000		
FONDO DA PARETE WALL BOX	 REF. 3001	 REF. 19.3001	 REF. 16.3002		
QUADRO PER 1 PRESA PANEL FOR 1 SOCKET			 REF. 16.3007		
QUADRO PER 2 PRESE PANEL FOR 2 SOCKETS	 REF. RS23812	 REF. 18.3008	 REF. 16.3006 REF. 18.3016		
QUADRO PER 3 PRESE PANEL FOR 3 SOCKETS		 REF. 18.3009	 REF. 18.3015		
QUADRO PER 4 PRESE PANEL FOR 4 SOCKETS	 REF.18.3001 REF.18.3013				
BASE MODULARE PER 1 PRESA MODULAR PLATE FOR 1 SOCKET			 REF. 16.3004	 REF. 1001  REF. 1004	 REF. 1003  REF. 1005
BASE MODULARE PER 2 PRESE MODULAR PLATE FOR 2 SOCKETS	 REF. 18.3012		 REF. 16.3003	 REF. 1002  REF. 1010	
BASE MODULARE PER 3 PRESE MODULAR PLATE FOR 3 SOCKETS		 REF. RS3969			
ACCESSORI VARI ACCESSORIES	 REF. 18.2011	 REF. RS3918  REF. RS3907	 REF. 16.3008  REF. 16.3009  REF. 16.3010 REF. 16.3011	 REF. 1008 REF. 1009	 REF. 1006 REF. 1007

QUADRO VUOTO
EMPTY PANEL
IP65

REF. RS3927

6	Moduli	Modules
305x125x107mm	Dimensione	Size
2x Ø25-Ø32	Fori di ingresso	Entries



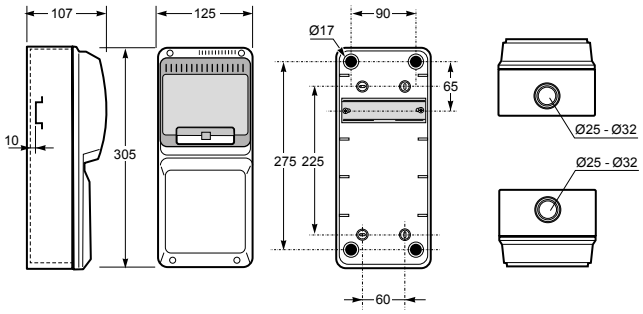

QUADRO VUOTO
EMPTY PANEL
IP65

REF. 18.3007

6	Moduli	Modules
495x125x107mm	Dimensione	Size
2x Ø20	Fori di ingresso	Entries



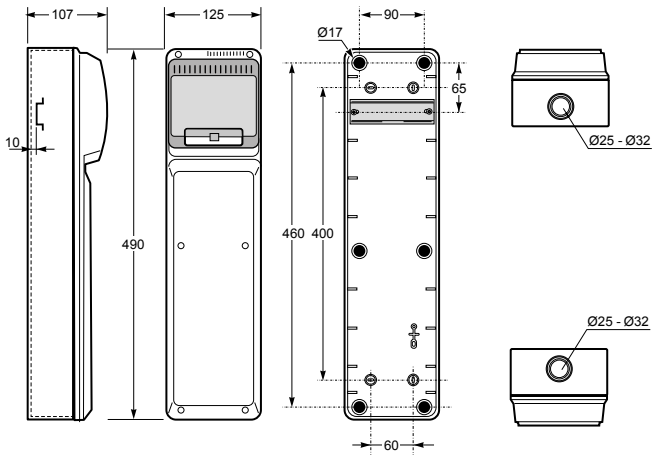

QUADRO VUOTO
EMPTY PANEL
IP65

REF. 18.3005

8	Moduli	Modules
506x230x150mm	Dimensione	Size
3x Ø40-Ø32 + 2x Ø25-Ø20 2x Ø25-Ø20 + 1x Ø40-Ø32	Fori di ingresso	Entries



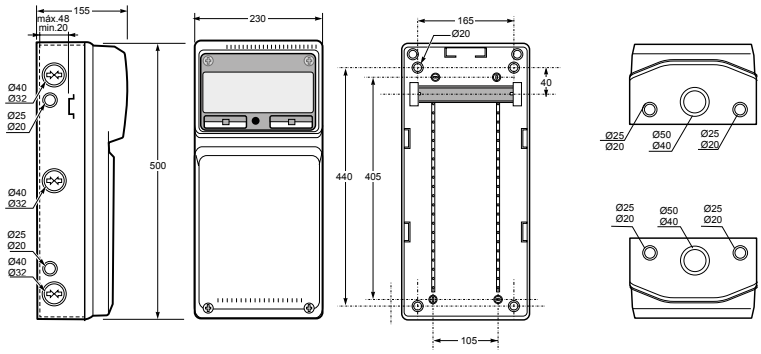

QUADRO VUOTO
EMPTY PANEL
IP65

REF. 18.3003

16	Moduli	Modules
506x330x150mm	Dimensione	Size
3x Ø40-Ø32 + 2x Ø25-Ø20 2x Ø40-Ø32 + 2x Ø25-Ø20 1x Ø50-Ø40	Fori di ingresso	Entries



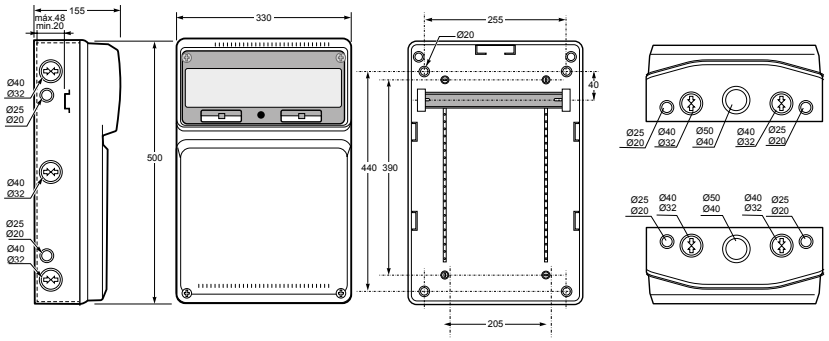

QUADRO VUOTO
EMPTY PANEL
IP65

REF. RS3977

32	Moduli	Modules
685x330x150mm	Dimensione	Size
3x Ø25-Ø20 + 4x Ø40-Ø32 2x Ø25-Ø20 + 2x Ø40-Ø32 1x Ø50-Ø40	Fori di ingresso	Entries



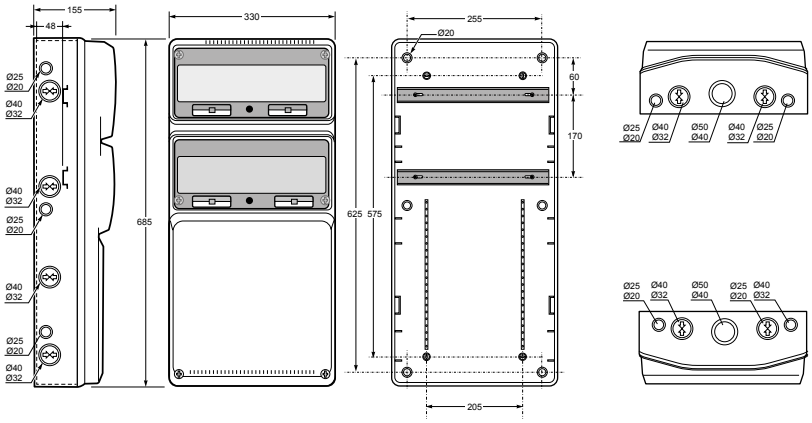

QUADRO VUOTO
EMPTY PANEL
IP65

REF. RS3957

9	Moduli	Modules
245x215x155mm	Dimensione	Size
-	Fori di ingresso	Entries



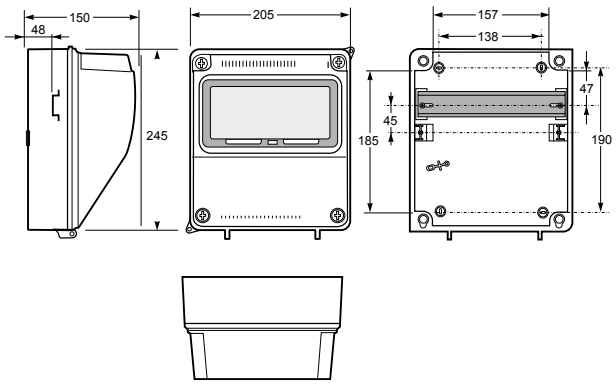

QUADRO VUOTO
EMPTY PANEL
IP65

REF. RS3958

9	Moduli	Modules
350x215x150mm	Dimensione	Size
-	Fori di ingresso	Entries



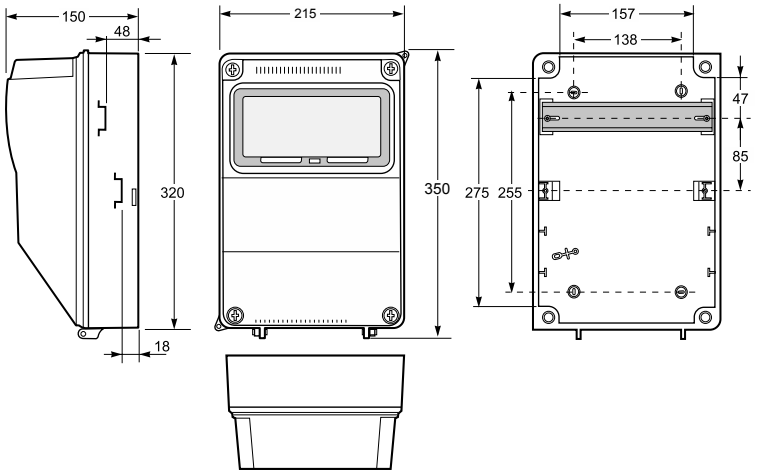

QUADRO VUOTO
EMPTY PANEL
IP65

REF. RS3959

12	Moduli	Modules
400x265x153mm	Dimensione	Size
-	Fori di ingresso	Entries



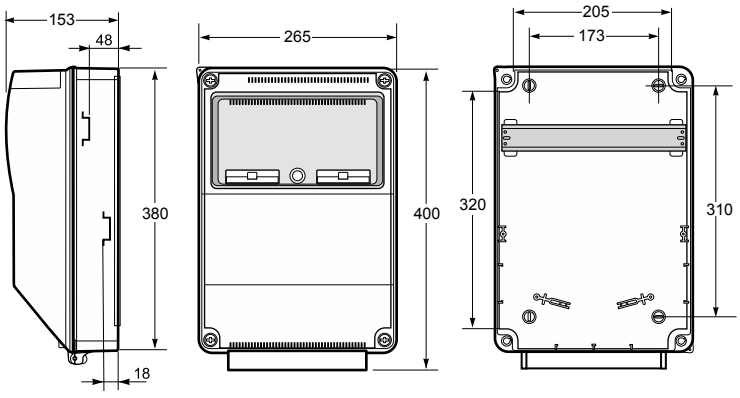

QUADRO VUOTO
EMPTY PANEL
IP65

REF. RS3974

16	Moduli	Modules
330x330x155mm	Dimensione	Size
4x Ø25 + 4x Ø40 + 2x Ø50	Fori di ingresso	Entries



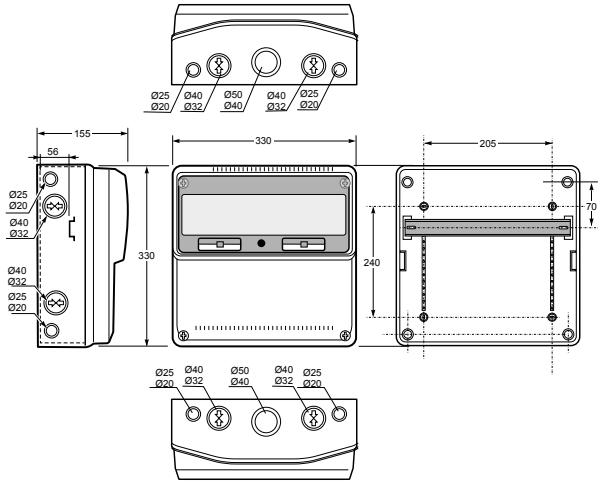

CE

QUADRO VUOTO
EMPTY PANEL
IP65

REF. RS23813

8+2	Moduli	Modules
210x470x105mm	Dimensione	Size
-	Fori di ingresso	Entries



CE

SCATOLE MODULARI ACCESSORIE
ACCESSORY
MODULAR BOXES
IP65

REF. RS3964

13	Moduli	Modules
175x300x155mm	Dimensione	Size
2 x Ø40-Ø32 + 2 x Ø25-Ø20 + 1 x Ø50-Ø40 **2 x Ø40-Ø32 + 2 x Ø25-Ø20** **2 x (1 x Ø40-Ø32 + 1 x Ø25-Ø20)**	Fori di ingresso	Entries



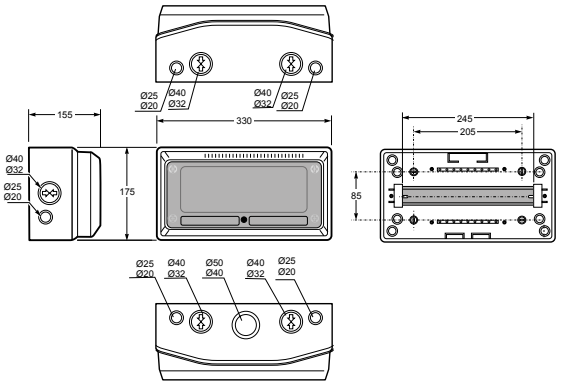

SCATOLE MODULARI ACCESORIE
ACCESSORY
MODULAR BOXES
IP65

REF. RS3955

180x330x130mm	Dimensione	Size
1x Ø40-Ø32 + 1x Ø25-Ø20 **2x Ø40-Ø32 + 2x Ø25-Ø20** **1x Ø50-Ø40 + 2x Ø40-Ø32** **2x Ø25-Ø20**	Fori di ingresso	Entries



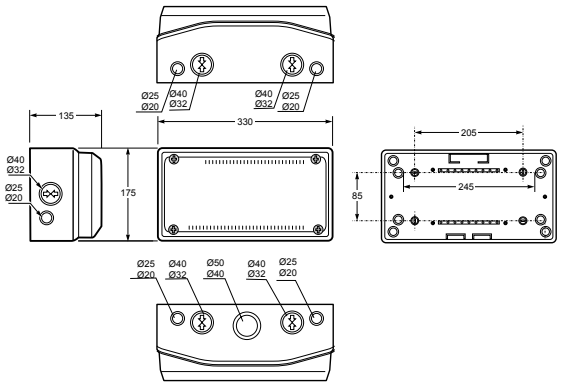

SCATOLE MODULARI ACCESSORIE
ACCESSORY
MODULAR BOXES
IP65

REF. RS3956

330x330x130mm	Dimensione	Size
2x Ø40-Ø32 + 2x Ø25-Ø20 **2x Ø40-Ø32 + 2x Ø25-Ø20** **1x Ø50-Ø40**	Fori di ingresso	Entries



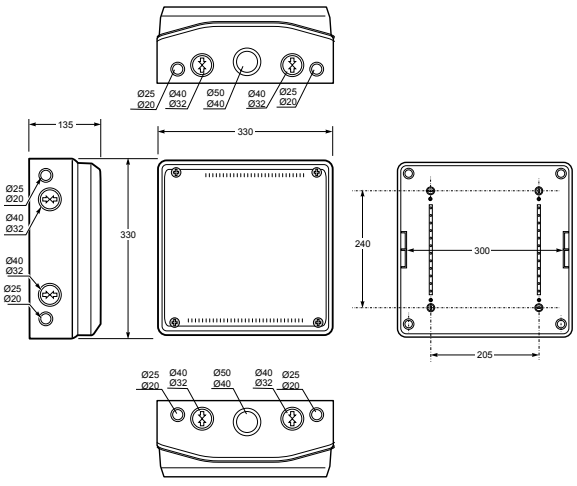

SCATOLE MODULARI ACCESSORIE
ACCESSORY
MODULAR BOXES
IP65

REF. RS3953

506x230x130mm	Dimensione	Size
3x Ø40-Ø32 + 2x Ø25-Ø20 **2x Ø25-Ø20 + 1x Ø40-Ø32**	Fori di ingresso	Entries



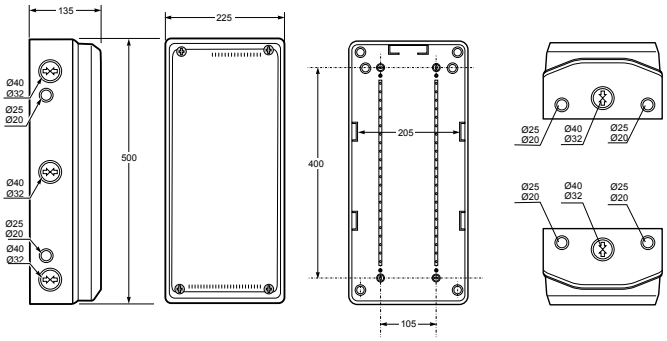

SCATOLE MODULARI ACCESORIE
ACCESSORY
MODULAR BOXES
IP65

REF. RS3954

506x330x130mm	Dimensione	Size
3x Ø40-Ø32 + 2x Ø25-Ø20 **2x Ø40-Ø32 + 2x Ø25-Ø20** **1x Ø50-Ø42**	Fori di ingresso	Entries



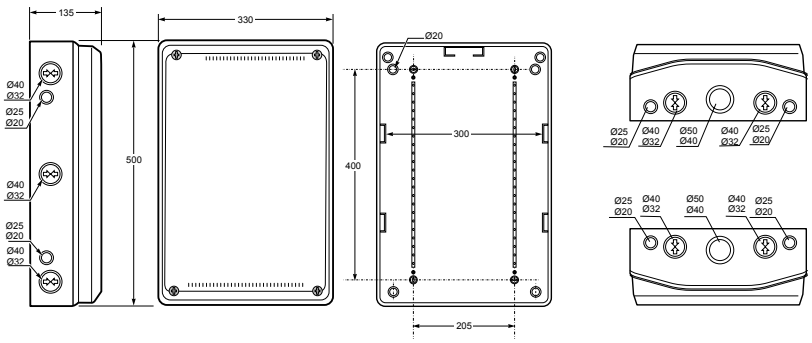

FLANGIA UNIVERSALE
UNIVERSAL FLANGE

PATENTED



REF. RS3902

Adatto per: | Suitable for:

16A | 32A - IP44 | IP67

Nuova tecnologia che permette il montaggio del 90% delle prese ad incasso presenti sul mercato.

Patented universal flange that allows the assembly of 90% of the panel sockets available in the market.



CE

DOPPIA FLANGIA UNIVERSALE
UNIVERSAL FLANGE FOR TWO SOCKETS



REF. RS3907

Adatto per: | Suitable for:

16A 250V - IP44 | IP67

Per passare da un foro per prese interbloccate **Serie 19** a uno per prese a incasso standard.

To turn from one hole for interlocked sockets **Series 19**, to two holes for standard panel sockets.

CE

FLANGIA CIECA
PLAIN FLANGE

REF. RS3901



REF. 18.2011

Per quadri con interbloccate **Serie 14.**

For panel with interlocked sockets **Series 14.**



CE V. Pag. 107 (Interbloccate S14)
See page 107 (Interlocket sockets S14)

DOPPIA FLANGIA CIECA
DOUBLE PLAIN FLANGE

REF. RS3918

Per quadri con interbloccate **Serie 19.**

For panel with interlocked sockets **Series 19.**



CE V. Pag. 111 (Interbloccate S19)
See page 111 (Interlocket sockets S19)

FLANGIA ADATTATORE PER PRESE SCHUKO
ADAPTING FLANGE FOR SCHUKO SOCKETS



REF. RS3905

Adatto per: | Suitable for:

83111, 82111, RS13960, RS13960-F

CE

PULSANTE D'EMERGENZA
EMERGENCY PUSH BUTTON



REF. RS3000
Contatto NO
NO Contact

REF. RS3001
Contatto NC
NC Contact

CE

CHIUSURA QUADRO
METAL LOCK FOR PANELS

REF. RS150039570

Adatto per: | Suitable for:

RS3957, RS3958



CE

TAPPI PER VITI
SCREW TAPS

REF. RS3911



CE

MANIGLIA PER QUADRI PORTATILI
HANDLE FOR PORTABLE PANELS

REF. RS3917



CE

CALOTTA CON FRUTTO SCHUKO
SCHUKO SOCKET WITH COVER

REF. 18.2012

Schuko bivalente P40
16A 2P+T 250 V

Italian schuko socket P40
16A 2P+T 250V



CE

SUPPORTO METALLICO
METAL FRAME

REF. RS150039980

Per quadri a pag: 159, 160, 161.

For pannels at page: 159, 160, 161.



V. Pag. 159 (Quadri ASC)
See page 159 (Panels ASC)

CE

SUPPORTO METALLICO
METAL FRAME

REF.	SERIE SERIES
3100Cav	3000
3102Cav	3000E



V. Pag. 165, 167, 169 (Serie1003000/300E/3000)
See page 165, 167, 169 (Series 1003000/3000E/3000)

CE



7
RICARICA PER VEICOLI ELETTRICI
EV CHARGER

RICARICA PER VEICOLI ELETTRICI
EV CHARGER
194

e-3lectricwallbox
Protection Box

e·3lectricwallbox

RICARICA PER VEICOLI ELETTRICI
EV CHARGER

Una nuova generazione di punti di ricarica per veicoli elettrici. Le auto elettriche rappresentano l'apice di una nuova era della tecnologia mondiale. Una rivoluzione dei concetti di mobilità ed ecologia. Grazie al team di ingegneria e sviluppo prodotto, Rosi ha deciso di entrare in questo settore con l'obiettivo di offrire una soluzione dinamica, essenziale e sicura per la ricarica dei veicoli elettrici.

e-3lectricwallbox è stata concepita per unire la tecnologia moderna con la praticità e 'immediatezza richieste dalla nostra routine quotidiana.

A new chargers generation. Electric cars represent the apex of a new era in world technology, a paradigm shift for the emergence of new concepts of mobility and ecology. Thanks to the engineering and product development team, Rosi entered this sector with the aim of offering a dynamic and highly safe solution for char-ging and refueling electric vehicles.

The **e-3lectricwallbox** was developed to marry modern technology with the agility and practicality that today's routine demands.







Mode 3	Tipo di ricarica	Charger mode
Type 2 acc. to IEC 62196-2	Tipo di presa	Connector type
230V / 400V AC (50Hz)	Tensione	Rated voltage
16A / 32A	A	Rated current
3,7kW I-pase, 7,2kW I-pase, 11kW III-pase, 22kW III-phase	Potenza	Rated power
-25°C / + 40°C	Temperatura di funzionamento	Operation temperature
IP54	Grado di protezione	IP Degree
IK08	Resistenza agli urti	Impact resistance
405x260x120mm	Dimensioni esterne	External dimensions
Tecnopolímero / Tecnopolymer	Materiale dell'involucro	Body material
650°C	Glow wire test	Glow wire test
Blanco / White	Colore	Colour
IEC 61851-1, IEC 61851-22, IEC 62196-1, IEC 62196-2, IEC 61439-7	Normativa	Regulation

4 VERSIONI:
3,7KW monofase
7,2KW monofase
11KW trifase
22KW trifase

4 POWER VERSIONS:
3,7KW I-PHASE 7,2KW I-PHASE
11KW III-PHASE 22KW III-PHASE

RICARICA MODALITA' 3 - PRESA TIPO 2

MODE 3 - TYPE 2 ELETRICAL CARS CHARGER

OPZIONE CON E SENZA CAVO DA 5M

OPTIONS WITH OR WITHOUT CHARGE CABLE OF 5M



CONNESSIONE TRAMITE BLUETOOTH

BLUETOOTH CONNECTION

PRESA SCHUKO

SCHUKO SOCKET

MECCANISMO DI PROTEZIONE PER EVITARE LA DISCONNESSIONE ACCIDENTALE

LOCKING MECHANISM TO PREVENT UNINTENTIONAL DISCONNECTION OF THE CONNECTOR

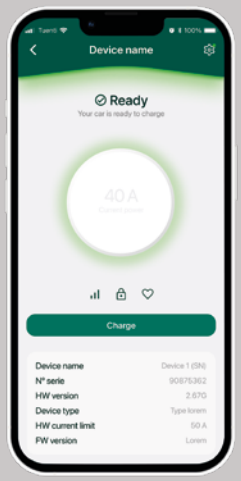

SCARICA LA APP / DOWNLOAD THE APP

Scarica la app per poter utilizzare e-3lectricwallbox

Download the e-3lectricwallbox app to use

E-3LECTRICWALLBOX
E-3LECTRICWALLBOX

La gamma dei punti di ricarica e-3lectricwallbox prevededue versioni: Basic e Advanced. Quest'ultima include il power management, un sistema di gestione dell'energia dove la tua casa ha sempre la priorità.

The e-3lectricwallbox range of chargers has two models: Basic and Advanced. The Advanced version differs by incorporating an energy management system where your home always has priority.







CARATTERISTICHE TECNICHE | TECHNICAL FEATURES	BASIC	ADVANCE
Rilevatore di fughe di corrente continua 6mA | Regulatory DC Leakage detector 6mA	✓	✓
Sensore di rilevamento di surriscaldamento | Overheating temperature sensor	✓	✓
Limitatore di corrente regolabile | Current limiter adjustable	✓	✓
Meccanismo di blocco | Locking mechanism	✓	✓
Monitoraggio della continuità della messa a terra Continuous monitoring of the continuity of the protective earthing conductor	✓	✓
Rilevazione della corrente nominale del cavo esterno Identification of the rated current of the external cord-set	✓	✓
Monitoraggio del dispositivo di commutazione | Monitoring of switching device	✓	✓
Power management | Power management		✓



Monitoraggio tramite APP
App monitoring



Facile da installare
Easy installation



Carica simultanea
Simultaneous charging

CENTRALINO DI PROTEZIONE
PROTECTION BOX
IP65

La gamma di centralini di protezione e-3lectric garantiscono ulteriore sicurezza al tuo impianto di ricarica e-3lectric. Conformi alle Normative ITC-BT-52, offrono protezione contro le sovratensioni permanenti o temporanee.

Facili da installare, dato che comprendono già tutti i necessari componenti, il loro grado di protezione IP65 li rende adatti anche alle installazioni esterne.

Protect the electrical installation of your e-3electricwallbox charger with our Protection Box. Compliant with ITC-BT-52 regulations, offering protection against permanent or transitory overvoltage. Easy to install, as it is supplied ready to use and with all the necessary components. In addition, its IP65 protection guarantees that it can be installed in the open.







DIFFERENZIALE TIPO A

TYPE A CIRCUIT BREAKER

PROTEZIONE DA SOVRATENSIONE TEMPORANEA O PERMANENTE

PROTECTION against transitory or permanent overvoltage





PRESA SCHUKO

UNDERNEATH SCHUKO

BASIC

REF.	PRESA OUTLET	POTENZA (KW) - FASI POWER (KW) PHASES	PRESA SCHUKO OPZIONALE EXTRA SCHUKO OPTION
96000	Presa Tipo 2 senza shutter	3,7 kW (1 P -16A)	
96100		7,2 kW (1 P -32A)	
96200	Socket-outlet Type 2 without shutters	11 kW (3 P -16A)	
96300		22 kW (3 P -32A)	
96020	Cavo da 5m + presa tipo 2	3,7 kW (1 P -16A)	
96120		7,2 kW (1 P -32A)	
96220	5m cable + connector Type 2	11 kW (3 P -16A)	
96320		22 kW (3 P -32A)	

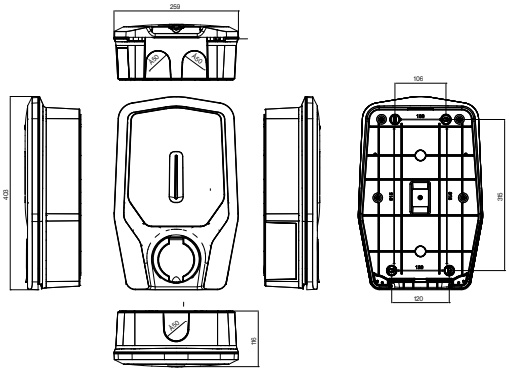

ADVANCED

REF.	PRESA OUTLET	POTENZA (KW) - FASI POWER (KW) PHASES	PRESA SCHUKO OPZIONALE EXTRA SCHUKO OPTION
97010	Presa Tipo 2 senza shutter	3,7 kW (1 P -16A)	
97110		7,2 kW (1 P -32A)	
97210		11 kW (3 P -16A)	
97310		22 kW (3 P -32A)	
97011	Socket-outlet Type 2 without shutters	3,7 kW (1 P -16A)	✓
97111		7,2 kW (1 P -32A)	✓
97211		11 kW (3 P -16A)	✓
97311		22 kW (3 P -32A)	✓
97020	Cavo da 5m + presa tipo 2	3,7 kW (1 P -16A)	
97120		7,2 kW (1 P -32A)	
97220		11 kW (3 P -16A)	
97320		22 kW (3 P -32A)	
97021	5m cable + connector Type 2	3,7 kW (1 P -16A)	✓
97121		7,2 kW (1 P -32A)	✓
97221		11 kW (3 P -16A)	✓
97321		22 kW (3 P -32A)	✓

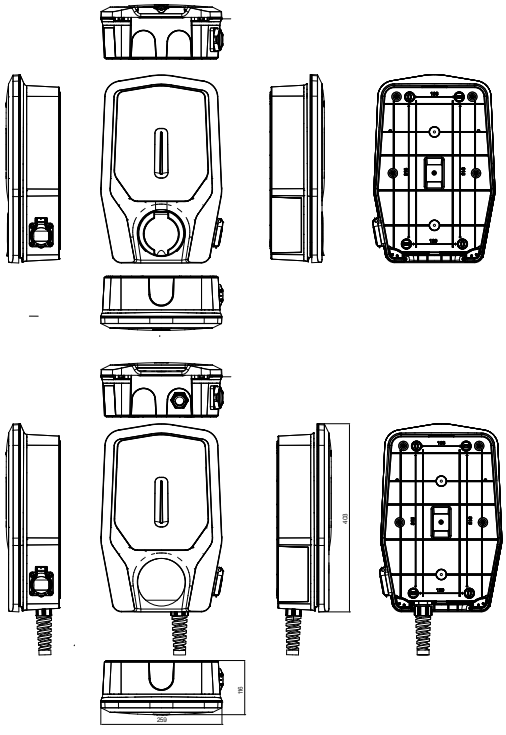

PROTECTION BOX

REF.	INTENSITY (A) INTENSITY (A)	POTENZA (KW) - FASI POWER (KW) PHASES
E3W12PB2P16M-S	2P - 16A	3,7 kW
E3W12PB2P32M-S	2P - 32A	7,4 kW
E3W12PB2P40M-S	2P - 40A	9,2 kW
E3W12PB2P63M-S	2P - 63A	14,5 kW
E3W12PB4P16T-S	4P - 16A	11 kW
E3W12PB4P32T-S	4P - 32A	22 kW
E3W12PB4P40T-S	4P - 40A	27,7 kW
E3W12PB4P63T-S	4P - 63A	43,5 kW

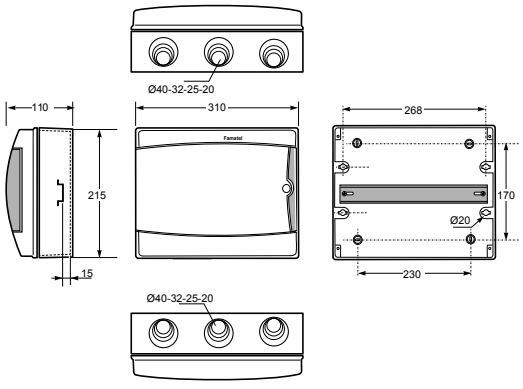

COLONNINA PORTA WALLBOX

WALLBOX PEDESTAL

REF. S-96000



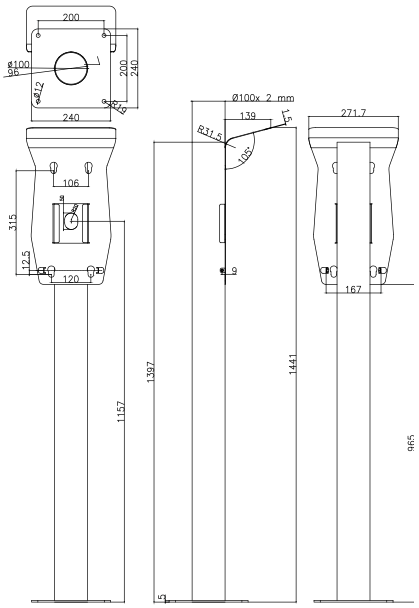







8
CENTRALINI
ENCLOSURES

CENTRALINI
ENCLOSURES
202

Centralini IP40
Enclosures IP40

Centralini IP65
Enclosures IP65

ARMADI IN POLIESTERE
POLYESTER ENCLOSURES
220

CONTENITORI TERMOPLASTICI
THERMOPLASTIC ENCLOSURES
224

CENTRALINI
ENCLOSURES

Una gamma completa di centralini per tutti gli utilizzi e gli ambienti. Possono essere predisposti in fase di installazione, ad incasso, o successivamente, con installazione esterna.

A complete range of enclosures for all uses and environments. They can be flush-mounted during the installation, or later, wall-mounted.

IP40

DA INCASSO
FLUSH MOUNTING



DA PARETE
WALL MOUNTING



IP65

DA PARETE 4/42 MODULI
WALL MOUNTING
4/42 MODULES



DA PARETE 18/72 MODULI
WALL MOUNTING
18/72 MODULES



E·3LECTRIC SOLARBOX



ACCESSORI
ACCESORIES




22F2
23F1
23F2







- Portamolulo estraible per facilitare l'installazione.
- Predisposizione per inserimento morsettiere.
- Prerotture per ingresso di tubi corrugati fino a 40mm.

- Removable DIN rail for an easy installation.
- Predisposition for terminal blocks mounting.
- Pre-scored entries for corrugate pipes up to 40mm.



Sistema di apertura e chiusura ergonomico.

Ergonomic opening/closing system.



Sistema di apertura ammortizzato dello sportello, anti-rotura. Aprobile più di 180°.

Cushioned and antibreaking opening door system. Opening by more than 180°.



Amplio spazio per il cablaggio.

Wide space for the wiring.



Placca frontale estraibile (a partire dalla versione 24 moduli).

Removable frontal plate (starting from 24 modules).

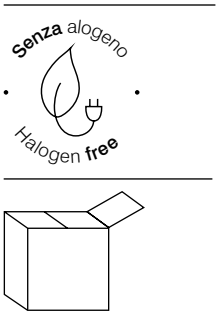

Pratico imballo monoconfezione per preservare il prodotto.

Practical single packaging to preserve the product.

ACCESSORI COMPLEMENTARI
ACCESSORIES

Non inclusi nella confezione ordinabili separatamente.

NOT INCLUDED
To be ordered separately.



SPTD-12
Morsetto 12 moduli
12 modules terminal

SPTD-18
Contatto neutro e terra 18 moduli
18 modules neutral and earth terminal

CE

Per la guida agli accessori, consultare pag. 209
For the accessorizes guideline, please check page. 209

CENTRALINI DA INCASSO
FLUSH MOUNTING ENCLOSURES
IP40

Colore: bianco RAL 9010
Porta trasparente fumè in policarbonato.

Colour: White RAL 9010
Polycarbonate transparent door.

REF.	MODULI MODULES	DIMENSIONE SIZE	BARRA DIN DIN RAIL	INFO	
RS15006	8	183x218,8x88,8mm	Plastica	-	1/20
RS15007	12	237x305x80mm	Plastica	-	1/12
RS15008	18	300x465x85mm	Metallo	-	1/10
RS15009	24 (12x2)	394x305x85mm	Metallo	Frontale estraibile	1/10
RS15010	36 (12x3)	544x305x87mm	Metallo	Frontale estraibile	1/10
RS15011	36 (18x2)	570x350x87mm	Metallo	Frontale estraibile	1/10
RS15012	54 (18x3)	680x465x95mm	Metallo	Frontale estraibile	1/4
RS15013	72 (18x4)	880x465x95mm	Metallo	Frontale estraibile	1/4

Senza alogeno
Halogen free


REF. RS15008


REF. RS15011


REF. RS15012


REF. RS15013

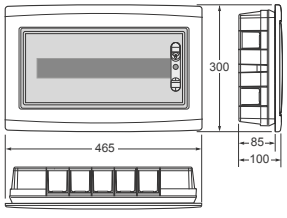

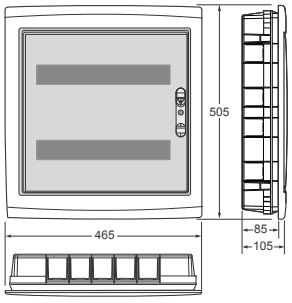

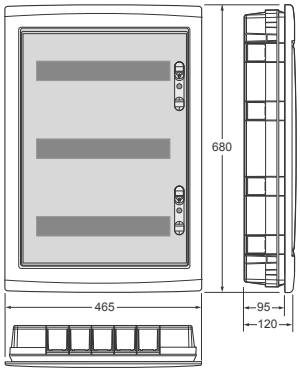

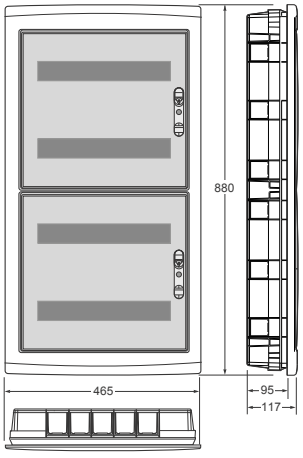

CE

CENTRALINI DA INCASSO
FLUSH MOUNTING ENCLOSURES
IP40

Colore: bianco RAL 9010.
Porta cieca in policarbonato.

Colour: White RAL 9010.
Polycarbonate white door.

Senza alogeno
Halogen free

REF.	MODULI MODULES	DIMENSIONE SIZE	BARRA DIN DIN RAIL	INFO	
RS15100	8	183x218,8x88,8mm	Plastica	-	1/20
RS15101	12	237x305x80mm	Plastica	-	1/12
RS15102	18	300x465x85mm	Metallo	-	1/10
RS15103	24 (12x2)	394x305x85mm	Metallo	Frontale estraibile	1/10
RS15104	36 (12x3)	544x305x87mm	Metallo	Frontale estraibile	1/10
RS15105	36 (18x2)	570x350x87mm	Metallo	Frontale estraibile	1/10
RS15106	54 (18x3)	680x465x95mm	Metallo	Frontale estraibile	1/4
RS15107	72 (18x4)	880x465x95mm	Metallo	Frontale estraibile	1/4


REF. RS15102


REF. RS15105


REF. RS15106


REF. RS15107

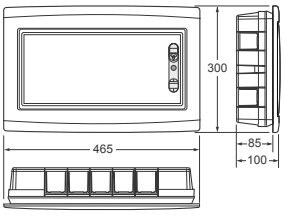

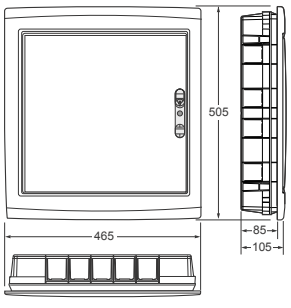

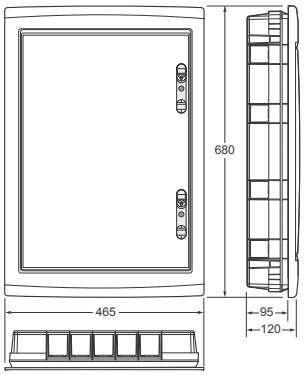

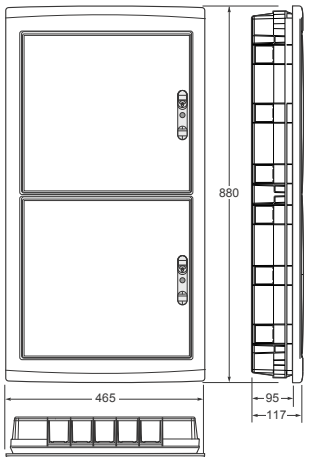

CE

CENTRALINI DA PARETE
WALL ENCLOSURES
IP40

Colore: bianco RAL 9010.
Porta trasparente fumè in policarbonato.

Colour: White RAL 9010.
Polycarbonate transparent door.

REF.	MODULI MODULES	DIMENSIONE SIZE	BARRA DIN DIN RAIL	INFO	
RS14100	5	180x148x95mm	Plastica	-	1/20
RS14101	8	190x239x92mm	Plastica	-	1/12
RS14102	12	260x324x89mm	Metallo	-	1/10
RS14103	24 (12x2)	418x324x106mm	Metallo	Frontale estraibile	1/10
RS14104	36 (12x3)	570x328x97mm	Metallo	Frontale estraibile	1/10
RS14105	36 (18x2)	570x465x87mm	Metallo	Frontale estraibile	1/10
RS14106	54 (18x3)	680x465x95mm	Metallo	Frontale estraibile	1/4
RS14107	72 (18x4)	878x465x115mm	Metallo	Frontale estraibile	1/4



REF. RS14102



REF. RS14105



REF. RS14106



REF. RS14107

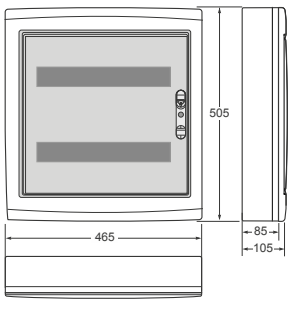

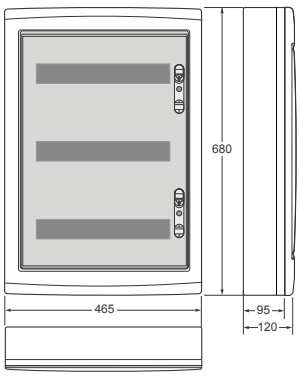

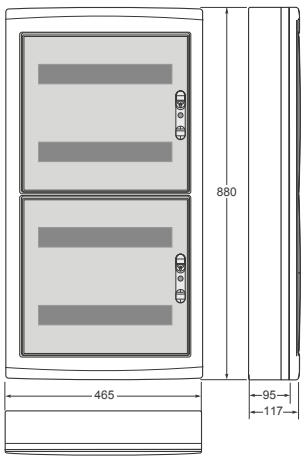

CE

CENTRALINI DA PARETE
WALL ENCLOSURES
IP40

Colore: Grigio RAL 7035
Senza sportello.

Colour: Gray RAL 7035
No doors.



REF.	MODULI MODULES	DIMENSIONE SIZE	
RS14050	2	45x130x85mm	5/144



REF.	MODULI MODULES	DIMENSIONE SIZE	
RS14051	4	140x155x85mm	5/72

CE

Gli accessori non sono inclusi nella confezione dei centralini e sono da ordinare.

These accessories are not included in the enclosures and should be ordered separately.

SPTD-12



SPTD-18



REF.	ACCESSORIO ACCESSORY	DESCRIZIONE DESCRIPTION		
RS15006	SPTD-12	2x16 + 7x10	Morsetto 12 moduli 12 modules terminal	1
RS15007	SPTD-12	2x16 + 7x10	Morsetto 12 moduli 12 modules terminal	1
RS15008	SPTD-18	5x16 + 14x10	Contatto neutro e terra 18 moduli 18 modules neutral and earth terminal.	1
RS15009	SPTD-12	2x16 + 7x10	Morsetto 12 moduli 12 modules terminal	1
RS15010	SPTD-12	2x16 + 7x10	Morsetto 12 moduli 12 modules terminal	1
RS15011	SPTD-18	5x16 + 14x10	Contatto neutro e terra 18 moduli 18 modules neutral and earth terminal.	2
RS15012	SPTD-18	5x16 + 14x10	Contatto neutro e terra 18 moduli 18 modules neutral and earth terminal.	2
RS15013	SPTD-18	5x16 + 14x10	Contatto neutro e terra 18 moduli 18 modules neutral and earth terminal.	2
RS15100	SPTD-12	2x16 + 7x10	Morsetto 12 moduli 12 modules terminal	1
RS15101	SPTD-12	2x16 + 7x10	Morsetto 12 moduli 12 modules terminal	1
RS15102	SPTD-18	5x16 + 14x10	Contatto neutro e terra 18 moduli 18 modules neutral and earth terminal.	1
RS15103	SPTD-12	2x16 + 7x10	Morsetto 12 moduli 12 modules terminal	1
RS15104	SPTD-12	2x16 + 7x10	Morsetto 12 moduli 12 modules terminal	1
RS15105	SPTD-18	5x16 + 14x10	Contatto neutro e terra 18 moduli 18 modules neutral and earth terminal.	2
RS15106	SPTD-18	5x16 + 14x10	Contatto neutro e terra 18 moduli 18 modules neutral and earth terminal.	2
RS15107	SPTD-18	5x16 + 14x10	Contatto neutro e terra 18 moduli 18 modules neutral and earth terminal.	2
RS14100	SPTD-12	2x16 + 7x10	Morsetto 12 moduli 12 modules terminal	1
RS14101	SPTD-12	2x16 + 7x10	Morsetto 12 moduli 12 modules terminal	1
RS14102	SPTD-18	5x16 + 14x10	Contatto neutro e terra 18 moduli 18 modules neutral and earth terminal.	1
RS14103	SPTD-12	2x16 + 7x10	Morsetto 12 moduli 12 modules terminal	1
RS14104	SPTD-12	2x16 + 7x10	Morsetto 12 moduli 12 modules terminal	1
RS14105	SPTD-18	5x16 + 14x10	Contatto neutro e terra 18 moduli 18 modules neutral and earth terminal.	2
RS14106	SPTD-18	5x16 + 14x10	Contatto neutro e terra 18 moduli 18 modules neutral and earth terminal.	2
RS14107	SPTD-18	5x16 + 14x10	Contatto neutro e terra 18 moduli 18 modules neutral and earth terminal.	2

CE

CENTRALINI DA PARETE
WALL ENCLOSURES
IP65

Senza alogeno
Halogen free



4 - 42	Moduli	Modules
IK8	Resistenza all'impatto	Impact resistance
-25°C +85°C	Stabilità dimensionale, range	Dimensional stability
650°C	Resistenza filo incandescente	Glow wire test resistance
CEI EN 61439-1 **CEI EN 60439-3** **CEI EN 62208**	Norme di riferimento	Reference Standards

Standard: senza accessori.
Per accessori: v. pag. 214-215.

Standard item: accessories not provided.
For further information on accessories: page 214-215.



PREFORI che agevolano l'ingresso del cavo.
PRE-DRILLED
cable entries.

CONTATTI NEUTRO E TERRA OPZIONALI
OPTIONAL TERMINALS



AMPIO SPAZIO per il cablaggio.
WIDE SPACE
for the wiring.



VITI DI CHIUSURA 1/4 di giro.
SEALABLE
1/4 turn screw.

TAPPI COPRI VITI
SCREW COVERS



CHIUSURA METALLICA opzionale.
Optional METAL LOCK.



SISTEMA ERGONOMICO per facilitare l'apertura e la chiusura del centralino.
ERGONOMIC OPENING/CLOSING SYSTEM.

CENTRALINI DA PARETE
WALL ENCLOSURES
IP65

REF.	MODULI MODULES	DIMENSIONE SIZE	
RS3902-T	4	170x100x105mm	1/30



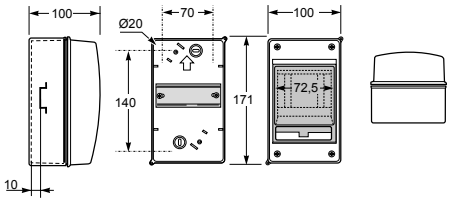

CENTRALINI DA PARETE
WALL ENCLOSURES
IP65

REF.	MODULI MODULES	DIMENSIONE SIZE	
RS3904-T	4	217x141x105mm	1/32



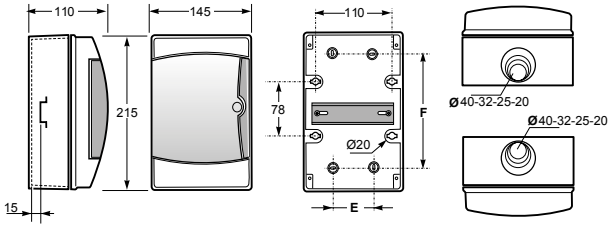

CENTRALINI DA PARETE
WALL ENCLOSURES
IP65

REF.	MODULI MODULES	DIMENSIONE SIZE	
RS3908-T	8	217x235x105mm	1/16



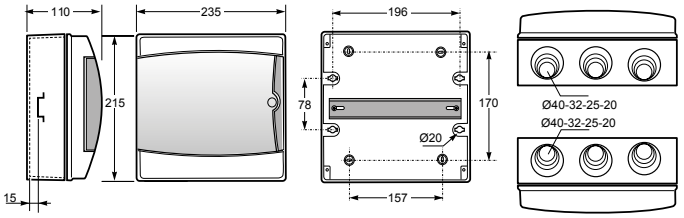

CENTRALINI DA PARETE
WALL ENCLOSURES
IP65

REF.	MODULI MODULES	DIMENSIONE SIZE	
RS3912-T	12	170x100x105mm	1/12



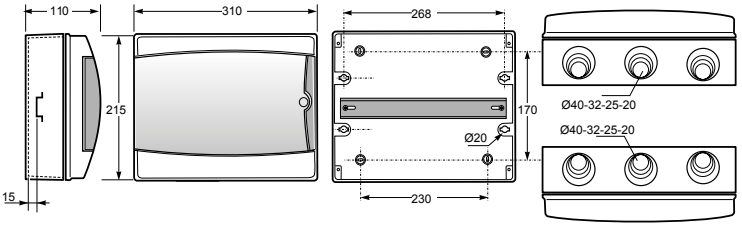

CENTRALINI DA PARETE
WALL ENCLOSURES
IP65

REF.	MODULI MODULES	DIMENSIONE SIZE	
RS3918-T	18	410x310x150mm	1/5



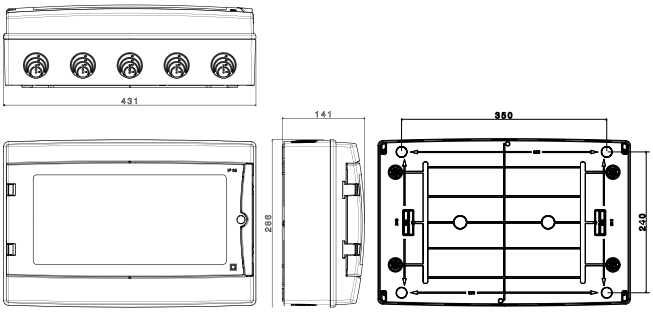

CENTRALINI DA PARETE
WALL ENCLOSURES
IP65

REF.	MODULI MODULES	DIMENSIONE SIZE	
RS3926-T	26	410x310x150mm	1/5



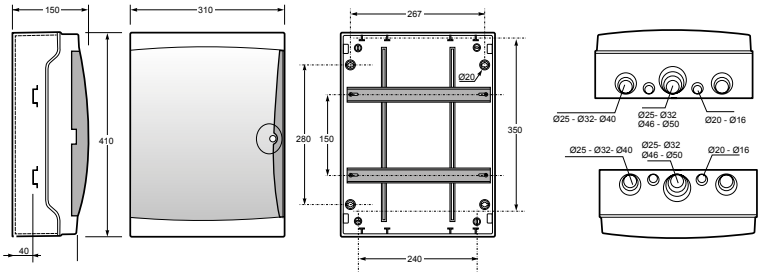

CENTRALINI DA PARETE
WALL ENCLOSURES
IP65

REF.	MODULI MODULES	DIMENSIONE SIZE	
RS3942-T	42	563x326x150mm	1/4



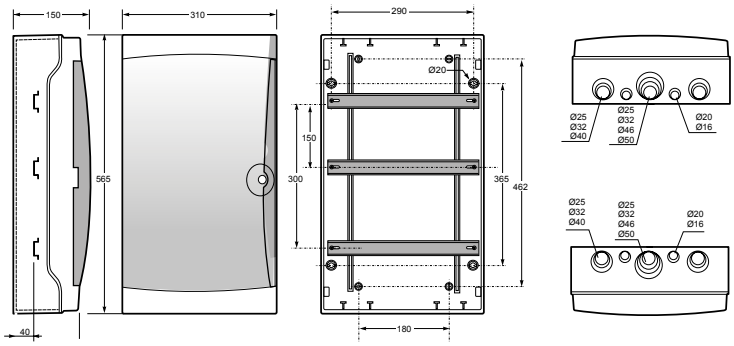

Accessori per gamma IP65 da 4 a 42 moduli:

Accessories for enclosures IP65 from 4 to 42 modules:

RS3904-T RS3904-T RS3908-T RS3912-T RS3926-T RS3942-T

CONTATTO
NEUTRO E TERRA
TERMINAL BAR

REF. RG-04

2x16mm² + 4x10mm²



CE

CONTATTO
NEUTRO E TERRA
TERMINAL BAR

REF. RG-12

2x16mm² + 12x10mm²



CE

SOPORTE REGLETAS
+ REGLETA
TERMINAL BAR
SUPPORT
+ TERMINAL BAR

REF. SPTC-4

2x16mm² + 4x10mm²



CE

SOPORTE REGLETAS
+ REGLETA
TERMINAL BAR
SUPPORT
+ TERMINAL BAR

REF. SPTA-12

2x16mm² + 12x10mm²



CE

CHIUSURA
METALLICA
METAL LOCK

REF. RS3900



CE

Gli articoli già accessoriati sono composti come segue:

Items already equipped with terminals are composed as follows:

RS3902-T + ACCESSORI = RS3902-TTB

REF.				**ACCESORI** | ACCESORIES		
RS3902-TTB	=	 RS3902-T	+	 RG-04	+	 RG-04
RS3904-TTB	=	 RS3904-T	+	 SPTC-4		
RS3908-TTB	=	 RS3908-T	+	 SPTA-12	+	 RG-12
RS3912-TTB	=	 RS3912-T	+	 SPTA-12	+	 RG-12
RS3918-TTB	=	 RS3918-T	+	 SPTA-12	+	 RG-12
RS3926-TTB	=	 RS3926-T	+	 **x2** SPTA-12	+	 **x2** RG-12
RS3942-TTB	=	 RS3942-TT	+	 **x3** SPTA-12	+	 **x3** RG-12

CENTRALINI DA PARETE
WALL ENCLOSURES
IP65

Senza alogeno
Halogen free



18 - 72	Moduli	Modules
IK8	Resistenza all'impatto	Impact resistance
-25°C +85°C	Stabilità dimensionale, range	Dimensional stability
650°C	Resistenza filo incandescente	Glow wire test resistance
CEI EN 61439-1 **CEI EN 60439-3** **CEI EN 62208**	Norme di riferimento	Reference Standards



Membrana bi-materiale che permette una facile installazione dei tubi metrici, garantendo un grado di protezione IP65.

Bi-injection cable entry membrane that allows the installation of metric tubes and at the same time guarantee the IP65 protection.



Membrana bi-materiale disposta nei prefori, per installare passacavi.

Pre-drilled bi-injectio membrane for the fixation of cable glands.



Membrana bi-materiale che consente l'installazione diretta dei cavi, preservando un grado di protezione IP65.

Bi-injection membrane for a direct cable entry without the need to cut or drilled it guaranteing an IP65 protection degree.



Tappi coprivite per garantire il grado IP65.

Screw taps to guarantee the IP65 protection degree.



Ampio spazio per il cablaggio.

Wide space for the cabling.



Frontale e porta moduli estraibile per una facile e rapida installazione.

Front side removable for a fast and easy installation.



Possibilità di installare una serratura metallica.

Posibility of adapting a metal lock.



Facilitá nell'apertura dello sportello.

Easy door opening system.

CENTRALINI DA PARETE
WALL ENCLOSURES
IP65

Include 1 barra DIN.

REF.	MODULI MODULES	DIMENSIONE SIZE	
RS39018	18	289x432x160mm	1



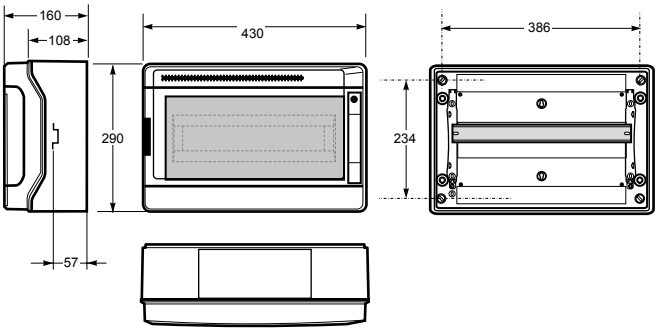

CENTRALINI DA PARETE
WALL ENCLOSURES
IP65

Include 1 barra DIN.

REF.	MODULI MODULES	DIMENSIONE SIZE	
RS39036	2x18	464x432x160mm	1



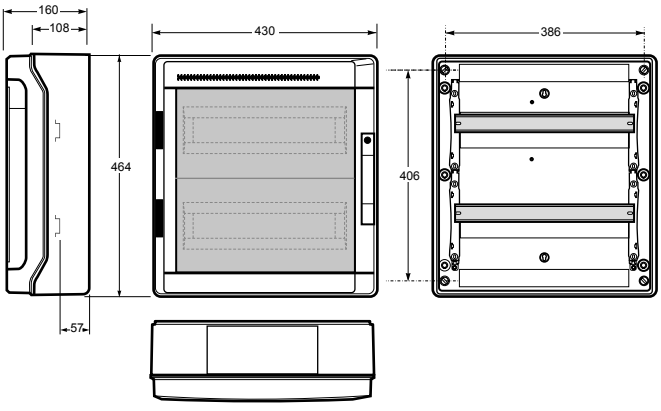

CENTRALINI DA PARETE
WALL ENCLOSURES
IP65

Include 2 barre DIN.

REF.	MODULI MODULES	DIMENSIONE SIZE	
RS39054	3x18	639x432x160mm	1



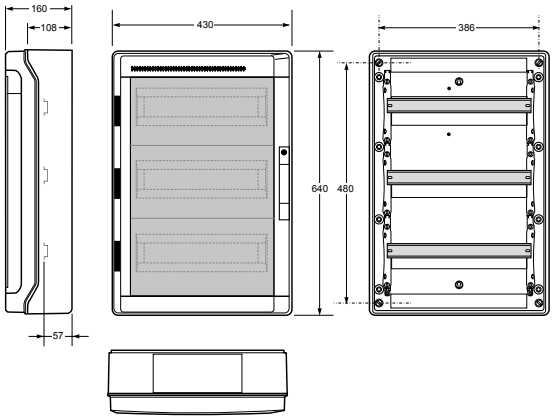

CENTRALINI DA PARETE
WALL ENCLOSURES
IP65

Include 3 barre DIN.

REF.	MODULI MODULES	DIMENSIONE SIZE	
RS39072	4x18	879x432x160mm	1



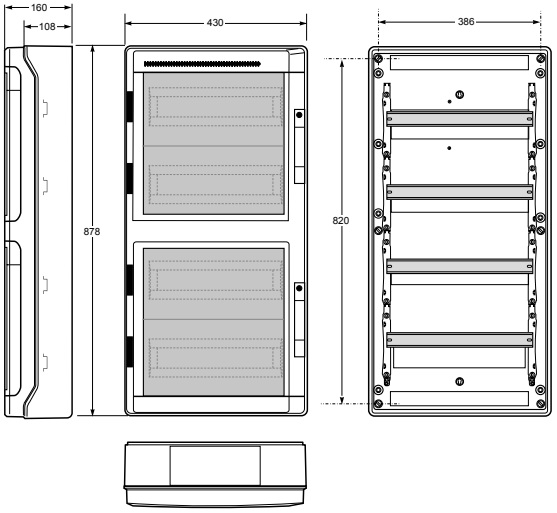

SERIE STONE
ARMADI A MURO IN POLIESTERE
POLYESTER WALL MOUNTED ENCLOSURES



La fabbricazione degli armadi a muro in poliestere prevede un processo di stampaggio mediante pressatura a caldo sia per le porte che per le basi. Le porte sono dotate di guarnizioni in poliuretano che garantiscono un fissaggio resistente e mantengono la loro forma nel tempo. Il processo di meccanizzazione automatica CNC delle nostre strutture assicura risultati eccellenti per tagli e forature su armadi e pannelli. Grazie alla rotazione della testa a 360°, i risultati sono impeccabili.

The manufacture of the polyester wall enclosures goes through a hot-pressed moulding process for both the doors and the bases.

The doors have polyurethane seals seals guaranteeing a strong joint mantaining its shape over time.

The automatic CNC machining process at our facilities guaranteeing both cutting and drilling results in enclosures and plates. Thanks to the 360° rotation of the head, results are just perfect.

CARATTERISTICHE GENERALI
GENERAL FEATURES

IP66 nella versione cieca e IP65 nella versione con porta trasparente.

IP66 for the blind version and IP65 for the transparent door version.

IK10 nella versione cieca e IK08 nella versione con porta trasparente.

IK10 for the blind version and IK08 for the transparent door version.

Soluzione per industria e infrastrutture in ambienti corrosivi

Solution for industry and infrastructure in corrosive environments

Cerniere reversibili

Reversible hinges





Cornici per il fissaggio del perno di supporto del pannello

Mouldings for fixing the plate fixing bolt

Sistema di chiusura con nucleo e perno in metallo

Metal core and pin locking system

Ampia gamma di accessori e kit di montaggio

Wide range of accessories and mounting kits

- ✓ Resistenza alla corrosione
- ✓ Durabilità e longevità
- ✓ Leggerezza e facilità di maneggio
- ✓ Isolamento e protezione
- ✓ Versatilità di applicazione
- ✓ Estetica e basso costo di manutenzione

- ✓ Corrosion resistance
- ✓ Durability and longevity
- ✓ Lightweight and ease of handling
- ✓ Insulation and protection
- ✓ Versatility of application
- ✓ Aesthetics and low maintenance

AMPIA GAMMA / WIDE RANGE



REF. RS49123



REF. RS49134



REF. RS49134-T



REF. RS49145



REF. RS49145-T



REF. RS49146



REF. RS49146-T



REF. RS49157



REF. RS49157-T



REF. RS49168



REF. RS49168-T



REF. RS49168-3P



REF. RS49168-3P-T



REF. RS49186

	Dimensioni esterne External dimensions			**Riferimenti armadi a muro con porta** References wall mounted enclosures with door	
Taglia Size	**Altezza** Height (mm)	**Larghezza** Width(mm)	**Profondità** Depth(mm)	**Cieco**[(1)(3)] Blind[(1)(3)]	**Trasparente**[(1)(3)] Transparent[(1)(3)]
1	308	265	150	RS49123	-
2	408	330	200	RS49134	RS49134-T
3	500	430	200	RS49145	RS49145-T
4	600	430	250	RS49146	RS49146-T
5	700	530	250	RS49157	RS49157-T
6	800	640	300	RS49168	RS49168-T
6	800	640	300	RS49168-3P [(2)]	RS49168-T-3P [(2)]
-	590	790	300	RS49186	-

(1) I modelli standard di armadi a muro in poliestere includono una serratura standard a doppia barra da 3 mmØ con chiave PA.
(2) I modelli -3P degli armadi in poliestere includono una serratura a 3 punti.
(3) Per la versione con chiusura triangolare da 8 mm aggiungere alla fine del codice -C8, esempio RS49123-C8.
(1) Standard models of polyester wall mounted enclosures include standard 3 mmØ PA double bar lock with key.
(2) -3P models of polyester enclosures include 3-point locking.
(3) For the version with an 8 mm triangular fastener, add -C8 to the end of the code, e.g. RS9123-C8.

KIT PORTA INTERMEDIA
INTERMEDIATE DOOR KIT



A

KIT ELEVATORE DI PIASTRA
KIT PLATE LIFTER



B

KIT BINARIO DIN
DIN RAIL KIT



C

KIT FISSAGGIO A PALO
POLE MOUNTING KIT



D

PIASTRA DI FONDO IN POLIESTERE
POLYESTER BACK PLATE



F

PIASTRA DI FONDO GALVANIZZATA
GALVANIZED BACK PLATE



G

STAFFE DI FISSAGGIO A PARETE
WALL MOUNTING BRACKET



E

KIT ANTIVANDALISMO
ANTIVANDALISM KIT



H

SERRATURA CON CHIAVE
METAL LOCK WITH KEY



I

Riferimenti armadi a muro con porta / References wall mounted enclosures with door			**Accessori** / Accessories						**Piastre di montaggio** / Interior kits and mounting			
			A	B	C		D	E	F	G	H	I
Taglia Size	**Cieco** [1] Blind [1]	**Trasparente** [1] Transparent [1]	**KIT Porta Intermedia** Intermediate door KIT	**KIT Elevatore di piastra** Plate lifter KIT	**KIT Binario DIN** DIN Rail KIT	**Moduli** Modules	**KIT Fissaggio a palo** KIT Pole mounting	**KIT Fissaggio a parete** KIT Wall mounting	**Piastra di fondo in poliestere** Polyester back plate	**Piastra di fondo galvanizzata** Galvanized back plate	**KIT Antivandalismo** Antivandalism KIT	**Serratura con chiave** Metal lock with key
1	RS49123	-	-	-	-	-	RSSP-49123		RSPP-49123	RSPL-49123		RSLK-49123
2	RS49134	RS49134-T	RSI-49134	RSE-49134	RSKC-49134	3 x 12	RSSP-49134		RSPP-49134	RSPL-49134	RSAV-49123	RSLK-49123
3	RS49145	RS49145-T	RSI-49145	RSE-49134	RSKC-49145	3 x 16	RSSP-49145	RSFP-49123	RSPP-49145	RSPL-49145		RSLK-49123
4	RS49146	RS49146-T	RSI-49146	RSE-49146	RSKC-49146	4 x 16	RSSP-49145		RSPP-49146	RSPL-49146		RSLK-49123
5	RS49157	RS49157-T	RSI-49157	RSE-49146	RSKC-49157	4 x 22	RSSP-49157		RSPP-49157	RSPL-49157		RSLK-49123
6	RS49168	RS49168-T	RSI-49168	-	RSKC-49168	4 x 24	RSSP-49168		RSPP-49168	RSPL-49168	RSAV-49146	RSLK-49123
6	RS49168-3P[2]	RS49168-T-3P[2]	RSI-49168	-	RSKC-49168	4 x 24	RSSP-49168	RSFP-49168	RSPP-49168	RSPL-49168		RSLK-49123
-	RS49186	-	-	-	--	-	RSSP-49186		RSPP-49186	RSPL-49186		RSLK-49123

CONTENITORI TERMOPLASTICI
THERMOPLASTIC ENCLOSURES
IP65

Senza alogeno
Halogen free

Thermoplastic	Caratteristica materiale	Material
IK8	Resistenza all'impatto	Impact resistance
650°C	Resistenza filo incandescente	Glow wire test resistance
CEI EN 61439-1 **CEI EN 60439-3** **CEI EN 62208**	Norme di riferimento	Reference Standards





ACCESSORI DI FISSAGGIO
che garantiscono la protezione IP65.
WALL FIXING ACCESSORIES guaranteeing IP65 protection degree.



CERNIERE RINFORZATE
con perni metallici.
REINFORCED HINGES



CHIAVE A 1/4 DI GIRO.
possibilità di aggiungere chiusura metallica.
1/4 TURN PLASTIC KEY



SISTEMI DI ALLARME
ALARM SYSTEMS



INDUSTRIA ALIMENTARE
FOOD INDUSTRY



AGRICOLTURA
FARMLAND

CONTENITORE
ENCLOSURE
IP65

REF. RS39123

280x210x130mm

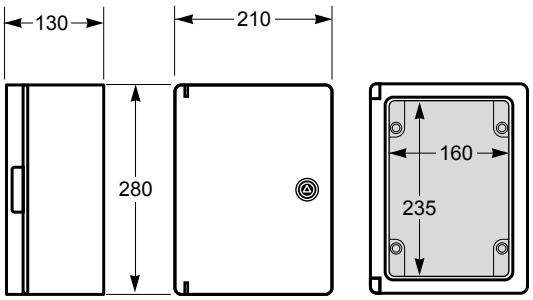



CE

Per la guida agli accessori, consultare pag. 228
Accessories guide on page 216

NON INCLUSO
NOT INCLUDED


REF. RS39122


REF. RS39001


REF. RS39119

CONTENITORE
ENCLOSURE
IP65

REF. RS39134

400x300x165mm

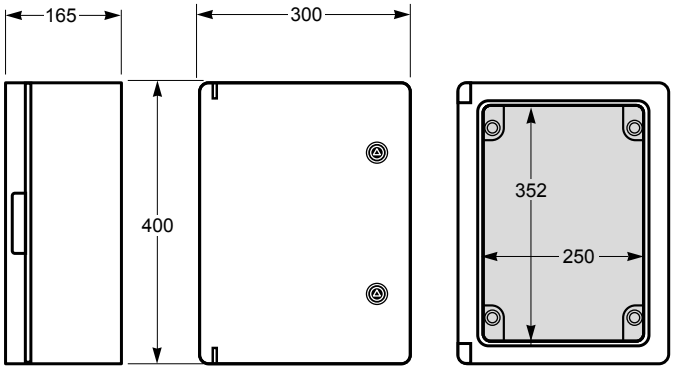



CE

Per la guida agli accessori, consultare pag. 228
Accessories guide on page 216

NON INCLUSO
NOT INCLUDED


REF. RS39122


REF. RS39002


REF. RS39119

CONTENITORE
ENCLOSURE
IP65

REF. RS39145

500x400x175mm

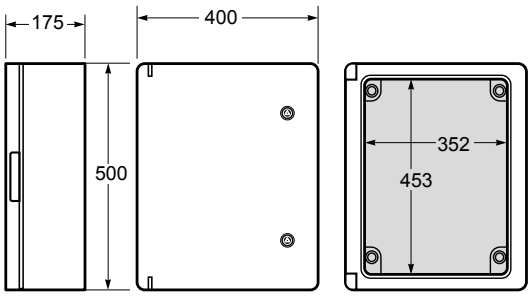



CE

Per la guida agli accessori, consultare pag. 228
Accessories guide on page 216

NON INCLUSO
NOT INCLUDED


REF. RS39122


REF. RS39003

INCLUSO
INCLUDED


REF. RS39119

CONTENITORE
ENCLOSURE
IP65

REF. RS39146

600x400x200mm

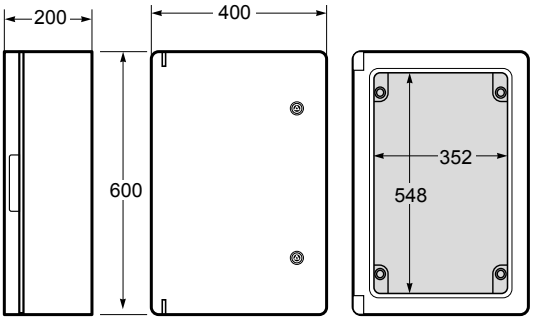



CE

Per la guida agli accessori, consultare pag. 228
Accessories guide on page 216

NON INCLUSO
NOT INCLUDED


REF. RS39120


REF. RS39000

INCLUSO
INCLUDED


REF. RS39119

CONTENITORE
ENCLOSURE
IP65

REF. RS39157

700x500x245mm

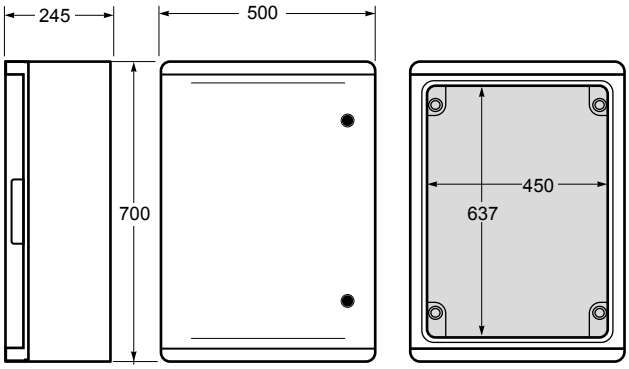



CE

Per la guida agli accessori, consultare pag. 228
Accessories guide on page 216

NON INCLUSO
NOT INCLUDED


REF. RS39120


REF. RS39004

INCLUSO
INCLUDED


REF. RS39119

CONTENITORE
ENCLOSURE
IP65

REF. RS39168

800x600x260mm

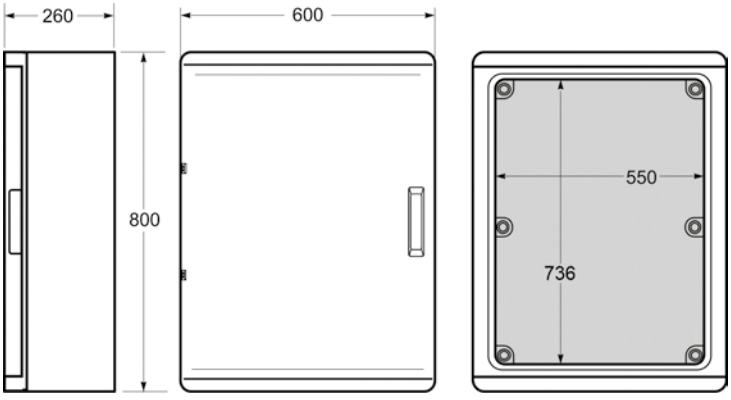



CE

Per la guida agli accessori, consultare pag. 228
Accessories guide on page 216

NON INCLUSO
NOT INCLUDED


REF. RS39120


REF. RS39005

INCLUSO
INCLUDED


REF. RS39119

BARRA DIN
DIN RAIL

REF.	MODULI MODULES	ADATTO PER SUITABLE FOR	DIMENSIONI | SIZE		
			A	B	C
I-39123	7	RS39123	169	244	18
I-39134	22 (2x11)	RS39134	260	363	18
I-39145	51 (3x17)	RS39145	350	460	18
I-39146	64 (4x17)	RS39146	342	543	170
I-39157	88 (4x22)	RS39157	446	627	215
I-39168	100 (4x25)	RS39168	520	705	72



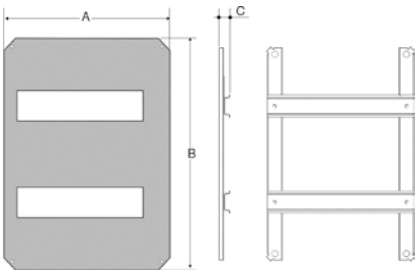



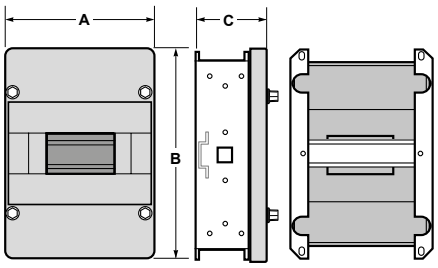

CE

PLACCA POLIESTERE
POLYESTER PLATE

REF.	ADATTO PER SUITABLE FOR	DIMENSIONI | SIZE		
		A	B	C
PL-39123	RS39123	162	237	4
PL-39134	RS39134	253	356	4
PL-39145	RS39145	344	448	4
PL-39146	RS39146	342	543	4
PL-39157	RS39157	446	627	4
PL-39168	RS39168	543	726	4



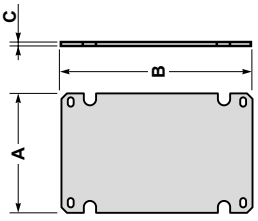

CE

SERRATURA
LOCKING ACCESSORY

REF. 39120

Completo di chiave

Key included

Adatto per: | Suitable for:

RS39146, RS39157, RS39168



CE

SERRATURA
LOCKING ACCESSORY

REF. RS39122

Completo di chiave

Key included

Adatto per: | Suitable for:

RS39123, RS39134, RS39145



CE

ACCESSORIO DI FISSAGGIO A PALO
ACCESSORIO DI FISSAGGIO A PALO



REF.	ADATTO PER SUITABLE FOR
RS39001	RS39123
RS39002	RS39134
RS39003	RS39145
RS39000	RS39146
RS39004	RS39157
RS39005	RS39168

CE

STAFFA DI FISSAGGIO
STAFFA DI FISSAGGIO

REF. RS39119



CE



9
SCATOLE DI DERIVAZIONE
JUNCTION BOXES

SCATOLE DI DERIVAZIONE DA PARETE
JUNCTION BOXES FOR WALL
233

Con passacavi
With cable sleeves

Con pareti lisce
With plain sides

Minibox
Minibox

Accessori
Accesories

SCATOLE DI DERIVAZIONE DA INCASSO
JUNCTION BOXES FOR FLUSH MOUNTING
240

Per pareti in muratura
For brick walls

Per pareti in cartongesso
For plasterboard

SCATOLE DI DERIVAZIONE
WALL JUNCTION BOXES

Le scatole di derivazione Rosi sono ideali per ogni tipo di installazione e sono disponibili in tutte le principali dimensioni richieste dal mercato.

Rosi junction boxes are ideal for any type of installation and are available in all the main dimensions required by the market.

DA PARETE
WALL MOUNTING

CON PASSACAVI
WITH CABLE SLEEVES



CON PARETI LISCE
WITH SMOOTH SIDES



DA INCASSO
FLUSH MOUNTING

PER PARETI IN MURATURA
FOR BRICK WALL



PER PARETI IN CARTONGRESSO
FOR PLASTERBOARD



ACCESSORI
ACCESORIES



Dimensioni compatibili con le versioni più diffuse sul mercato. | Dimensions are compatible with the most popular versions on the market.

SCATOLE DI DERIVAZIONE CON PASSACAVI
JUCTION BOXES
WITH CABLE SLEEVES

Fondo e coperchio in ABS.
Passacavi in gomma per una pratica installazione.
Colore grigio RAL 7035.

Box and lid in ABS.
Cable sleeves in rubber for an easier installation.
Color RAL 7035.

Senza alogeno
Halogen free





IP44

REF.	VITI SCREWS	DIMENSIONI SIZE	
RS13457	Coperchio a pressione Press-on lid	70x40mm	5/60
RS13458	Coperchio a pressione Press-on lid	85x45mm	5/40
RS13450	Coperchio a pressione Press-on lid	80x80x40mm	5/40



IP54

REF.	VITI SCREWS	DIMENSIONI SIZE	
RS13459	Ferro Iron	100x100x50mm	1/18
RS13456	Ferro Iron	120x80x50mm	1/22
RS13451	Ferro Iron	150x110x70mm	1/9
RS13452	Plastica Plastic	190x145x80mm	1/10
RS13453	Plastica Plastic	250x200x90mm	1/12
RS13454	Plastica Plastic	310x230x130mm	1/6
RS13455	Plastica Plastic	480x400x120mm	1/4

CE

SCATOLE DI DERIVAZIONE CON PARETI LISCE
JUCTION BOXES WITH PLAIN SIDES
IP56

Fondo e coperchio in ABS.
Colore grigio RAL 7035.

Box and lid in ABS.
Color RAL 7035.

Senza alogeno
Halogen free



REF.	VITI SCREWS	DIMENSIONI SIZE	
RS13569	Ferro Iron	80x120x50mm	1/22
RS13560	Ferro Iron	100x100x50mm	1/18
RS13561	Ferro Iron	150x110x70mm	1/9
RS13563	Plastica Plastic	190x145x80mm	1/10
RS13564	Plastica Plastic	250x200x90mm	1/12
RS13566	Plastica Plastic	310x230x130mm	1/6
RS13567	Plastica Plastic	400x300x130mm	1/6
RS13568	Plastica Plastic	480x400x140mm	1/4

CE

SCATOLE DI DERIVAZIONE CON PARETI LISCE
JUCTION BOXES WITH PLAIN SIDES
IP56

Con **coperchio trasparente** in policarbonato.
Fondo colore grigio RAL 7035.

Transparent lid in polycarbonate.
Color RAL 7035.

REF.	VITI SCREWS	DIMENSIONI SIZE	
RS13550	Plastica Plastic	190x145x140mm	1/10
RS13551	Plastica Plastic	190x145x80mm	1/10
RS13552	Plastica Plastic	250x200x90mm	1/12

Senza alogeno
Halogen free



CE

Con **coperchio alto.**
Grigio RAL 7035.

With high lid.
Color RAL 7035.

REF.	VITI SCREWS	DIMENSIONI SIZE	
RS13570	Ferro Iron	150x110x140mm	1/18
RS13562	Plastica Plastic	190x145x140mm	1/10
RS13571	Plastica Plastic	250x200x160mm	1/6
RS13572	Plastica Plastic	310x230x180mm	1/6

Senza alogeno
Halogen free



CE

MINIBOX
IP55



REF.	DIMENSIONI SIZE	
RS13301	90 x 43 x 39mm	8/456



REF.	DIMENSIONI SIZE	
RS13302	75 x 75 x 39mm	8/280



REF.	DIMENSIONI SIZE	
RS13303	85 x 85 x 39mm	8/224

INSTALLAZIONE FACILE E VELOCE. IN UN SOLO MINUTO.

EASY AND FAST INSTALLATION IN LESS THAN 1 MIN.

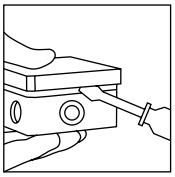

1.

Aprire con un semplice movimento.

It opens with a flick.

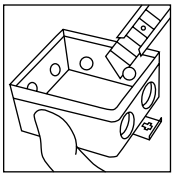

2.

Aprire i fori per i cavi.

Open holes for cables.

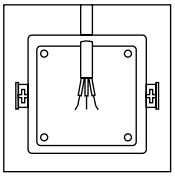

3.

Inserire i cavi.

Insert cable.

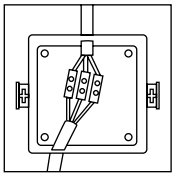

4.

Collegare i cavi e richiudere.

Connect the cable and close.

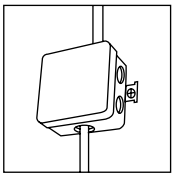

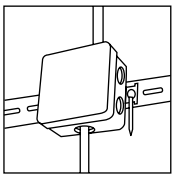

5.

2 modalità di fissaggio: Viti o fascette.

Possibility of fixation through cable ties or screws.

CE

400V	Tensione	Voltage
2,5mm²	Capacità di connessione nominale	Rated connecting capacity
IK07	Resistenza all'impatto	Impact resistance

ACCESSORI CARATTERISTICHE

- Materiale: PVC rigido autoestinguente V0.
- Norma UL94.
- Temperatura di utilizzo: da -5° a +60°C.
- Resistenza all' isolamento: >100 Mohom.
- Grigio RAL7035.
- Packaging: Cartone.

ACCESORIES FEATURES

- Material: Self-extinguishing rigid PVC V0.
- Standard UL94.
- Usage temperature: from -5° to +60°C.
- Isolation resistant: >100 Mohom.
- Grey RAL 7035.
- Packaging: Carton box.

CURVE
BENDS
IP40



REF.	DIMENSIONE DIMENSION	
RS16001	Ø16mm	100/1000
RS16002	Ø20mm	100/600
RS16003	Ø25mm	50/300
RS16004	Ø32mm	25/150
RS16005	Ø40mm	15/90
RS16006	Ø50mm	10/40

CE

CURVE
BENDS
IP40

Ispezionabili e reversibili.

Inspectable and reversible.



REF.	DIMENSIONE DIMENSION	
RS16021	Ø16mm	50
RS16022	Ø20mm	50
RS16023	Ø25mm	50
RS16024	Ø32mm	25

CE

CLIP FISSATUBO A SCATTO
PIPE-FIXING SNAP CLIPS
IP40



REF.	DIMENSIONE DIMENSION	
RS16041	Ø16mm	100/1200
RS16042	Ø20mm	100/1200
RS16043	Ø25mm	100/1000
RS16044	Ø32mm	100/600
RS16045	Ø40mm	50/300
RS16046	Ø50mm	50/300

CE

GIUNTI
PIPE JOINTS
IP65



REF.	DIMENSIONE DIMENSION	
RS16011	Ø16mm	100/1600
RS16012	Ø20mm	100/1000
RS16013	Ø25mm	50/570
RS16014	Ø32mm	50/350
RS16015	Ø40mm	20/220
RS16016	Ø50mm	10/160

CE

CURVA A 90°
90° BEND
IP65
Tubo / tubo
Pipe / pipe



REF.	DIMENSIONE DIMENSION	
RS16116	Ø16mm	50/400
RS16120	Ø20mm	50/400
RS16125	Ø25mm	25/200
RS16132	Ø32mm	25/100
RS16140	Ø40mm	15/60
RS16150	Ø50mm	6/30

CE

CURVA FLESSIBILE
FLEXIBLE BEND
Tubo / tubo
Pipe / pipe



REF.	DIMENSIONE DIMENSION	
RS16666	Ø16mm	70
RS16670	Ø20mm	60
RS16675	Ø25mm	50
RS16682	Ø32mm	30
RS16690	Ø40mm	20
RS16695	Ø50mm	10

CE

MANICOTTO DRITTO
CONNECTION
IP65
Tubo / tubo
Pipe / pipe



REF.	DIMENSIONE DIMENSION	
RS16216	Ø16mm	50/500
RS16220	Ø20mm	50/500
RS16225	Ø25mm	50/400
RS16232	Ø32mm	25/200
RS16240	Ø40mm	20/160
RS16250	Ø50mm	10/80

CE

RACCORDO DRITTO
CONNECTION
IP40
Tubo / guaina
Pipe / sheath



REF.	DIMENSIONE DIMENSION	
RS16816	Ø16mm	50/500
RS16820	Ø20mm	100/500
RS16825	Ø25mm	30/300
RS16832	Ø32mm	30/180
RS16840	Ø40mm	20/140
RS16850	Ø50mm	10/90

CE

BLOCCATUBO
PIPE BLOCKER
IP65
Tubo ribassato / scatola
Lowered pipe / box



REF.	DIMENSIONE DIMENSION	
RS16316	Ø16mm	50/500
RS16320	Ø20mm	50/500
RS16325	Ø25mm	50/400
RS16332	Ø32mm	25/200
RS16340	Ø40mm	20/160
RS16350	Ø50mm	10/80

CE

RACCORDO DRITTO
CONNECTION
Guaina / scatola
Sheath / Box



REF.	DIMENSIONE DIMENSION	
RS16610	Ø10mm	50/1200
RS16612	Ø12mm	100/2400
RS16616	Ø16mm	50/800
RS16620	Ø20mm	50/600
RS16625	Ø25mm	25/300
RS16632	Ø32mm	25/200

CE

CLIP FISSATUBO A COLLARE
PIPE-FIXING RING CLIPS
IP40



REF.	DIMENSIONE DIMENSION	
RS16061	Ømin 14 Ømax 22	100/800
RS16062	Ømin 23 Ømax 35	100/800
RS16063	Ømin38 Ømax 50	40/320

CE

CLIP FISSATUBO A COLLARE
PIPE-FIXING RING CLIPS
IP40



REF.	DIMENSIONE DIMENSION	
RS16051	Ø16mm	100/1000
RS16052	Ø20mm	100/1000
RS16053	Ø25mm	100/800
RS16054	Ø32mm	100/400

CE

GIUNTI A T
T PIPE JOINT
IP40

Ispezionabili e reversibili.

Inspectable and reversible.



REF.	DIMENSIONE DIMENSION	
RS16031	Ø16mm	50
RS16032	Ø20mm	50
RS16033	Ø25mm	50
RS16034	Ø32mm	25

CE

SCATOLE PER PARETI IN MURATURA
JUNCTION BOXES FOR BRICK WALL

Scatola rettangolare in tecnopolimero.

Rectangular box in technopolymer.





Inserto metallico filettato
Threaded metal insert

REF.	MODULI MODULES	DIMENSIONE DIMENSION	
RS10071	3	104x74x53,5mm	10/400
RS10072	4	137x74x53,5mm	10/170
RS10073	6/7	183,5x90x53,5mm	10/100



REF.	MODULI MODULES	DESCRIZIONE DESCRIPTION	
RS10900	3	Coperchio paramalta a pressione Mortarguard press-on lid	10/400

CE

SCATOLE DA PARETE
JUNCTION BOXES FOR WALL
IP40

Colore standard: Bianco RAL 9010.

Standard Colour: White RAL 9010.



REF.	MODULI MODULES	DIMENSIONE DIMENSION	
RS13900	3	120x81x45mm	10/62

Senza alogeno
Halogen free

CE

COPERCHIO DA PARETE E DA INCASSO
WALL AND FLUSH MOUNTING LID

Materiale: tecnopolimero.
Confezionato singolarmente in termoretraibile.
Colore standard: Bianco RAL 9001.

Material: technopolymer.
Single packaging in thermoshrink wrap.
Standard Colour: White RAL 9010.



REF.	MODULI MODULES	DESCRIZIONE DESCRIPTION	
RS11909	3	Coperchio per scatola rettangolare Lid for rectangular boxes	10/80

CE

SCATOLE PER PARETI IN MURATURA
JUNCTION BOXES FOR BRICK WALLS

Viti in acciaio zincato.
Separatore per dividere i vani di cablaggio. Ordinabile separatamente.
Colore: coperchio bianco.
Coperchio antiurto in tecnopolimero.

Zinc-plated steel screws.
Internal divider to separate the wiring space. To be ordered separately.
Color: white lid.
Shockproof lid in technopolymer.

REF.	TAGLIA SIZE	DIMENSIONE DIMENSION	
RS11057	01	92x92x45mm	1/240
RS11058	02	118x96x50mm	1/165
RS11050	03	160x130x70mm	1/65
RS11051	08	392x152x70mm	1/23
RS11052	02p	118x96x70mm	1/120
RS11053	04	153x98x70mm	1/85
RS11054	06	196x152x70mm	1/45
RS11055	07	294x152x70mm	1/30
RS11056	09	480x160x70mm	1/18
RS11060	-	Separatore PT Divider PT	10/350





CE

COPERCHI DI RICAMBIO
REPLACEMENT LIDS

Viti in acciaio zincato.
Compatibili con le dimensioni più diffuse sul mercato.
Confezionato singolarmente in termoretraibile.
Per scatole di derivazione da incasso.
Materiale:tecnopolimero.
Colore:bianco RAL 9016.

Zinc-plated steel screws.
Dimensions are compatible with the most popular versions on the market.
Single packaging in thermoshrink wrap.
For junction boxes.
Material: technolopymer.
Color: white RAL 9016.

REF.	TAGLIA SIZE	DIMENSIONE DIMENSION	
RS11900	01	92x92mm	5/400
RS11901	04	153x98mm	5/270
RS11902	06	196x152mm	5/130
RS11903	07	294x152mm	3/65
RS11904	03	160x130mm	5/220
RS11905	08	392x152mm	3/55
RS11906	09	480x160mm	3/50
RS11907	02	118x96mm	5/350

Senza alogeno
Halogen free





CE

SCATOLE PER PARETI IN CARTONGESSO
JUNCTION BOXES FOR PLASTERBOARD

Glow wire 850°.
Con inserti metallici per pareti leggere.

Glow wire 850°.
With metallic inserts for light walls.

REF.	MODULI MODULES	DIMENSIONE DIMENSION	DESCRIZIONE DESCRIPTION	
RS10065	2	Interasse | Interaxle spacing 60mm Ø71x50mm	Scatola tonda Rounded box	10/130
RS10063	3	Interasse | Interaxle spacing 83,5mm 114x72x50mm	Scatola rettangolare Rectangular box	10/95
RS10064	4	137x72x50mm	Scatola rettangolare Rectangular box	10/65







REF.	MODULI MODULES	DIMENSIONE DIMENSION	DESCRIZIONE DESCRIPTION	
RS10100	6-8	137x72x50mm	Centralino Enclosure	1/18
RS10061		196x152x200mm	Scatola di derivazione Junction box	1/24







CE

SCATOLE DA PARETE
JUNCTION BOXES FOR WALL
IP40

Colore standard: Bianco RAL 9010.

Standard Colour: White RAL 9010.



REF.	MODULI MODULES	DIMENSIONE DIMENSION	
RS13900	3	120x81x45mm	10/62

Senza alogeno
Halogen free

CE

COPERCHIO DA PARET E DA INCASSO
WALL AND FLUSH MOUNTING LID

Materiale: tecnopolimero.
Confezionato singolarmente in termoretraibile.
Colore standard: Bianco RAL 9001.

Material: technopolymer.
Single packaging in thermoshrink wrap.
Standard Colour: White RAL 9010.



REF.	MODULI MODULES	DESCRIZIONE DESCRIPTION	
RS11909	3	Coperchio per scatola rettangolare Lid for rectangular boxes	10/80

CE



10
ILLUMINAZIONE PER USO INDUSTRIALE
INDUSTRIAL LIGHTING

PROIETTORI
FLOODLIGHTS
248

PROIETTORI PORTATILI
PORTABLE FLOODLIGHTS
IP65



STRUTTURA IN METALLO
con impugnatura ergomica.
METAL FRAME
with ergonomic handle.

120°
APERTURA FASCIO
BEAM OPENING

STAFFA REGOLABILE
con manopola girevole.
ADJUSTABLE BRACKET
with control knob.

CRI
80

Classe I
Isolated class

Non dimmerabile
Not dimmable

CORPO IN ALLUMINIO PRESSOFUSO
con vernice epossidica.
DIE CAST ALLUMINIUM FRAME
with epoxy paint.

OTTICA ANTIABBAGLIO
WITHOUT GLARING



GIARDINO
GARDEN



OFFICINE E GARAGE
WORKSHOP AND GARAGE



CANTIERI
BUILDING SITE

PROIETTORI PORTATILI
PORTABLE FLOODLIGHTS

4000K 25.000h 1,5M

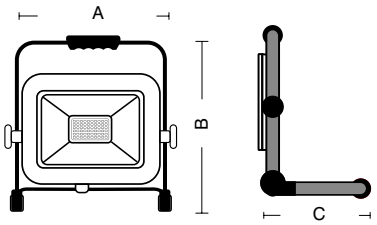

W	30	50	70	100
A	253	292	340	392
B	250	280	370	430
C	170	180	190	220





REF.	W	TIPO CAVO CABLE TYPE	SPINA PLUG	RESA HALOGEN RENDERING WATT	LUMEN LM	VOLT HERTZ VOLTAGE HERTZ	MILLIAMP. CURRENT mA	FATTORE POTENZA POWER FACTOR	PESO WEIGHT
RSH41	**30W**	H05VV-F 3G1	16A - 2P+T S31	300W	2700Lm	230V 50-60 Hz	130mA	0.95	1300gr
RSH42	**50W**	H05VV-F 3G1	16A - 2P+T S31	400W	4400Lm	230V 50-60 Hz	210mA	0.95	1640gr
RSH43	**70W**	H05VV-F 3G1	16A - 2P+T S31	600W	6000Lm	230V 50-60 Hz	300mA	0.95	2170gr
RSH44	**100W**	H05VV-F 3G1	16A - 2P+T S31	700W	8000Lm	230V 50-60 Hz	430mA	0.95	3000gr





REF.	W	TIPO CAVO CABLE TYPE	SPINA PLUG	RESA HALOGEN RENDERING WATT	LUMEN LM	VOLT HERTZ VOLTAGE HERTZ	MILLIAMP. CURRENT mA	FATTORE POTENZA POWER FACTOR	PESO WEIGHT
RSH45	**30W**	H05VV-F 3G1	CEE 16A 2P + T IP67	300W	2700Lm	230V 50-60 Hz	130mA	0.95	1300gr
RSH46	**50W**	H05VV-F 3G1	CEE 16A 2P + T IP67	400W	4400Lm	230V 50-60 Hz	210mA	0.95	1640gr
RSH47	**70W**	H05VV-F 3G1	CEE 16A 2P + T IP67	600W	6000Lm	230V 50-60 Hz	300mA	0.95	2170gr
RSH48	**100W**	H05VV-F 3G1	CEE 16A 2P + T IP67	700W	8000Lm	230V 50-60 Hz	430mA	0.95	3000gr

PROIETTORI PORTATILI RICARICABILE A BATTERIA
PORTABLE FLOODLIGHT
RECHARGABLE WITH BATTERY

4000K

25.000h

Batteria
Battery



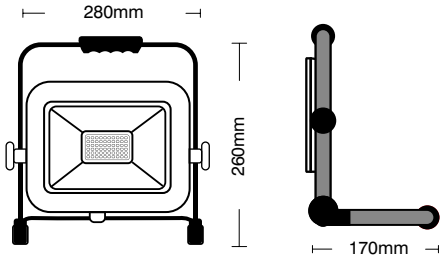

REF.	W	RESA HALOGEN RENDERING WATT	LUMEN LM	VOLT HERTZ VOLTAGE HERTZ	MILLIAMP. CURRENT MA	FATORE POTENZA POWER FACTOR	PESO WEIGHT
RSH40R	**20W**	250W	1200Lm	4,2V	9600mA	0.95	1350gr
RSH41R	**30W**	250W	1800Lm	5V	10400mA	0.95	1850gr



PROIETTORE LED CON TREPPIEDI
FLOODLIGHT WITH TRIPOD
IP65

Struttura in alluminio.
Vetro temperato.

Aluminium frame.
Tempered glass.





REF.	TIPO CAVO CABLE TYPE	LUCE NATURALE NEUTRAL LIGHT	LED	LUMEN LM	DURATA LIFESPAN	HZ	
RS73631	H05RN-F 3G1 - 2 M.	4000K	50W	4400Lm	30000h	50	1
RS73632	H05RN-F 3G1 - 2 M.	4000K	50W **x2**	4400Lm **x2**	30000h	50	1

INFORMAZIONI TECNICHE

TECHNICAL INFORMATION

In questa sezione l'utente troverà informazioni di carattere generale e tecnico che lo indirizzeranno nella scelta dell'articolo di sua necessità e che approfondiranno tematiche normative circoscritte all'ambito delle spine e prese industriali a bassa e bassissima tensione.

In these pages the user will find both general and technical information that will help in the choice of the needed item. Some technical Norms concerning the low voltage CEE plugs and sockets will be also deepened.

GARANZIA DI QUALITÀ
QUALITY ASSURANCE

Le normative nazionali e internazionali emesse da IEC e CENELEC stabiliscono dei rigidi requisiti di sicurezza che vengono interamente rispettati dai prodotti Rosi. Garante di questi requisiti è il marchio CE.

The national and international standards issued by IEC and CENELEC establish strict safety requirements which are fully respected by Rosi products. Guarantor of these requirements is the CE mark.

Nel catalogo, il logo IMQ (Istituto del Marchio di Qualità) accanto ai codici garantisce l'alta qualità e la non pericolosità dei prodotti sulla base delle normative italiane.

In the catalogue, the IMQ logo (Institute of the Quality Mark) next to the codes guarantees the high quality and nonhazardousness of the products on the basis of Italian regulations.

La qualità dei prodotti è garantita anche dalla Certificazione ENEC, rilasciata da IMQ, che assicura il pieno rispetto delle norme europee sulla sicurezza elettrica.

The quality of the products is also guaranteed by the ENEC Certification, issued by IMQ, which ensures full compliance with the European standards on electrical safety.

SISTEMA CERTIFICATO
COMPANY QUALITY MANAGEMENT

Il sistema gestione qualità dell'azienda è certificato **ISO 9001: 2015.**

L'intera struttura e i prodotti Rosi sono garantiti dalla normativa UNI-EN-ISO 9001, riconosciuta a livello internazionale,che rappresenta lo standard di riferimento per i sistemi di gestione per la qualità.

The company's quality management system is certified **ISO 9001: 2015.**

The entire Company structure and products are guaranteed by the internationally recognized UNI-EN-ISO 9001 standard, which represents the reference standard for quality management systems.



I nostri prodotti rispondono alle direttive e ai regolamenti:

RoHS: restringe l'uso di sostanze pericolose nella fabbricazione di prodotti elettrici ed elettronici.

RAEE: disciplina il recupero e lo smaltimento delle apparecchiature elettriche ed elettroniche ai fini di prevenirne l'impatto ambientale.

REACH: regola e sensibilizza su pericoli e rischi derivanti da sostanze chimiche presenti nelle merci.

Our products comply with the directives and regulations:

RoHS: it restricts the use of hazardous substances in the manufacture of electrical and electronic products.

WEEE: it regulates the recovery and disposal of electrical and electronic equipment in order to prevent their environmental impact.

REACH: it regulates and raises awareness of dangers and risks deriving from chemical substances present in goods.

LEGENDA I LEGEND

Guida agli standard e alle icone.

Guideline for Standard and icons.

PRESE
SOCKET

	10A - 2P P10
	10A - 2P+T P11
	10A/16A - 2P+T P17/11
	16A - 2P+T P30 Standard Schuko italiana Italian Schuko Standard
	16A - 2P+T P40 Standard bivalente a ricettività multipla PluriStandard
	16A - 2P+T Standard Tedesco Schuko Standard
	16A - 2P+T Standard francese French Standard
	13A - 2P+T Standard inglese British Standard

SPINE
PLUG

	10A - 2P S10
	10A - 2P+T S11
	16A - 2P+T S17
	16A - 2P+T Schuko S30
	16A - 2P+T Schuko + Francia Schuko + France S31

	10A - 2P+T SPA11
	16A - 2P+T SPA17

GUIDA AI CAVI UTILIZZABILI
GUIDELINES FOR CABLES

LINEA	TIPO			SEZ. MINmm2	SEZ. MAXmm2	Ø Guaina MAX mm²
Serie Emilia Specialist	spina	RS9701B - RS9701N RS9706B - RS9706N	10A 2P+T	3G0,75	3G1,5	9
		RS9702B - RS9702N RS9707B - RS9707N	16A 2P+T	3G0,75	3G1,5	10
	presa	RS9704B - RS9704N	10A 2P+T	3G0,75	3G1,5	9
		RS9705B - RS9705N	16A 2P+T	3G0,75	3G1,5	10
Emilia Flat	spina	RS98116 - RS98117	10A+T	3G0,75	3G2,5	10
		RS98118 - RS98119	16A+T	3G0,75	3G2,5	10
Serie Ela Plug	spina	RS78003 - RS78004	10A 2P+T	3G0,75	3G1,5	8
		RS78006 - RS78007	16A 2P+T	3G0,75	3G1,5	9
	presa	RS78203 - RS78204	10A 2P+T	3G0,75	3G1,5	8
		RS78205 - RS78206	16A 2P+T	3G0,75	3G1,5	9
Serie Schuko	spina	RS96001 - RS96002	16A 2P+T	3G0,75	3G1,5	10
	presa	RS96003 - RS96004	16A 2P+T	3G0,75	3G1,5	10
	spina	80410	16A 2P+T	3G0,75	3G1,5	9
	presa	83210 - 83410	16A 2P+T	3G0,75	3G1,5	9


ROSI

11
SPINE E PRESE
PLUGS AND SOCKETS

EMILIA SPECIALIST
EMILIA SPECIALIST
260

EMILIA FLAT
EMILIA FLAT
264

PATENTED

ELA PLUG
ELA PLUG
266

SERIE SCHUKO
SERIES SCHUKO
270

EMILIA SPECIALIST

La Serie Emilia Specialist nasce da un'interpretazione in chiave moderna di dispositivi funzionali e versatili. Il design moderno e robusto che la contraddistingue conferisce eleganza ai prodotti senza rinunciare alla maneggevolezza. L'impugnatura è agevole e l'esperienza sensoriale che deriva dal semplice gesto di collegare un'utenza viene assicurata dalla qualità del materiale, liscio e plasmato senza angoli duri.

Una serie creata dai professionisti, per i professionisti.

SERIES EMILIA SPECIALIST

The Emilia Specialist Series was born from a modern interpretation to functional and versatile devices. It is characterized by an innovative and robust design that gives elegance to the products without renouncing to manageability. The grip is easy and the sensory experience that comes from the simple gesture of connecting it is ensured by the quality of the material, smooth and shaped without hard corners.

A series created by professionals, for professionals.







CONTATTI ROBUSTI
testati con 10.000 cicli di inserimento.

ROBUST CONTACTS
tested with 10,000 insertion cycles.



POLICARBONATO
Materiale autoestinguente.

POLYCARBONATE
Self-estinguishing material.

GOMMINO GUIDACAVO
integrato nei gusci.

RUBBER CABLE ENTRY
integrated in the housing.

GLOW WIRE TEST
750°



CABLAGGIO VELOCE
Le viti sono perpendicolari all'ingresso del cavo.

FAST WIRING
The screws are perpendicular to the cable entry.

È possibile utilizzare un unico cacciavite (piatto, misura 1 e 2) per tutte le operazioni.
A single screwdriver (flat, size 1 and 2) can be used for all operations.

SPINA MOBILE
MOVABLE PLUG



REF.	A	P		
RS9701B	10	3	30/360	Sfuso-etichettato Bulk-labeled



REF.	A	P		
RS9701N	10	3	30/360	Sfuso-etichettato Bulk-labeled

10A 2P+T 250V
S11

SPINA MOBILE
MOVABLE PLUG



REF.	A	P		
RS9702B	16	3	35/420	Sfuso-etichettato Bulk-labeled



REF.	A	P		
RS9702N	16	3	35/420	Sfuso-etichettato Bulk-labeled

16A 2P+T 250V
S17

Ø max ingresso cavo 11mm
Ø max cable entry 11mm

PRESA MOBILE
MOVABLE SOCKET



REF.	A	P		
RS9704B	10	3	25/300	Sfuso-etichettato Bulk-labeled



REF.	A	P		
RS9704N	10	3	25/300	Sfuso-etichettato Bulk-labeled

10A 2P+T 250V
P11

PRESA MOBILE
MOVABLE SOCKET



REF.	A	P		
RS9705B	10/16	3	25/300	Sfuso-etichettato Bulk-labeled



REF.	A	P		
RS9705N	10/16	3	25/300	Sfuso-etichettato Bulk-labeled

16A 2P+T 250V
P17/11

Ø max ingresso cavo 11mm
Ø max cable entry 11mm

SPINA MOBILE A 90°
90° ANGLED PLUG



REF.	A	P		
RS9706B	10	3	25/300	Sfuso-etichettato Bulk-labeled



REF.	A	P		
RS9706N	10	3	25/300	Sfuso-etichettato Bulk-labeled

10A 2P+T 250V
SPA11

SPINA MOBILE A 90°
90° ANGLED PLUG



REF.	A	P		
RS9707B	16	3	25/300	Sfuso-etichettato Bulk-labeled



REF.	A	P		
RS9707N	16	3	25/300	Sfuso-etichettato Bulk-labeled

16A 2P+T 250V
SPA17

Ø max ingresso cavo 11mm
Ø max cable entry 11mm

EMILIA FLAT
SPINA ULTRAPIATTA
SPINA ULTRAPIATTA

PATENTED

LA SPINA PIATTA CHE SI ADATTA

Emilia Flat: la spina ultrapiatta a standard italiano per eccellenza. Con i suoi soli 6mm di spessore e l'angolatura a 90°, è l'ideale per risparmiare spazio negli angoli più stretti della casa. Il design pulito e snello la rende adatta a qualsiasi stile di arredamento. Dotata di un intuitivo sistema di rimozione, Emilia Flat è la scelta salvaspazio ideale per l'uso di tutti i giorni.

THE FLATTEST PLUG

Emilia Flat: the unique ultra-flat Italian standard plug. With its only 6mm thickness and 90° angle, it is ideal for saving space in the narrowest corners of the house. The clean and slim design makes it suitable for any style of furniture. Equipped with an intuitive removal system, Emilia Flat is the ideal space-saving choice for everyday use.

DISINSERIMENTO FACILITATO
Comodo e immediato sistema di rimozione.

EASY REMOVAL
Intuitive and immediate removal system.

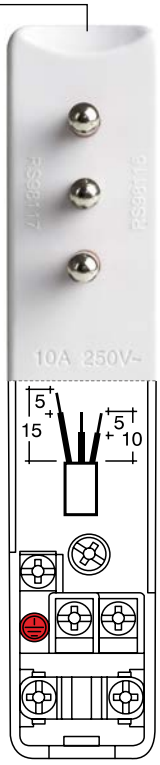



COMPATEZZA
Occupa un solo modulo.
E' possibile inserire fino a 3 unità in un'unica placca.

COMPACT
It takes only one module. It is possible to insert up to 3 units in a single plate.



MONTAGGIO VELOCE E SEMPLICE, anche per i non professionisti.

FAST AND SIMPLE WIRING, even for non-professionals.

NESSUN INGOMBRO
Il cavo aderisce al muro.

NO WASTED SPACE
The cable adheres to the wall.



Disponibile nella versione SCHUKO.
Available in SCHUKO version.

pag. 271



Disponibile nella versione ADATTATORE.
Available as ADAPTOR.

pag. 283



Disponibile nella versione PROLUNGA.
Available as EXTENSION CORD.

pag. 314

SPINA ULTRAPIATTA
ULTRA-FLAT PLUG



REF.	A	P		
RS98116	10	3	20/240	Sfuso-etichettato Bulk-labeled
RS98116C	10	3	Cartoncino appendibile Paper blister	



REF.	A	P		
RS98117	10	3	20/240	Sfuso-etichettato Bulk-labeled
RS98117C	10	3	Cartoncino appendibile Paper blister	



10A 2P+T 250V
SPA11

SPINA ULTRAPIATTA
ULTRA-FLAT PLUG



REF.	A	P		
RS98118	16	3	20/240	Sfuso-etichettato Bulk-labeled
RS98118C	16	3	Cartoncino appendibile Paper blister	



REF.	A	P		
RS98119	16	3	20/240	Sfuso-etichettato Bulk-labeled
RS98119C	16	3	Cartoncino appendibile Paper blister	



16A 2P+T 250V
SPA17

ELA PLUG
SPINE E PRESE IN GOMMA ANTISCHIACCIAMENTO
ANTI-CRUSHING RUBBER PLUGS AND SOCKETS

LA PIÙ RICHIESTA DAI PROFESSIONISTI

Per impianti elettrici funzionali e sicuri c'è Ela Plug, la linea di spine e prese rinforzate in gomma anti-urto.

Ela Plug è resistente agli schiacciamenti grazie al guscio in gomma calpestabile, che la rende adatta anche agli impieghi più usuranti. Il robusto fissaggio con due viti e lo spazio ottimale per il cablaggio garantiscono allo stesso tempo resistenza e alta funzionalità.

THE MOST DEMANDED BY PROFESSIONALS

Ela Plug, for functional and safe electrical systems, is the line of plugs and sockets reinforced with shockproof rubber.

It is resistant to crushing thanks to its rubber shell which makes it suitable for even the most demanding uses. The robust fastening - with tonly wo screws -and the optimal space for the wiring ensure robustness and high functionality at the same time.



Le viti sono perpendicolari all'ingresso del cavo.
The screws are perpendicular to the cable entry.

FLANGIA DI APPOGGIO sul frontale del guscio.
SUPPORT FLANGE on the front of the shell.

SPAZIO OTTIMALE per il cablaggio.
OPTIMAL SPACE for wiring.

FERMACAVO IN SEDE PROVVISORIA non avvitato, pronto per essere estratto e fissato nella sede per stringere il cavo.
CABLE CLAMP IN TEMPORARY POSITION, not screwed, ready to be extracted and fixed in the right position when tightening the cable.





CABLAGGIO FACILITATO
Nessun impedimento verso il contatto di terra.
EASY WIRING
No obstacles to earth contact.

FISSAGGIO CON 2 VITI
La spina e la presa sono più robuste e resistenti, anche dopo molti disinserimenti.
2 ASSEMBLING SCREWS
The plug and socket are sturdier and more durable, even after many unplugging.

GUSCIO MONOBLOCCO in gomma calpestabile e antischiacciamento. Garantisce robustezza ma anche flessibilità.
ONE-PIECE SHELL in anti-crushing rubber. It guarantees robustness but also flexibility.

È possibile utilizzare un unico cacciavite (piatto, misura 1 e 2) per tutte le operazioni.
A single screwdriver (flat, size 1 and 2) can be used for all operations.

SPINA MOBILE
MOVABLE PLUG



REF.	A	P	
RS78003	10	3	20/240 Sfuso-etichettato Bulk-labeled
RS78003C	10	3	Cartoncino appendibile Paper blister



REF.	A	P	
RS78004	10	3	20/240 Sfuso-etichettato Bulk-labeled
RS78004C	10	3	Cartoncino appendibile Paper blister



10A 2P+T 250V
S11

SPINA MOBILE
MOVABLE PLUG



REF.	A	P	
RS78006	16	3	25/300 Sfuso-etichettato Bulk-labeled
RS78006C	16	3	Cartoncino appendibile Paper blister



REF.	A	P	
RS78007	16	3	25/300 Sfuso-etichettato Bulk-labeled
RS78007C	16	3	Cartoncino appendibile Paper blister



16A 2P+T 250V
S17

PRESA MOBILE
MOVABLE SOCKET



REF.	A	P		
RS78203	10	3	20/240	Sfuso-etichettato Bulk-labeled
RS78203C	10	3	Cartoncino appendibile Paper blister	



REF.	A	P		
RS78204	10	3	20/240	Sfuso-etichettato Bulk-labeled
RS78204C	10	3	Cartoncino appendibile Paper blister	

10A 2P+T 250V
P11

PRESA MOBILE
MOVABLE SOCKET



REF.	A	P		
RS78205	10/16A	3	30/240	Sfuso-etichettato Bulk-labeled
RS78205C	10/16A	3	Cartoncino appendibile Paper blister	



REF.	A	P		
RS78206	10/16A	3	30/240	Sfuso-etichettato Bulk-labeled
RS78206C	10/16A	3	Cartoncino appendibile Paper blister	

10/16A 2P+T 250V
P11/17

SPINA IN GOMMA
RUBBER PLUG
IP54

Standard tedesco.
Standard francese.

Schuko Standard.
French Standard.



REF.	A	P		
80410	16	3	10/150	Sfuso-etichettato Bulk-labeled

16A 2P+T 250V
S31

PRESA IN GOMMA
RUBBER SOCKET
IP20

Standard tedesco.
Con shutter.

Schuko Standard.
With shutter.





REF.	A	P		
83210	16	3	8/120	Sfuso-etichettato Bulk-labeled

16A 2P+T 250V
Standard Tedesco.
Schuko Standard.

PRESA IN GOMMA
RUBBER SOCKET
IP54

Standard Tedesco.
Con shutter.

Schuko Standard.
With shutter.





REF.	A	P		
83410	16	3	6/90	Sfuso-etichettato Bulk-labeled

16A 2P+T 250V
Standard Tedesco.
Schuko Standard.

SPINA MOBILE
MOVABLE PLUG



REF.	A	P		
RS96001	16	3	30/360	Sfuso-etichettato Bulk-labeled



REF.	A	P		
RS96002	16	3	30/360	Sfuso-etichettato Bulk-labeled

16A 2P+T 250V
S30

PRESA MOBILE
MOVABLE SOCKET



REF.	A	P		
RS96003	10/16	3	25/200	Sfuso-etichettato Bulk-labeled



REF.	A	P		
RS96004	10/16	3	25/200	Sfuso-etichettato Bulk-labeled

10/16A 2P+T 250V
P40

SPINA EXTRAPIATTA
EXTRA-FLAT PLUG



REF.	A	P		
RS1110	16	3	8/48	Sfuso-etichettato Bulk-labeled

16A 2P+T
Schuko + Francia
Schuko + France
S31



12
ADATTATORI
ADAPTORS

EMILIA SPECIALIST
EMILIA SPECIALIST
274

EMILIA PRIME
EMILIA PRIME
278 PATENTED

EMILIA EXTRA-PIATTA
EMILIA EXTRA-FLAT
280

EMILIA FLAT
EMILIA FLAT
282 PATENTED

SERIE UNIKA
SERIES UNIKA
284 PATENTED

SERIE SCHUKO
SERIES SCHUKO
287

EMILIA SPECIALIST

La Serie Emilia Specialist nasce da un'interpretazione in chiave moderna di dispositivi funzionali e versatili. Il design moderno e robusto che la contraddistingue conferisce eleganza ai prodotti senza rinunciare alla maneggevolezza. L'impugnatura è agevole e l'esperienza sensoriale che deriva dal semplice gesto di collegare un'utenza viene assicurata dalla qualità del materiale, liscio e plasmato senza angoli duri.

Una serie creata dai professionisti, per i professionisti.

SERIES EMILIA SPECIALIST

The Emilia Specialist Series was born from a modern interpretation to functional and versatile devices. It is characterized by an innovative and robust design that gives elegance to the products without renouncing to manageability. The grip is easy and the sensory experience that comes from the simple gesture of connecting it is ensured by the quality of the material, smooth and shaped without hard corners.

A series created by professionals, for professionals.







CONTATTI ROBUSTI
Testati con 10.000 cicli di inserimento.

ROBUST CONTACTS
Tested with 10,000 insertion cycles.

DESIGN
Ideato per una facile maneggevolezza ed estraibilità.

DESIGNED for easy handling and extractability.



POLICARBONATO
Materiale auoestinguente.

POLYCARBONATE
Self-extinguishing material.

GLOW WIRE TEST
750°

ADATTATORE SCHUKO
SCHUKO ADAPTOR



REF.	A	P		
RS7700B	10	3	30/240	Sfuso-etichettato Bulk-labeled



REF.	A	P		
RS7700N	10	3	30/240	Sfuso-etichettato Bulk-labeled

10/16A 2P+T 250V
1x P30

10A 2P+T 250V
S11

ADATTATORE SCHUKO
SCHUKO ADAPTOR



REF.	A	P		
RS7701B	16	3	30/240	Sfuso-etichettato Bulk-labeled



REF.	A	P		
RS7701N	16	3	30/240	Sfuso-etichettato Bulk-labeled

10/16A 2P+T 250V
1x P30

16A 2P+T 250V
S17

ADATTATORE TRIPLO
TRIPLE ADAPTOR



REF.	A	P		
RS7702B	10	3	15/180	Sfuso-etichettato Bulk-labeled



REF.	A	P		
RS7702N	10	3	15/180	Sfuso-etichettato Bulk-labeled

10A 2P+T 250V
3x P11

10A 2P+T 250V
S11

ADATTATORE TRIPLO
TRIPLE ADAPTOR



REF.	A	P		
RS7703B	16	3	30/240	Sfuso-etichettato Bulk-labeled



REF.	A	P		
RS7703N	16	3	30/240	Sfuso-etichettato Bulk-labeled

10/16A 2P+T 250V
3x P17/11

16A 2P+T 250V
S17

ADATTATORE TRIPLO
TRIPLE ADAPTOR



REF.	A	P		
RS7704B	10	3	25/200	Sfuso-etichettato Bulk-labeled



REF.	A	P		
RS7704N	10	3	25/200	Sfuso-etichettato Bulk-labeled

10A 2P+T 250V
2x P11

10/16A 2P+T 250V
1x P30

10A 2P+T 250V
S11

ADATTATORE TRIPLO
TRIPLE ADAPTOR

CSV



REF.	A	P		
RS7705B	16	3	20/160	Sfuso-etichettato Bulk-labeled



REF.	A	P		
RS7705N	16	3	20/160	Sfuso-etichettato Bulk-labeled

10/16A 2P+T 250V
2x P17/11

10/16A 2P+T 250V
1x P40

16A 2P+T 250V
S17

EMILIA PRIME
SPINE PICCOLE, PRESE GRANDI

PATENTED

ADAPTOR WITH RESETTABLE SURGE DIVERTER

PIÙ SICUREZZA NELLE CASE

Emilia Prime è l'adattatore a tre vie con limitatore antisovraccarico ripristinabile. Non solo permette di utilizzare prese piccole 10A inserendo fino a tre spine grandi 16A, ma è anche dotato di un limitatore di sicurezza che interviene in caso di sovraccarico per prevenire danni ai dispositivi collegati.

MORE SAFETY IN YOUR HOME

Emilia Prime is the three-way adapter with resettable anti-overload limiter. Not only does it allow you to use small 10A sockets by inserting up to three large 16A plugs, but it is also equipped with a safety limiter which intervenes in the event of an overload to prevent damage to connected devices.

SPINA PICCOLA 10A
10A PLUG



PRESE GRANDI 10A/16A
10/16A SOCKETS

LIMITATORE DI SICUREZZA INTEGRATO
Interviene in caso di un assorbimento maggiore di 2300W, interrompendo il flusso di corrente.

INTEGRATED SURGE DIVERTER
It intervenes in the event of an absorption greater than 2300W, interrupting the current flow.

1
Il limitatore di sicurezza interviene automaticamente in caso di sovraccarico.

In case of OVERLORD, the SURGE DIVERTER automatically springs into action.

2
Il riarmo è manuale. E' necessario estrarre l'adattatore dalla presa e attendere alcuni minuti.

Reset is manual. It is necessary to remove the adapter from the socket and wait a few minutes.

3
Totale sicurezza, nelle stesse dimensioni di un adattatore standard.

Total security, in the same size as a standard adapter.

ADATTATORE SINGOLO
ADAPTOR



REF.	A	P	
RS78025T	10	3	30/360 Sfuso-etichettato Bulk-labeled
RS78025TC	10	3	Cartoncino appendibile Paper blister



REF.	A	P	
RS78026T	10	3	30/360 Sfuso-etichettato Bulk-labeled
RS78026TC	10	3	Cartoncino appendibile Paper blister

10/16A 2P+T 250V
1x P17/11

10A 2P+T 250V
S11

ADATTATORE TRIPLO
3 WAYS ADAPTOR



REF.	A	P	
RS78045T	10	3	20/160 Sfuso-etichettato Bulk-labeled
RS78045TC	10	3	Cartoncino appendibile Paper blister



REF.	A	P	
RS78046T	10	3	20/160 Sfuso-etichettato Bulk-labeled
RS78046TC	10	3	Cartoncino appendibile Paper blister

10/16A 2P+T 250V
2x P17/11

16A 2P+T 250V
P40
1x Standard bivalente

10A 2P+T 250V
S11

ADATTATORE TRIPLO
3 WAYS ADAPTOR



REF.	A	P	
RS78041T	10	3	30/200 Sfuso-etichettato Bulk-labeled
RS78041TC	10	3	Cartoncino appendibile Paper blister



REF.	A	P	
RS78042T	10	3	30/200 Sfuso-etichettato Bulk-labeled
RS78042TC	10	3	Cartoncino appendibile Paper blister

10/16A 2P+T 250V
3x P17/11

10A 2P+T 250V
S11

EMILIA EXTRA-PIATTA
ADATTATORE TRIPLO
EXTRA-FLAT MULTIPLIER ADAPTOR

Spessore ridotto, ingombro minimo. L'adattatore triplo Emilia Extra-Piatta consente di massimizzare lo spazio a disposizione, rendendo disponibili tre prese senza ostacolare altre spine. Disponibile in formato 10A e 16A, le forme arrotondate lo rendono ergonomico e di facile presa.

Reduced thickness, minimum size. The Emilia Extra- Piatta triple adapter allows you to maximize the space available, making three sockets available without obstructing other plugs. Available in 10A format and 16A, the rounded shapes make it ergonomic and easy to grip.



SPESSORE RIDOTTO
Ingombro minimo
REDUCED THICKNESS
Minimum encumbrance



DESIGN PENSATO PER UNA FACILE PRESA
DESIGNED FOR AN EASY GRIP

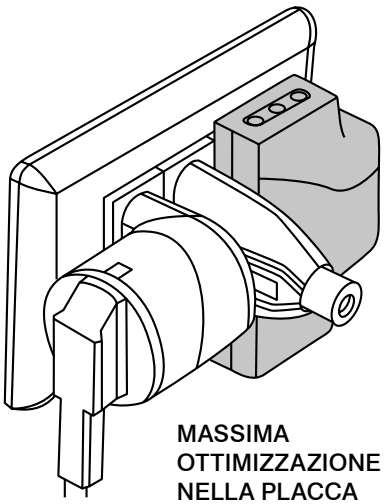

MASSIMA OTTIMIZZAZIONE DELLO SPAZIO NELLA PLACCA
OPTIMIZED SPACE IN THE PLATE

ADATTATORE TRIPLO EXTRA-PIATTO
EXTRA-FLAT MULTIPLIER
EMILIA PRIME

PATENTED

Con dispositivo di protezione da sovracorrente.

With integrated surge diverter.

10/16A 2P+T 250V
3x P17/11

10A 2P+T 250V
S11



REF.	A	P	
RS78132T	10	3	20/160 Sfuso-etichettato Bulk-labeled
RS78132TC	10	3	Cartoncino appendibile Paper blister



REF.	A	P	
RS78133T	10	3	20/160 Sfuso-etichettato Bulk-labeled
RS78133TC	10	3	Cartoncino appendibile Paper blister

ADATTATORE TRIPLO EXTRA-PIATTO
EXTRA-FLAT MULTIPLIER

3x 10A 2P+T 250V

10A 2P+T 250V
S11



REF.	A	P	
RS78130	10	3	25/200 Sfuso-etichettato Bulk-labeled
RS78130C	10	3	Cartoncino appendibile Paper blister



REF.	A	P	
RS78131	10	3	25/200 Sfuso-etichettato Bulk-labeled
RS78131C	10	3	Cartoncino appendibile Paper blister

ADATTATORE TRIPLO EXTRA-PIATTO
EXTRA-FLAT MULTIPLIER

3x 10/16A 2P+T 250V

16A 2P+T 250V
S17



REF.	A	P	
RS78132	16	3	20/160 Sfuso-etichettato Bulk-labeled
RS78132C	16	3	Cartoncino appendibile Paper blister



REF.	A	P	
RS78133	16	3	20/160 Sfuso-etichettato Bulk-labeled
RS78133C	16	3	Cartoncino appendibile Paper blister

EMILIA FLAT
ADATTATORE ULTRAPIATTO
ULTRA-FLAT ADAPTOR

PATENTED

Con una sporgenza minima pari ad un battiscopa,Flat è l'adattatore salvaspazio più piatto sul mercato.

Con un design semplice ma elegante, è la scelta ideale per caricare i propri dispositivi anche in assenza di spazio.

With a minimum protrusion equal to a skirting board, Flat Adaptor is the flattest space-saving adapter on the market.

With a simple but elegant design, it is the ideal choice for charging your devices even in the absence of space.





ADATTATORE ULTRA-PIATTO
ULTRA-FLAT ADAPTOR



10A 2P+T 250V
1x P11

10A 2P+T 250V
S11

REF.	A	P		
RS7710B	10	3	25/300	Sfuso-etichettato Bulk-labeled
RS7710BC	10	3	Cartoncino appendibile Paper blister	

REF.	A	P		
RS7710N	10	3	25/300	Sfuso-etichettato Bulk-labeled
RS7710NC	10	3	Cartoncino appendibile Paper blister	

ADATTATORE ULTRA-PIATTO
ULTRA-FLAT ADAPTOR



10/16A 2P+T 250V
1x P17/11

16A 2P+T 250V
S17

REF.	A	P		
RS7711B	16	3	20/240	Sfuso-etichettato Bulk-labeled
RS7711BC	16	3	Cartoncino appendibile Paper blister	

REF.	A	P		
RS7711N	16	3	20/240	Sfuso-etichettato Bulk-labeled
RS7711NC	16	3	Cartoncino appendibile Paper blister	



SERIE UNIKA
ADATTATORE SCHUKO 90° SALVASPAZIO

PATENTED

90° SCHUKO ADAPTOR

L'INDISPENSABILE PER LA CASA

Con una speciale angolazione a 90°, l'adattatore Shuko Unika è il più compatto sul mercato.

Una soluzione salvaspazio perfetta per ambienti ristretti.

ESSENTIAL FOR YOUR HOME

With a special 90° angle, the adapter Unika is the most compact on the market.

A perfect space-saving solution for small spaces.

PROBLEMI DI SPAZIO

SPACE PROBLEMS

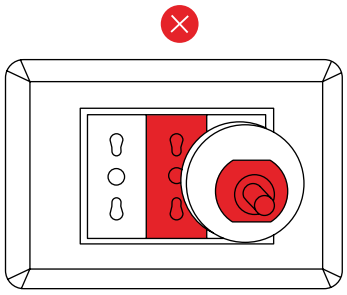

Presa non utilizzabile a causa dell'ingombro di un adattatore standard.

The special angle makes it suitable for the smallest spaces.

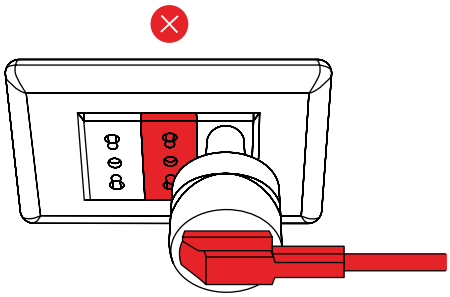

Anche in presenza di una Schuko angolare, l'ingombro di un adattatore standard e del cavo risulta estremamente voluminoso.

Even with an angled schuko plug, the adaptor and the cable is very protruding.

SOLUZIONE UNIKA

UNIKA SOLUTION

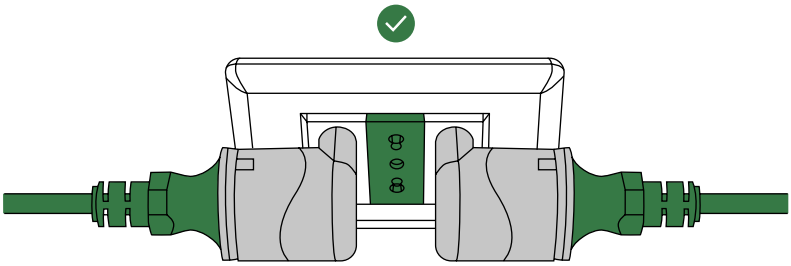

Il cavo rimane parallelo alla parete. Utilizzando l'adattatore UNIKA non solo si guadagna spazio con il cavo, ma si libera posto anche all'interno della placca.

The cable remains parallel to the wall. Using the UNIKA adapter not only saves space with the cable, but also frees up space inside the plate.

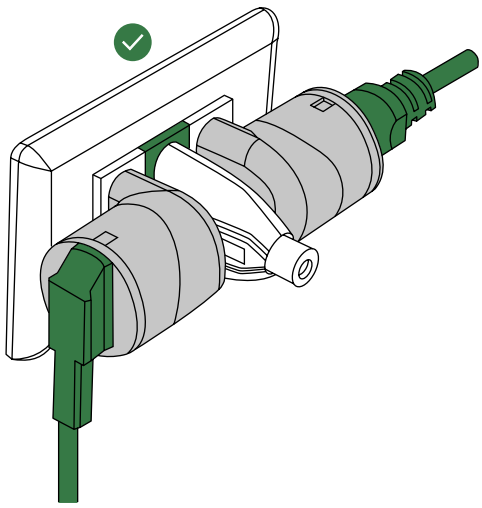

LA SPECIALE ANGOLAZIONE a 90° la rende adatta anche agli spazi ridotti.
THE SPECIAL ANGLE makes it suitable for the smallest spaces.



SOSTITUISCE EFFICACEMENTE l'adattatore standard.
IT EFFICIENTLY SUBSTITUTES the standard adaptor.

- **BIANCO** WHITE
- **NERO** BLACK

MISURE
La più compatta sul mercato.
The most compact in the market.

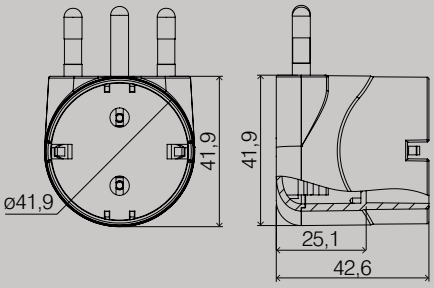

ADATTATORE SCHUKO 90°
90° SCHUKO ADAPTOR



REF.	A	P		
RS78027	10	3	15/180	Sfuso-etichettato Bulk-labeled
RS78027C	10	3	Cartoncino appendibile Paper blister	



REF.	A	P		
RS78028	10	3	15/180	Sfuso-etichettato Bulk-labeled
RS78028C	10	3	Cartoncino appendibile Paper blister	

10/16A 2P+T 250V
1x P30 - P11

10A 2P+T 250V
S11

ADATTATORE SCHUKO 90°
90° SCHUKO ADAPTOR



REF.	A	P		
RS78029	16	3	15/180	Sfuso-etichettato Bulk-labeled
RS78029C	16	3	Cartoncino appendibile Paper blister	



REF.	A	P		
RS78030	16	3	15/180	Sfuso-etichettato Bulk-labeled
RS78030C	16	3	Cartoncino appendibile Paper blister	

10/16A 2P+T 250V
1x P30 - P11

16A 2P+T 250V
S17

ADATTATORE
ADAPTOR



REF.	A	P		
RS70140	16	3	48/200	Sfuso-etichettato Bulk-labeled

10A/16A 2P+T 250V
P17/11

16A 2P+T 250V
S30

ADATTATORE TRIPLO
3 WAYS ADAPTOR



REF.	A	P		
RS78154	16	3	20/100	Sfuso-etichettato Bulk-labeled
RS78154C	16	3	Cartoncino appendibile Paper blister	

10/16A 2P+T 250V
2x P17/11

16A 2P+T 250V
1x P40

16A 2P+T 250V
S30



REF.	A	P		
RS78159	16	3	20/100	Sfuso-etichettato Bulk-labeled
RS78159C	16	3	Cartoncino appendibile Paper blister	

ADATTATORE TRIPLO
3 WAYS ADAPTOR



REF.	A	P		
RS1303	10/16	3	10/60	Sfuso-etichettato Bulk-labeled

16A 2P+T 250V
Standard Tedesco
3x Schuko Standard

16A 2P+T 250V
S30


ROSI
MADE IN ITALY

13
MULTIPRESE
MULTIPLE SOCKETS

SERIE EMILIA SPECIALIST
SERIES EMILIA SPECIALIST
290

SERIE EMILIA
SERIES EMILIA
298

EMILIA SMART
EMILIA SMART
304

PATENTED

SERIE BIVALENTE
SERIES BIVALENT
308

SERIE TRIX
SERIES TRIX
310

SERIE QUADRATA
SERIES QUADRATA
311

SERIE EMILIA SPECIALIST

Dallla ricerca Rosi di soluzioni innovative per i professionisti dell'elettricità nascono le multiprese Emilia Specialist: la linea versatile per una alimentazione domestica pratica, sicura e Made in Italy.

Le linee flessuose del profilo, senza angoli duri, combinano design e maneggevolezza in una scocca studiata per essere insieme ergonomica ed elegante, garantita 5 anni dagli alti standard di qualità Rosi. Innovazione tutta italiana per gli specialisti dell'energia.

Una serie creata dai professionisti, per i professionisti.

From Rosi's research on innovative solutions for electricity professionals, the Emilia Specialist multisockets are born: the versatile line for a practical, safe and Made in Italy home power supply.

The soft lines of the profile, without hard corners, combine design and handling in a body designed to be both ergonomic and elegant, guaranteed for 5 years by Rosi's high quality standards. All-Italian innovation for energy specialists.

Una serie creata dai professionisti, per i professionisti.

SENZA CAVO
WITHOUT CABLE



Only Sockets | Only Sockets



Switch | Switch



Overvoltage + USB | Overvoltage + USB

CON CAVO
WITH CABLE



Only Sockets | Only Sockets



Switch | Switch



Overvoltage + USB | Overvoltage + USB

MADE
IN ITALY

2 TIPOLOGIE DI FISSAGGIO | 2 TYPES OF FIXIING



Con fascette per un montaggio anche senza viti.
With cable tie, no need for screws.



Con viti tramite i fori predisposti.
With screws.



Presa P40 ribassata.
Lowered P40 socket.

Disposizione delle prese a 45° per evitare interferenze tra le spine durante il collegamento.
Sockets angled at 45° to avoid interference with other plugs.



Unica tipologia di viti imperdibili. Cablaggio completo con un solo cacciavite.
Only one type of captive screws. Complete wiring with just one type of screwdriver.



Contatti robusti. Fino a 10000 cicli di inserimento.
Strong contacts. Tested up to 10000 insertion cycles.

Contatti di terra nichelati.
Nickel plated earth pins.



Realizzate in **policarbonato,** materiale che garantisce qualità e resistenza all'urto, al calore e all'invecchiamento.
Adatte anche ad ambienti professionali.
Made of **polycarbonate,** a material that guarantees quality and resistance to impacts, heat and ageing.

DISPONIBILI LE VERSIONI CON: | VERSIONS AVAILABLE



5VDC
3,4 A

2 uscite USB a ricarica rapida 3,4A.
2 USB sockets for fast charging 3,4A.



INTERRUTTORE bipolare a raso, per evitare la pressione accidentale. Protezione da sovratensioni nelle versioni con USB.
Bipolar flush **SWITCH**, to avoid accidental pressure.
Surge protection device in USB versions.

SENZA CAVO
WITHOUT CABLE



SLIDING SYSTEM
Rapido accesso ai morsetti per un cablaggio comodo e veloce, accessibile dalla parte frontale con pratica slitta coprimorsetti a scomparsa.
E' possibile fissare la multipresa a parete e fare il cablaggio successivamente.

Easy access to the terminals for quick wiring, accessible from the front with a practical terminal cover sliding system.
It is possible to fix the multiple socket to the wall and do the wiring later.



Possibilità di cablare cavi fino a 2,5mm².

Possibility of wiring cables up to 2,5mm².



Due accessori a corredo:
- Uno per l'ingresso standard del cavo.
- Uno per l'ingresso della canalina o per un ingresso posteriore del cavo.

Two accessories included:
- One for standard cable entry.
- One for the minitrunking entry or for a rear cable entry.

CON CAVO
WITH CABLE



Possibilità di sostituire il cavo a bisogno.
Possibility to replace the cable if needed.



Spina a 90° salvaspazio.
90° space-saving plug.



L'entrata conica agevola il movimento del cavo.
The conical entry facilitates the movement of the cable.

MADE
IN ITALY

SENZA CAVO
WITHOUT CABLE

10/16A 2P+T 250V
P40

3 PRESE
SOCKETS

CSV

	REF.	SWITCH SWITCH	USB USB	
	**RS8311B**	–	–	Cartoncino appendibile Paper blister
	**RS8311N**	–	–	Cartoncino appendibile Paper blister
	**RS8312B**	✓	–	Cartoncino appendibile Paper blister
	**RS8312N**	✓	–	Cartoncino appendibile Paper blister

4 PRESE
SOCKETS

CSV

	REF.	SWITCH SWITCH	USB USB	
	**RS8411B**	–	–	Cartoncino appendibile Paper blister
	**RS8411N**	–	–	Cartoncino appendibile Paper blister
	**RS8412B**	✓	–	Cartoncino appendibile Paper blister
	**RS8412N**	✓	–	Cartoncino appendibile Paper blister
	**RS8412UB**	✓	+Protezione sovratensioni	2x	Cartoncino appendibile Paper blister
	**RS8412UN**	✓	+Protezione sovratensioni	2x	Cartoncino appendibile Paper blister

MADE IN ITALY

5 PRESE SOCKETS

CSV

	REF.	SWITCH SWITCH	USB USB	
	**RS8512B**	✓	–	Cartoncino appendibile Paper blister
	**RS8512N**	✓	–	Cartoncino appendibile Paper blister

6 PRESE SOCKETS

CSV

	REF.	SWITCH SWITCH	USB USB	
	**RS8611B**	–	–	Cartoncino appendibile Paper blister
	**RS8611N**	–	–	Cartoncino appendibile Paper blister
	**RS8612B**	✓	–	Cartoncino appendibile Paper blister
	**RS8612N**	✓	–	Cartoncino appendibile Paper blister

MADE
IN ITALY

CON CAVO
WITH CABLE

10/16A 2P+T 250V
P40

16A 2P+T 250V
S17

CAVO H05VV-F 3G1,5
CABLE 1,5M

3 PRESE SOCKETS

CSV

	REF.	SWITCH SWITCH	USB USB	
	**RS8321B**	–	–	Cartoncino appendibile Paper blister
	**RS8321N**	–	–	Cartoncino appendibile Paper blister
	**RS8322B**	✓	–	Cartoncino appendibile Paper blister
	**RS8322N**	✓	–	Cartoncino appendibile Paper blister

4 PRESE SOCKETS

CSV

	REF.	SWITCH SWITCH		USB USB	
	**RS8421B**	–		–	Cartoncino appendibile Paper blister
	**RS8421N**	–		–	Cartoncino appendibile Paper blister
	**RS8422B**	✓		–	Cartoncino appendibile Paper blister
	**RS8422N**	✓		–	Cartoncino appendibile Paper blister
	**RS8422UB**	✓	+Protezione sovratensioni	2x	Cartoncino appendibile Paper blister
	**RS8422UN**	✓	+Protezione sovratensioni	2x	Cartoncino appendibile Paper blister

MADE
IN ITALY

5 PRESE
SOCKETS

CSV





REF.	SWITCH SWITCH	USB USB	
RS8522B	✓	–	Cartoncino appendibile Paper blister
RS8522N	✓	–	Cartoncino appendibile Paper blister

6 PRESE
SOCKETS

CSV









REF.	SWITCH SWITCH	USB USB	
RS8621B	–	–	Cartoncino appendibile Paper blister
RS8621N	–	–	Cartoncino appendibile Paper blister
RS8622B	✓	–	Cartoncino appendibile Paper blister
RS8622N	✓	–	Cartoncino appendibile Paper blister

SERIE EMILIA
MULTIPRESA DOMESTICA CON CAVO E SPINA
MULTISOCKET WITH CABLE
16A

LE PIÙ COMPATTE DEL MERCATO
Disponibile da 3 a 6 prese, il design semplice e compatto rende Emilia una multipresa versatile per ogni uso domestico.

THE MOST COMPACT ON THE MARKET
Available from 3 to 6 outlets, the simple and compact design makes Emilia a versatile multisocket for every domestic use.



SEDE POSTERIORE DELLE VITI, per fissaggio a parete.
REAR POSITION OF THE SCREWS, for wall fixing.



PRESE SCHUKO P40 COMPATTE, con pozzetto basso.
SCHUKO SOCKET P40

ENTRATA DEL CAVO AFFUSOLATA
TAPERED CABLE ENTRY

INTERRUTTORE LUMINOSO di accensione 2P.
LIGHT SWITCH 2P



Disponibile in nero e in bicolore (bianco e grigio).
Available in black and two-colors (white and gray).

3 PRESE
SOCKETS







REF.	COLOR COLOUR	CAVO CABLE	SWITCH SWITCH	SPINA PLUG	2x PRESE SOCKETS	1x PRESE SOCKETS		
RS94003		H05VV-F 3G1 1,5M	✓	16A 2P+T 250V SPA17	10/16A 2P+T P17/11	16A 2P+T 250V P40 Standard bivalente	10/50	Sacchetto e cavaliere Hand hole bag
RS94004								

3 PRESE
SOCKETS





REF.	COLOR COLOUR	CAVO CABLE	SWITCH SWITCH	SPINA PLUG	1x PRESE SOCKETS		
RS94001		H05VV-F 3G1 1,5M	✓	16A 2P+T 250V SPA17	16A 2P+T 250V P40 Standard bivalente	10/50	Sacchetto e cavaliere Hand hole bag
RS94002							

4 PRESE
SOCKETS





REF.	COLOR COLOUR	CAVO CABLE	SWITCH SWITCH	SPINA PLUG	PRESE SOCKETS		
RS94060 **RS94360**	◐	H05VV-F 3G1 1,5M H05VV-F 3G1 3 M.	✓	90° 16A 2P+T 250V SPA17	4x 10/16A 2P+T P40	10/10	Sacchetto e cavaliere Hand hole bag
RS94073 **RS94373**	●	H05VV-F 3G1 1,5M H05VV-F 3G1 3 M.	✓	90° 16A 2P+T 250V SPA17	4x 10/16A 2P+T P40	10/10	Sacchetto e cavaliere Hand hole bag

5 PRESE
SOCKETS





REF.	COLOR COLOUR	CAVO CABLE	SWITCH SWITCH	SPINA PLUG	PRESE SOCKETS		
RS94005 **RS94305**	◐	H05VV-F 3G1 1,5M H05VV-F 3G1 3 M.	✓	90° 16A 2P+T 250V SPA17	5x 10/16A 2P+T P40	10/10	Sacchetto e cavaliere Hand hole bag
RS94006 **RS94306**	●	H05VV-F 3G1 1,5M H05VV-F 3G1 3 M.	✓	90° 16A 2P+T 250V SPA17	5x 10/16A 2P+T P40	10/10	Sacchetto e cavaliere Hand hole bag

6 PRESE
SOCKETS





REF.	COLOR COLOUR	CAVO CABLE	SWITCH SWITCH	SPINA PLUG	PRESE SOCKETS	
RS94124		H05VV-F 3G1 1,5M	✓	16A 2P+T 250V SPA17	10/16A 2P+T P40	10/10 Sacchetto e cavaliere Hand hole bag
RS94125						



SERIE EMILIA
MULTIPRESA DOMESTICA CON CAVO E SPINA
MULTISOCKET WITH CABLE
10A

LE PIÙ COMPATTE DEL MERCATO
Disponibile con 3 o 6 prese, il design semplice e compatto rende Emilia una multipresa versatile per ogni uso domestico.

THE MOST COMPACT ON THE MARKET
Available from 3 to 6 outlets, the simple and compact design makes Emilia a versatile multi-socket for every domestic use.

INTERRUTTORE CON LIMITATORE DI SICUREZZA INTEGRATO
SWITCH WITH INTEGRATED SAFETY LIMITER



SPINA 10A
10A PLUG

90°

POLICARBONATO
POLYCARBONATE

3 PRESE SOCKETS





REF.	COLOR COLOUR	CAVO CABLE	SWITCH SWITCH	SPINA PLUG	2x PRESE SOCKETS	1x PRESE SOCKETS		
RS94003T RS94004T	◐ ●	H05VV-F 3G0,75 1,5M	✓	10A 2P+T 250V SPA11	10 A S11	16A 2P+T 250V P40 Standard bivalente	10/10	Sacchetto e cavaliere Hand hole bag

3 PRESE SOCKETS





REF.	CO-LOR CO-LOUR	CAVO CABLE	SWITCH SWITCH	SPINA PLUG	3x PRESE SOCKETS		
RS94001T RS94002T	◐ ●	H05VV-F 3G0,75 1,5M	✓	10A 2P+T 250V SPA11	16A 2P+T 250V P40 Standard bivalente	10/10	Sacchetto e cavaliere Hand hole bag

4 PRESE SOCKETS





REF.	CO-LOR CO-LOUR	CAVO CABLE	SWITCH SWITCH	SPINA PLUG	4x PRESE SOCKETS		
RS94060T RS94073T	◐ ●	H05VV-F 3G0,75 1,5M	✓	10A 2P+T 250V SPA11	16A 2P+T 250V P40 Standard bivalente	10/10	Sacchetto e cavaliere Hand hole bag

EMILIA SMART
MULTIPRESA DA PARETE
WALL MULTISOCKET

PATENTED

Minimo ingombro e massima praticità: moltiplica le prese elettriche dove più ti servono, con una multipresa sicura e dal montaggio rapido e intuitivo, senza necessità di opere murarie.

Due possibilità di montaggio:
1. Con nastro biadesivo (già incluso).
2. Con viti di fissaggio (incluse) e tappini copri vite (inclusi).

Minimum size and maximum practicality: multiply the sockets where you need them most, with a safe multisocket with quick and intuitive assembly, without the need for masonry work.

Two mounting options:
1. With double-sided tape (already included).
2. With fixing screws (included) and screw cover caps (included).

1

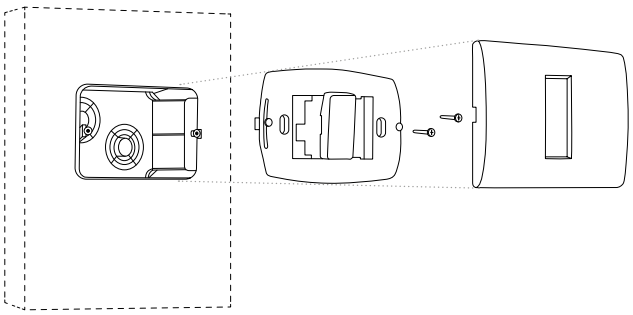

Nessuna opera muraria.
No need to break the wall.

Mantieni la tua placca.
You can keep your plate.

2

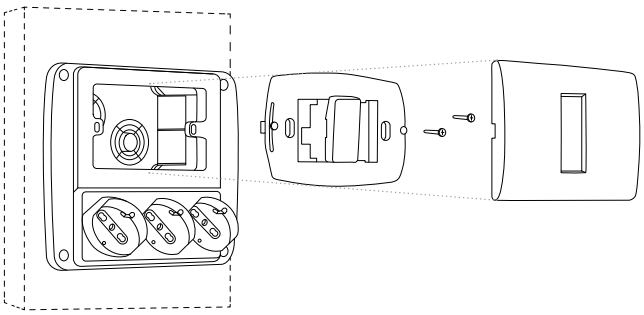

Installazione semplice.
Easy installation.

PIÙ ORDINE
MORE ORDER



Niente più cavi pericolosi e in disordine.

No more dangerous and messy cables.

PIÙ COMODITÀ E SICUREZZA
COMFORTABLE AND SAFE



Più spazio, più ordine, più sicurezza, più comodità.

More space, more order, more safety, more comfort.

UNIVERSALE
UNIVERSAL



Compatible con tutte le placche a 3 posti sul mercato.

Compatible with all 3-place plates on the market.

FACILE MONTAGGIO.
Non necessita di nessuna opera muraria, solo di un semplice collegamento elettrico.
EASY ASSEMBLY.
It does not require any masonry work, just a simple electrical connection.



COMPATIBILE con tutte le placche 3 moduli presenti sul mercato.
Compatible with all 3-place plates on the market.



GIÀ PREDISPOSTA PER IL CABLAGGIO
ALREADY PREPARED FOR WIRING

TAPPI COPRI-VITE IN DOTAZIONE
SCREW COVER CAPS SUPPLIED

BIANCO
WHITE

NERO
BLACK

DUE VERSIONI
TWO VERSIONS



MULTIUSO INDOOR
INDOOR MULTIPLE APPLICATIONS



MULTIPRESA DA PARETE
WALL MULTISOCKET





10/16A 2P+T 250V
4x P17/P11

REF.	COLOR COLOUR		
RS94130	○	1/20	Cartoncino appendibile Paper blister
RS94131	●	1/20	Cartoncino appendibile Paper blister

MULTIPRESA DA PARETE
WALL MULTISOCKET





16A 2P+T 250V
Standard bivalente
3x P40

REF.	COLOR COLOUR		
RS94132	○	1/20	Cartoncino appendibile Paper blister
RS94133	●	1/20	Cartoncino appendibile Paper blister


CUCINA
KITCHEN


SOGGIORNO
LIVING


UFFICIO
OFFICE
USB3.0

3 PRESE
SOCKETS



REF.	CAVO CABLE	SWITCH SWITCH	SPINA 1x PLUG	PRESE 3x SOCKETS		
RS92113	H05VV-F 3G1 1,5M	✓	16A 2P+T 250V S17	10/16A 2P+T 250V P11/17	5/25	Sacchetto e cavaliere Hand hole bag

5 PRESE
SOCKETS



REF.	CAVO CABLE	SWITCH SWITCH	SPINA 1x PLUG	PRESE 5x SOCKETS		
RS92117	H05VV-F 3G1 1,5M	✓	16A 2P+T 250V S17	10/16A 2P+T 250V P11/17	5/2	Sacchetto e cavaliere Hand hole bag

8 PRESE
SOCKETS



REF.	CAVO CABLE	SWITCH SWITCH	SPINA 1x PLUG	PRESE 8x SOCKETS		
RS92121	H05VV-F 3G1 1,5M	✓	16A 2P+T 250V S17	10/16A 2P+T 250V P11/17	15/75	Sacchetto e cavaliere Hand hole bag

3 PRESE
SOCKETS



REF.	CAVO CABLE	SWITCH SWITCH	PRESE 3x SOCKETS		
RS92007	—	—	10/16A 2P+T 250V P17/11	20/100	Sacchetto e cavaliere Hand hole bag

6 PRESE
SOCKETS





REF.	COLOR COLOUR	CAVO CABLE	SWITCH SWITCH	PRESE 6x SOCKETS		
RS92015	○	—	—	10/16A 2P+T 250V P17/11	5/25	Sacchetto e cavaliere Hand hole bag
RS92016	●					

4 PRESE SCHUKO BIVALENTE
ITALIAN SCHUKO SOCKETS





Ingresso del cavo squadrato, adatto per canaline.
Squared cable entry, suitable for minitrunking.

REF.	COLOR COLOUR	CAVO CABLE	SWITCH SWITCH	PRESE 4x SOCKETS		
RS92023	○	—	✓	10/16A 2P+T 250V P40	10/50	Sacchetto e cavaliere Hand hole bag
RS92024	●					

9 PRESE
SOCKETS



REF.	CAVO CABLE	SWITCH SWITCH	3x PRESE SOCKETS	6x PRESE SOCKETS		
RS92099	—	—	16A 2P+T 250V P30	10/16A 2P+T 250V P17/11	10/50	Sacchetto e cavaliere Hand hole bag

6 PRESE
SOCKETS





REF.	COLOR COLOUR	CAVO CABLE	SWITCH SWITCH	1x SPINA PLUG	4x PRESE SOCKETS	2x PRESE SOCKETS		
RS92104	○	H05VV-F 3G1 1,5M	✓	16A 2P+T 250V S17	10/16A 2P+T 250V P11/17	16A - 2P+T P30	5/5	Sacchetto e cavaliere Hand hole bag
RS92104N	●							

9 PRESE
SOCKETS





REF.	COLOR COLOUR	CAVO CABLE	SWITCH SWITCH	1x SPINA PLUG	3x PRESE SOCKETS	3x PRESE SOCKETS		
RS92101	○	H05VV-F 3G1 1,5M	✓	16A 2P+T 250V S17	10/16A 2P+T 250V P11/17	16A - 2P+T 250V P30	5/5	Sacchetto e cavaliere Hand hole bag
RS92101N	●							

6 PRESE
SOCKETS



REF.	CAVO CABLE	SWITCH SWITCH	1x SPINA PLUG	6x PRESE SOCKETS		
RS92125	H05VV-F 3G1 1,5M	✓	16A 2P+T 250V S17	10/16A 2P+T 250V P40	SALVAFULMINI LIGHTNING PROTECTION	5/30 Sacchetto e cavaliere Hand hole bag

8 PRESE
SOCKETS



REF.	CAVO CABLE	SWITCH SWITCH	1x SPINA PLUG	8x PRESE SOCKETS		
RS92129	H05VV-F 3G1 1,5M	✓	16A 2P+T 250V S17	10/16A 2P+T 250V P40	SALVAFULMINI LIGHTNING PROTECTION	5/30 Sacchetto e cavaliere Hand hole bag



14
PROLUNGHE
EXTENSION CABLES

PROLUNGHE DOMESTICHE
DOMESTIC EXTENSION CABLES
314

PROLUNGHE GIARDINO
GARDEN EXTENSION CABLES
316

PROLUNGA DOMESTICA FLAT
FLAT DOMESTIC EXTENSION CABLE





REF.	M	SEZIONE SECTION	COLOR COLOUR	TIPO CAVO CABLE TYPE	SPINA PLUG	PRESE SOCKETS	TENSIONE VOLTAGE	
RS92036	0,5	3G0,75	○	H05VV-F	10A 2P+T SPA11	10A 2P+T P11	250V	8/96
RS92037	0,5	3G0,75	●	H05VV-F	10A 2P+T SPA11	10A 2P+T P11	250V	8/96
RS92038	3	3G0,75	○	H05VV-F	10A 2P+T SPA11	10A 2P+T P11	250V	6/48
RS92039	3	3G0,75	●	H05VV-F	10A 2P+T SPA11	10A 2P+T P11	250V	6/48
RS92043	0,5	3G1	○	H05VV-F	16A 2P+T S17	10/16A 2P+T P17/11	250V	8/96
RS92044	0,5	3G1	●	H05VV-F	16A 2P+T S17	10/16A 2P+T P17/11	250V	8/96
RS92045	3	3G1	○	H05VV-F	16A 2P+T S17	10/16A 2P+T P17/11	250V	6/48
RS92046	3	3G1	●	H05VV-F	16A 2P+T S17	10/16A 2P+T P17/11	250V	6/48



PROLUNGA DOMESTICA
DOMESTIC EXTENSION CABLE



REF.	M	SEZIONE SECTION	TIPO CAVO CABLE TYPE	SPINA PLUG	PRESE SOCKETS	TENSIONE VOLTAGE	
RS92047	3	3G1	H05VV-F	10A 2P+T S11	10A 2P+T P11	250V	10/50
RS92049	5	3G1	H05VV-F	10A 2P+T S11	10A 2P+T P11	250V	8/40
RS92030	3	3G1,5	H05VV-F	16A 2P+T S17	10/16A 2P+T P17/11	250V	10/50
RS92032	5	3G1,5	H05VV-F	16A 2P+T S17	10/16A 2P+T P17/11	250V	8/40
RS92034	10	3G1,5	H05VV-F	16A 2P+T S17	10/16A 2P+T P17/11	250V	1/10



REF.	M	SEZIONE SECTION	TIPO CAVO CABLE TYPE	SPINA PLUG	PRESE SOCKETS	TENSIONE VOLTAGE	
RS92048	3	3G1	H05VV-F	10A 2P+T S11	10A 2P+T P11	250V	10/50
RS92050	5	3G1	H05VV-F	10A 2P+T S11	10A 2P+T P11	250V	8/40
RS92031	3	3G1,5	H05VV-F	16A 2P+T S17	10/16A 2P+T P17/11	250V	10/50
RS92033	5	3G1,5	H05VV-F	16A 2P+T S17	10/16A 2P+T P17/11	250V	8/40



PROLUNGA GIARDINO
GARDEN EXTENSION CABLE
IP20



REF.	M	W	SEZIONE SECTION	TIPO CAVO CABLE TYPE	SPINA PLUG	PRESE SOCKETS	TENSIONE VOLTAGE	
ER32203R	20	2200W	3G1	H05VV-F	16A-2P+T Schuko + Francia Schuko + France S31	16A - 2P+T Standard tedesco Schuko Standard	250V	5 Film
ER32251R	25	2200W	2G1	H05VV-F	16A-2P+T Schuko + Francia Schuko + France S31	16A - 2P+T Standard tedesco Schuko Standard	250V	5 Film
ER32253R	25	2200W	3G1	H05VV-F	16A-2P+T Schuko + Francia Schuko + France S31	16A - 2P+T Standard tedesco Schuko Standard	250V	5 Film
ER32204R	20	3500W	3G1,5	H05VV-F	16A-2P+T Schuko + Francia Schuko + France S31	16A - 2P+T Standard tedesco Schuko Standard	250V	5 Film
ER32254R	25	3500W	3G1,5	H05VV-F	16A-2P+T Schuko + Francia Schuko + France S31	16A - 2P+T Standard tedesco Schuko Standard	250V	5 Film
ER32304R	30	3500W	3G1,5	H05VV-F	16A-2P+T Schuko + Francia Schuko + France S31	16A - 2P+T Standard tedesco Schuko Standard	250V	5 Film
ER32404R	40	3500W	3G1,5	H05VV-F	16A-2P+T Schuko + Francia Schuko + France S31	16A - 2P+T Standard tedesco Schuko Standard	250V	5 Film
ER32504R	50	3500W	3G1,5	H05VV-F	16A-2P+T Schuko + Francia Schuko + France S31	16A - 2P+T Standard tedesco Schuko Standard	250V	5 Film
ER32255R	25	3500W	3G2,5	H05VV-F	16A-2P+T Schuko + Francia Schuko + France S31	16A - 2P+T Standard tedesco Schuko Standard	250V	5 Film
ER32305R	30	3500W	3G2,5	H05VV-F	16A-2P+T Schuko + Francia Schuko + France S31	16A - 2P+T Standard tedesco Schuko Standard	250V	5 Film
ER32405R	40	3500W	3G2,5	H05VV-F	16A-2P+T Schuko + Francia Schuko + France S31	16A - 2P+T Standard tedesco Schuko Standard	250V	5 Film
ER32505R	50	3500W	3G2,5	H05VV-F	16A-2P+T Schuko + Francia Schuko + France S31	16A - 2P+T Standard tedesco Schuko Standard	250V	5 Film



15
AVVOLGICAVO DOMESTICI
DOMESTIC CABLE REELS

SERIE CR
CR SERIES
320

SERIE ECOLOGICA
ECOLOGICS SERIES
322

SERIE ROTRA
ROTRA SERIES
324

SERIE GARDEN
GARDEN SERIES
325

AVVOLGICAVO
CABLE REELS

Con un supporto metallico in acciaio zincato, gli avvolgicavi Serie CR sono realizzati in materiale antiurto altamente resistente e dotati di un dispositivo termico di sicurezza. Ideali per garantire ordine e sicurezza negli ambienti domestici.

With a galvanized steel metal support, the CR Series cable reels are made of highly resistant shockproof material and equipped with a thermal safety device. Ideal for guaranteeing order and safety in domestic environments.

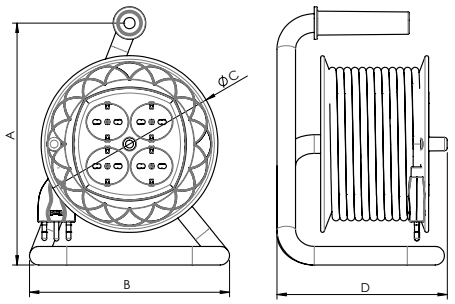

m	25	40	50
A	300	390	390
B	230	280	280
C	235	294	294
D	200	220	220



DISPOSITIVO TERMICO
di sicurezza.
THERMAL CUT-OUT

MATERIALE RESISTENTE
a urti e cadute.
RESISTANT MATERIAL
to bumps and falls.

SUPPORTO METALLICO
in acciaio zincato Ø20.
Zinc-coated
METAL FRAME Ø20

AVVOLGICAVO
CABLE REEL
IP20



REF.	M	W	SEZIONE SECTION	TIPO CAVO CABLE TYPE	SPINA PLUG	PRESE SOCKETS	TENSIONE VOLTAGE	
CR14154BNS*	15	3500W	3G1,5	H05VV-F	16A 2P + T S17	16A 2P+T Standard bivalente **4x** P40	250V	1
CR14254BN*	25	3500W	3G1,5	H05VV-F	16A 2P + T S17	16A 2P+T Standard bivalente **4x** P40	250V	1
CR14504BN*	50	3500W	3G1,5	H05VV-F	16A 2P + T S17	16A 2P+T Standard bivalente **4x** P40	250V	1
CR34154BNS	15	3500W	3G1,5	H05VV-F	Schuko + Francia 16A-2P+T S31	16A - 2P+T **4x** Schuko	250V	1
CR34254BN	25	3500W	3G1,5	H05VV-F	Schuko + Francia 16A-2P+T S31	16A - 2P+T **4x** Schuko	250V	1
CR34504BN	50	3500W	3G1,5	H05VV-F	Schuko + Francia 16A-2P+T S31	16A - 2P+T **4x** Schuko	250V	1
CR24154BNS	15	3500W	3G1,5	H05VV-F	Schuko + Francia 16A-2P+T S31	16A - 2P+T Standard francese **4x** French Standard	250V	1
CR24254BN	25	3500W	3G1,5	H05VV-F	Schuko + Francia 16A-2P+T S31	16A - 2P+T Standard francese **4x** French Standard	250V	1
CR24504BN	50	3500W	3G1,5	H05VV-F	Schuko + Francia 16A-2P+T S31	16A - 2P+T Standard francese **4x** French Standard	250V	1

* Articolo gestito a stock. | This product is available on stock.

AVVOLGICAVO ECOLOGICI
ECO CABLE REELS

Supporto in metallo.
Metal support.



Tamburo in PLASTICA RICICLATA ad alta resistenza, nato dal riciclo di tappi di bottiglia.
High resistance RECYCLED PLASTIC drum, born from the recycling of bottle caps.



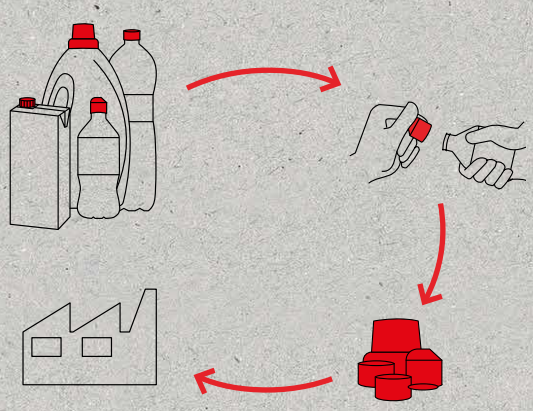

PROCESSO DI RICICLO
RECYCLING PROCESS

Onlus e associazioni no profit raccolgono tappi di plastica e li vendono ad aziende specializzate nella lavorazione della materia prima.
Onlus and non-profit associations collect plastic caps and sell them to companies specialized in processing the raw material.

Il ricavato dalla vendita dei tappi è speso per progetti di ricerca e beneficenza.
The proceeds from the sale of the taps are spent on research projects and charities.

Aziende specializzate trasformano il materiale recuperato in granuli pronti per essere fusi e trasformati in nuovi oggetti.
Specialized companies transform the recovered material into granules ready to be melted down and transformed into new objects.

Il nuovo materiale plastico viene utilizzato per la creazione del tamburo dei nostri avvolgicavo.
The new plastic material is used to create the drum of our cable reels.

AVVOLGICAVO ECOLOGICO
ECO CABLE REEL
IP20



REF.	M	W	SEZIONE SECTION	TIPO CAVO CABLE TYPE	SPINA PLUG	PRESE SOCKETS	TENSIONE VOLTAGE	
CR14154RK	15	3500W	3G1,5	H05VV-F	16A 2P + T S17	16A 2P+T Standard bivalente **4x** P40	250V	1
CR14254RK	25	3500W	3G1,5	H05VV-F	16A 2P + T S17	16A 2P+T Standard bivalente **4x** P40	250V	1
CR14504RK	50	3500W	3G1,5	H05VV-F	16A 2P + T S17	16A 2P+T Standard bivalente **4x** P40	250V	1
CR34154RK	15	3500W	3G1,5	H05VV-F	Schuko + Francia 16A-2P+T S31	16A - 2P+T **4x** Schuko	250V	1
CR34254RK	25	3500W	3G1,5	H05VV-F	Schuko + Francia 16A-2P+T S31	16A - 2P+T **4x** Schuko	250V	1
CR34504RK	50	3500W	3G1,5	H05VV-F	Schuko + Francia 16A-2P+T S31	16A - 2P+T **4x** Schuko	250V	1
CR24154RK	15	3500W	3G1,5	H05VV-F	Schuko + Francia 16A-2P+T S31	16A - 2P+T Standard francese **4x** French Standard	250V	1
CR24254RK	25	3500W	3G1,5	H05VV-F	Schuko + Francia 16A-2P+T S31	16A - 2P+T Standard francese **4x** French Standard	250V	1
CR24504RK	50	3500W	3G1,5	H05VV-F	Schuko + Francia 16A-2P+T S31	16A - 2P+T Standard francese **4x** French Standard	250V	1

AVVOLGICAVO
CABLE REEL
IP20

Dispositivo di protezione.

Safety cut-out.



REF.	M	W	SEZIONE SECTION	TIPO CAVO CABLE TYPE	SPINA PLUG	PRESE SOCKETS	TENSIONE VOLTAGE	
RS76107	5	2200W	3G1	H05VV-F	16A - 2P+T S17	**4x** 16A 2P+T Standard bivalente P40	250V	6
RS76110	5	3200W	3G1,5	H05VV-F	16A - 2P+T S17	**4x** 16A 2P+T Standard bivalente P40	250V	6
RS76111	10	3200W	3G1,5	H05VV-F	16A - 2P+T S17	**4x** 16A 2P+T Standard bivalente P40	250V	6
RS76113	15	3200W	3G1,5	H05VV-F	16A - 2P+T S17	**4x** 16A 2P+T Standard bivalente P40	250V	4
RS76114	20	3200W	3G1,5	H05VV-F	16A - 2P+T S17	**4x** 16A 2P+T Standard bivalente P40	250V	4



AVVOLGICAVO
CABLE REEL
IP20

Dispositivo di protezione.
Supporto metallico.

Safety cut-out.
Metal frame.



REF.	M	W	SEZIONE SECTION	TIPO CAVO CABLE TYPE	SPINA PLUG	PRESE SOCKETS	TENSIONE VOLTAGE	
GD14203VR*	20	2200W	3G1,5	H05VV-F	16A - 2P+T S17	10/16A 2P+T P30-P11/17	250V	1
GD14254VR*	25	3500W	3G1,5	H05VV-F	16A - 2P+T S17	10/16A 2P+T P30-P11/17	250V	1
GD14504VR	50	3500W	3G1,5	H05VV-F	16A - 2P+T S17	10/16A 2P+T P30-P11/17	250V	1

AVVOLGICAVO VUOTO
EMPTY CABLE REEL

Supporto metallico provvisto di manopola.
Tamburo in polipropilene per avvolgimento cavo.

Metal frame with handle.
Polypropylene drum for the cable reeling.



REF.	DESCRIZIONE DESCRIPTION	
GD0230V	ø Tamburo: 230mm ø Drum: 230mm	1
GD0300V	ø Tamburo: 300mm ø Drum: 300mm	1



16
SCATOLE PORTAMODULI
SWITCHES AND PLATES

PLACCHE E ACCESSORI
PLATES AND ACCESORIES
328

CALOTTE E SCATOLE PROTETTIVE
PROTECTIVE COVERS AND BOXES
331

PRESA BIVALENTE PER PLACCA
ITALIAN SOCKET FOR PLATE



10A/16A - 2P+T
P17/11

REF.	A	P		
21159	10/16	3	4/180	Flow Pack

PRESA SCHUKO PER PLACCA
SCHUKO SOCKET FOR PLATE



16A - 2P+T
P40

REF.	A	P		
21170	16	3	2/90	Flow Pack

PRESA UK PER PLACCA
UK SOCKET FOR PLATE



13A - 2P+T
Standard inglese
British Standard

REF.	A	P		
21178	13	3	2/90	Flow Pack

INTERRUTTORE MULTIFUNZIONE
MULTIFUNCTIONAL SWITCH

Tasto multifunzione predisposto per essere: pulsante, interruttore, deviatore, interruttore 2P 250V.

Multifunctional switch working as: button, switch, diverter, switch 2P 250V.



REF.	A	P		
21060	16	3	4/180	Flow Pack

INVERTITORE
INVERTER

Invertitore 16AX 250V.

Inverter 16AX 250V.



REF.	A	P		
21004	16	3	4/180	Flow Pack

PRESA TELEFONO
TELEPHONE OUTLET

Presa telefono RJ11 plug 6-6.

RJ11 Telephone outlet plug 6-6.



REF.	A	P		
21215	16	3	4/180	Flow Pack

PRESA TV
TV OUTLET

Presa TV 9,5mm passante.

TV outlet 9,5mm.



REF.	A	P		
21255	16	3	4/180	Flow Pack

SALISCENDI SENZA BLOCCO
DOUBLE SWITCH WITHOUT BLOCK

Pulsante doppio senza blocco per saliscendi 1PNO+1PNO.

Double switch without block for saver window 1PNO+1PNO.



REF.	A	P		
21020	16	3	4/180	Flow Pack

TASTO CIECO
PLAIN SWITCH

Tasto cieco, 1 modulo.

Plain switch, 1 module.



REF.	A	P		
21090	16	3	100/800	Flow Pack

PLACCA 3 POSTI
3 MODULES PLATE

REF.	A	P		
21MX103	16	3	30/240	Flow Pack

SUPPORTO 3 POSTI CON VITI
SUPPORTO 3 POSTI
CON VITI



REF.	A	P		
38003	16	3	100/100	Flow Pack

SCATOLE DI SUPERFICIE
WALL BOXES
IP20

Minicassetta esterna di derivazione.

Outdoor mini junction box.



REF.	MODULI MODULES		
RS00470-B	2	32/128	Flow Pack

SCATOLE DI SUPERFICIE
WALL BOXES
IP20

Minicassetta esterna di derivazione.

Outdoor mini junction box.



REF.	MODULI MODULES		
RS00472-B	2	32/128	Flow Pack

CONTENITORE DA PARETE
WALL BOXES
IP40



REF.	MODULI MODULES		
RS43301	1	36	Busta/Cartone Case/Carton

CONTENITORE DA PARETE
WALL BOXES
IP40



REF.	MODULI MODULES		
RS43302	2	36	Busta/Cartone Case/Carton

CONTENITORE DA PARETE
WALL BOXES
IP40



REF.	MODULI MODULES		
RS43303	3	24	Busta/Cartone Case/Carton

CONTENITORE DA PARETE
WALL BOXES
IP40



REF.	MODULI MODULES		
RS43304	2+2	18	Busta/Cartone Case/Carton

CALOTTA PROTETTIVA
PROTECTIVE COVER
IP55



REF.	MODULI MODULES		
RS43401	1	36	Busta/Cartone Case/Carton

CALOTTA PROTETTIVA
PROTECTIVE COVER
IP55



REF.	MODULI MODULES		
RS43402	2	30	Busta/Cartone Case/Carton

CONTENITORE DA PARETE
WALL BOXES
IP55



REF.	MODULI MODULES		
RS43403	3	24	Busta/Cartone Case/Carton

CONTENITORE DA PARETE
WALL BOXES
IP55



REF.	MODULI MODULES		
RS43404	2+2	15	Busta/Cartone Case/Carton

CONTENITORE DA PARETE
WALL BOXES
IP55



REF.	MODULI MODULES		
RS43502	2	30	Busta/Cartone Case/Carton

CONTENITORE DA PARETE
WALL BOXES
IP55



REF.	MODULI MODULES		
RS43503	3	30	Busta/Cartone Case/Carton

SUPPORTO GUIDA DIN
SUPPORT FOR DIN RAIL



REF.	MODULI MODULES		
RS43801	1	20/160	Busta/Cartone Case/Carton

SUPPORTO GUIDA DIN
SUPPORT FOR DIN RAIL



REF.	MODULI MODULES		
RS43802	2	20/80	Busta/Cartone Case/Carton

ADATTATORI
ADAPTORS







REF.	MODULI MODULES		
RS43000	1	30/360	Busta/Cartone Case/Carton
RS43002	2	30/360	Busta/Cartone Case/Carton
RS43003	3	30/360	Busta/Cartone Case/Carton



17
MINICANALE
MINITRUNKING

MINICANALE ADESIVE
ADHESIVE MINITRUNKING
336

MINICANALE E ACCESSORI
MINITRUNKING
AND ACCESORIES
340

CANALROLL
CANALROLL

PATENTED

La prima canalina che si può tagliare su misura, autodesiva e facile da installare. Finalmente è facile organizzare i cavi della TV, del computer, del modem...

The first cable trucking. Ready to cut to size, self-adhesive and easy installation. Now, you can easly organize all your TV cables, PC, modem...

BIANCO | WHITE

5M

FORMA | SHAPE



REF.	DIMENSIONI SIZE		
71501-A	10x10mm	1/25	Busta/Cartone Case/Carton



Facile da tagliare.
Easy to scissor.



Autoadesiva.
Self-adhesive.



Facile da installare.
Easy installation.



Condotto interno guidato.
Easy guided.



Pulito e discreto.
Clean and discreet.

CANALINA ADESIVA
ADHESIVE CABLE TRUNKING

La canalina adesiva, disponibile in diverse dimensioni, è l'accessorio perfetto per nascondere dalla vista cavi e fili in disordine. La chiusura è solida e resistente, si taglia facilmente con l'aiuto delle forbici.

The adhesive minitrunking, available in different sizes, is the perfect accessory to hide messy cables and wires. The closure is solid and resistant, it is easily cut with the help of scissors.



Semplice taglio con forbici.
Easy cut with scissors.

Montaggio rapido.
Easy installation.

Pitturabile.
Paintable.

Con nastro adesivo.
With adhesive.

Chiusura solida e resistente all'impatto.
Firmly clipped on, resistant to impac.

CANALINA ADESIVA
ADHESIVE CABLE TRUNKING

10x16mm | 5m



REF.	
RS71502A	1 Blister appendibile Carton box

CANALINA ANGOLARE ADESIVA
CORNER CABLE TRUNKING WITH ADHESIVE

15x32mm | 5m



REF.	
RS71503A	1 Blister appendibile Carton box



1. Misurare.
Measure.



2. Tagliare la lunghezza desiderata.
Cut to desired length.



3. Piegare i lati della canalina.
Fold & clip.



4. Rimuovere la pellicola del nastro adesivo e adattare la canalina ad una superficie.
Peel adhesive and install to flat surface.



5. Inserire i cavi.
Install cables.



MINICANALA
MINITRUNKING

Fornito in pezzi da 2 metri.
Colore: bianco

2m. bars.
Color: white



	REF.	DESCRIZIONE DESCRIPTION	DIMENSIONI DIMENSION		
	**RS71518-A**	Coperchio avvolgente **autoadesiva** With cover **self-adhesive**	7x12	120m 60 pz	Scatola Box
	**RS71528-A**	Coperchio avvolgente **autoadesiva** With cover **self-adhesive**	10x16	70m 35 pz	Scatola Box
	**RS71529-A**	Coperchio avvolgente **autoadesiva** With cover **self-adhesive**	10x20	48m 24 pz	Scatola Box
	**RS71518**	Coperchio avvolgente With cover	7x12	120m 60 pz	Scatola Box
	**RS71528**	Coperchio avvolgente With cover	10x16	70m 35 pz	Scatola Box
	**RS71529**	Con coperchio With cover	10x20	48m 24 pz	Scatola Box
	**RS71547**	Con coperchio With cover	15x30	24m 12 pz	Scatola Box
	**RS71557**	Con coperchio With cover	16x16	40m 20 pz	Scatola Box
	**RS71560**	Con coperchio With cover	16x25	24m 12 pz	Scatola Box
	**RS71561**	Con coperchio With cover	25x25	18m 9 pz	Scatola Box
	**RS71562**	Con coperchio With cover	40x25	42m 21 pz	Scatola Box

ACCESSORI PER MINICANALA
MINITRUNKING
ACCESORIES

Curve, angoli e T.
1 sacchetto da 5 pezzi.

Curves, angles and T- joints.
5 pieces in 1 bag.



REF.	DIMENSIONI DIMENSION		
RS71717-B	7x12	10	Busta plastica Plastic bag
RS71729-B	10x20	10	Busta plastica Plastic bag
RS71727-B	10x16	10	Busta plastica Plastic bag
RS71757-B	16x16	10	Busta plastica Plastic bag
RS71760-B	16x25	10	Busta plastica Plastic bag











18
ILLUMINAZIONE PER USO DOMESTICO
DOMESTIC LIGHTING

PLAFONIERE
CEILING LIGHTS
344

PORTALAMPADE
LAMP HOLDERS
345

PLAFONIERE
CEILING LIGHTS
IP44
E27

50-60Hz
60W

Materiale della struttura: polipropilene.
Materiale della copertura: vetro.

Base material: polypropylene.
Cover material: glass.





REF.	TENSIONE VOLTAGE	
RS73800	220-240V 110V-130V	1/24
RS73801	220-240V 110V-130V	1/24





REF.	TENSIONE VOLTAGE	
RS73802	220-240V 110V-130V	1/24
RS73803	220-240V 110V-130V	1/24



REF.	TENSIONE VOLTAGE	
RS73808	220-240V 110V-130V	1/24





REF.	TENSIONE VOLTAGE	
RS73804	220-240V 110V-130V	1/18
RS73805	220-240V 110V-130V	1/18





REF.	TENSIONE VOLTAGE	
RS73806	220-240V 110V-130V	1/18
RS73807	220-240V 110V-130V	1/18

CATENARIA
LIGHT CHAIN
E27





REF.	DESCRIZIONE DESCRIPTION		
184	Portalampada adatto a cavo piatto Lamp holder for flat cable 4A-250V | 50W IP55	40	Film
202001790	Cavo piatto Flat cable 2x1,5mm | 50 m	1	Film



PORTALAMPADE TERMOPLASTICO
LAMP HOLDERS THERMOPLASTIC
E27 | E14

E27



REF.	DESCRIZIONE DESCRIPTION	
RS100	Portalampada liscio Plain lamp holder	25
RS101	Portalampada liscio Plain lamp holder	25
RS102	Portalampada filettato con ghiera Lamp holder with thread + outer ring	25
RS103	Portalampada filettato con ghiera Lamp holder with thread + outer ring	25

E14



REF.	DESCRIZIONE DESCRIPTION	
RS104	Portalampada liscio Plain lamp holder	50
RS105	Portalampada liscio Plain lamp holder	50
RS106	Portalampada filettato con ghiera Lamp holder with thread + outer ring	50
RS107	Portalampada filettato con ghiera Lamp holder with thread + outer ring	50

PORTALAMPADE TERMOPLASTICO
LAMP HOLDERS
THERMOPLASTIC
E27



REF.	DESCRIZIONE DESCRIPTION	
RS177	Portalampada da parete diritto Straight wall lamp holder	15/90



RS178	Portalampada da parete inclinato Sloping wall lamp holder	15/90

PORTALAMPADE CERAMICA
CERAMIC
LAMP HOLDERS
E27 | E14

E27



REF.	
RS122	30/180

E14



REF.	
RS402	30/180



19
ACCESSORI
ACCESSORIES

ACCESSORI MULTIMEDIA
MULTIMEDIA ACCESSORIES
350

MORSETTI E CONNETTORI
TERMINAL BLOCKS
AND CONNECTORS
352

GRAFFETTE FISSACAVO
STAPLES
353

CAVO HDMI
HDMI CABLE



REF.	M		
RS93030	2	10/50	Sach. e cav. Hang hole bag

CAVO TV SPINA DRITTA + ADATTATORE M/F
TV CABLE
STRAIGHT PLUG + M/F ADAPTOR

75 Ohm

Spina / Presa: 9,5mm

Plug / Socket 9,5mm



REF.	M		
RS93001	2	10/200	Sach. e cav. Hang hole bag
RS93002	3	10/200	Sach. e cav. Hang hole bag
RS93003	5	10/200	Sach. e cav. Hang hole bag

CAVO TV SPINA 90° + ADATTATORE M/F
TV CABLE
90° PLUG + M/F ADAPTOR

75 Ohm

Spina / Presa: 9,5mm

Plug / Socket 9,5mm



REF.	M		
RS93010	2	10/200	Sach. e cav. Hang hole bag
RS93011	3	10/100	Sach. e cav. Hang hole bag

SPINE E PRESE TV
TVPLUGS AND SOCKETS

75 Ohm

Cavo max. Ø7mm

Max. cable Ø7mm









REF.	SPINA/PRESA PLUG/SOCKET		
RS93020	Spina dritta Straight plug	100	Sach. e cav. Hang hole bag
RS93021	Presa dritta Straight socket	100	Sach. e cav. Hang hole bag
RS93022	Spina a 90° 90° angled plug	100	Sach. e cav. Hang hole bag
RS93023	Presa a 90° 90° angled socket	100	Sach. e cav. Hang hole bag

SPINE E PRESE TV
TVPLUGS AND SOCKETS

Spina / Presa: 9,5mm

Plug / Socket 9,5mm





REF.	SPINA PLUG	PRESA SOCKET		
RS93024	1x	2x	20	Sach. e cav. Hang hole bag
RS93025	2x	1x	20	Sach. e cav. Hang hole bag

MORSETTI VOLANTI
TERMINAL BLOCKS
IP20

Barrette trasparenti da 5 poli (2 cavi della sezione omologata per ogni polo).
Materiale isolante: Policarbonato trasparente V0 UL94.
Elevata resistenza meccanica ed agli urti anche alle basse temperature (-25°C).
Resistenza al calore: 130°C.
Materiale di contatto: Ottone OT58.
Viti in ferro zincato.
Conformi alle norme:
EN 60998-1 e EN 60998-2-1

Transparent 5 poles bars.
Isolating material: polycarbonate V0 UL94.
High resistance to crushes and to low temperature (-25°).
Resistance to heat: 130°.
Contact material: brass OT58.
Zinc.coated iron screws.
Complying with Standard
EN 60998-1 and EN 60998-2-1



REF.	A	SEZ.mm²	TENSIONE VOLTAGE		
RS025	24	2,5	450V	20/1600	Scatola Box
RS040	32	4	450V	20/1600	Scatola Box
RS060	41	6	500V	10/1000	Scatola Box
RS010	57	10	500V	10/500	Scatola Box
RS160	76	16	500V	10/320	Scatola Box

Prodotto venduto a stecche (5pz cad.) / Product sold in sticks (5pcs each)

MORSETTIERE IN POLIPROPILENE
POLYPROPYLENE
TERMINAL BLOCKS

Barrette a 12 poli colore bianco.
Materiale isolante: Polipropilene PP.
Ottima resistenza meccanica ed agli urti anche alle basse temperature (-25°C).
Temperatura di esercizio: 85°C.
Conformi alle norme:
EN 60998-1 e EN 60998-2-1

12 poles white bar.
Isolating material: polypropylene.
High resistance to crushes and to low temperature (-25°).
Operating temperature 85°.
Complying with Standard
EN 60998-1 and EN 60998-2-1



REF.	A	SEZ.mm²	TENSIONE VOLTAGE		
RSPA20P	24	2,4	450V	10/1000	Scatola Box
RSPA30P	32	4	450V	10/1000	Scatola Box
RSPA40P	41	6	450V	10/500	Scatola Box
RSPA50P	101	16	500V	2/500	Scatola Box

Prodotto venduto a stecche (12pz cad.). / Product sold in sticks (12 pcs each).

GRAFFETTE FISSACAVO
STAPLES





REF.	DIMENSIONI DIMENSION		
GPB-4	Ø 3/4	100/10.000	Sacc. e cav. Hang hole bag
GPB-6	Ø 5/6	100/10.000	Sacc. e cav. Hang hole bag
GPB-7	Ø 6/7	100/10.000	Sacc. e cav. Hang hole bag
GPB-8	Ø 7/8	100/10.000	Sacc. e cav. Hang hole bag
GPB-10	Ø 9/10	100/10.000	Sacc. e cav. Hang hole bag
GPB-14	Ø 13/14	50/2400	Sacc. e cav. Hang hole bag
GPB-16	Ø 15/16	50/2400	Sacc. e cav. Hang hole bag
GPB-20	Ø 19/20	50/1400	Sacc. e cav. Hang hole bag

REF.	DIMENSIONI DIMENSION		
GPG-4	Ø 3/4	100/10.000	Sacc. e cav. Hang hole bag
GPG-6	Ø 5/6	100/10.000	Sacc. e cav. Hang hole bag
GPG-7	Ø 6/7	100/10.000	Sacc. e cav. Hang hole bag
GPG-8	Ø 7/8	100/10.000	Sacc. e cav. Hang hole bag
GPG-10	Ø 9/10	100/10.000	Sacc. e cav. Hang hole bag
GPG-14	Ø 13/14	50/2400	Sacc. e cav. Hang hole bag
GPG-16	Ø 15/16	50/2400	Sacc. e cav. Hang hole bag
GPG-20	Ø 19/20	50/1400	Sacc. e cav. Hang hole bag

SISTEMI ESPOSITIVI
DISPLAYS

SCATOLE PER SCAFFALI
BOXES FOR SHELVES

REF. 3 000 0000 221 (10cm)
REF. 3 000 0000 222 (20cm)

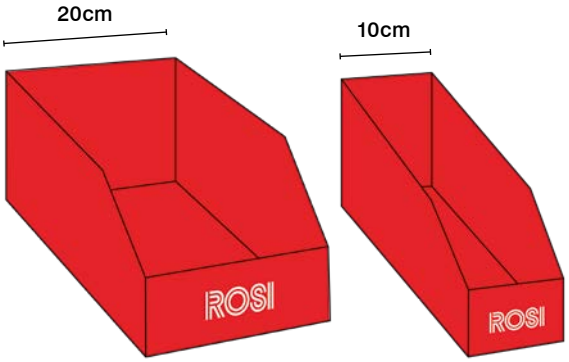

CONTENITORE DA BANCO TRASPARENTE
BOX FOR SHELVES

REF. 3 000 0000 43

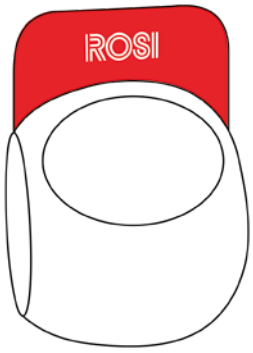

Il crowner è disponibile in altre varianti e da ordinare separatamente.

The crowner is available in other versions and to be ordered separately.

VASSOIO CONTENITORE
MULTI-PURPOSE BOX

REF. 3 000 0000 216

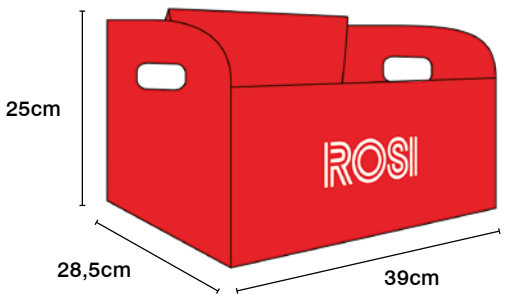

PALL BOX
PALLBOX

REF. 3 000 0000 347

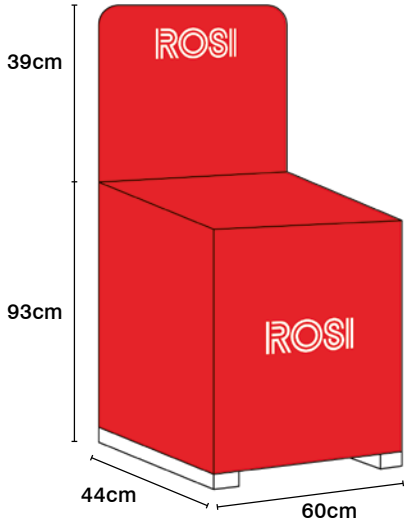

DISPLAY IN LEGNO
WOODEN DISPLAY

REF. 3 000 0000 887

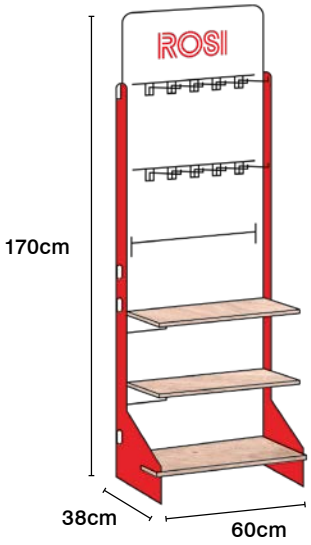

DISPLAY IN METALLO
METAL DISPLAY

REF. 3 000 0000 223

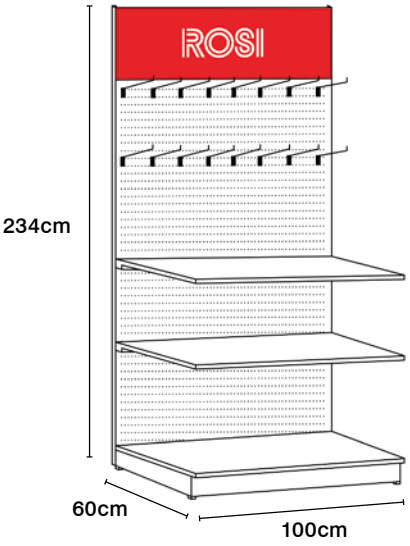

INDICE PER CODICE
CODE INDEX

INDICE PER CODICE | CODE INDEX

REF.	PAG.
1001	126, 133, 181
1001011	34
1001012	34
1001013	34
1001014	34
1001015	34
1001016	34
1001017	34
1001018	34
1001019	34
1001020	34
1001021	34
1001022	34
1001023	34
1001024	34
1001025	34
1001026	34
1001027	34
1001051	35
1001052	35
1001053	35
1001054	35
1001055	35
1001056	35
1001057	35
1001058	35
1001059	35
1001060	35
1001061	35
1001062	35
1001063	35
1001064	35
1001065	35
1001066	35
1001067	35
1001068	35
1001069	35
1001070	35
1001071	35
1001072	35
1001073	35
1001074	35
1001075	35
1001107	33
1001107S	33
1001108	33
1001109	33
1001110	33
1001110S	33
1001111	33
1001111S	33
1001112	33
1001113	33
1001114	33

REF.	PAG.
1001114S	33
1001115	33
1001116	33
1001116S	33
1001117	33
1001118	33
1001119	33
1001119S	33
1001120	33
1001121	33
1001122	33
1001123	34
1001124	34
1001125	34
1001126	34
1001127	34
1001128	34
1001129	34
1001130	34
1001131	34
1001132	34
1001133	34
1001134	34
1001135	34
1001136	34
1001137	34
1001138	34
1001140	33
1001141	33
1001142	33
1001173	34
1001174	34
1001175	34
1001176	34
1001177	34
1001178	34
1001179	34
1001180	34
1001181	34
1001182	34
1001183	34
1001184	34
1001185	34
1001186	34
1001187	34
1001188	34
1001259	47
1001260	47
1001263	47
1001264	47
1001268	47
1001269	47
1001273	47
1001274	47

REF.	PAG.
1001301	40
1001301S	39
1001302	40
1001302S	39
1001302SN	67
1001303	40
1001303S	39
1001304	40
1001304S	39
1001305	40
1001305S	39
1001306	40
1001306S	39
1001307	40
1001308	40
1001311	40
1001312	40
1001315	40
1001316	40
1001317	40
1001320	40
1001321	40
1001322	40
1001351	40
1001351S	39
1001352	40
1001352S	39
1001353	40
1001353S	39
1001354	40
1001354S	39
1001355	40
1001355S	39
1001356	40
1001356S	39
1001357	40
1001358	40
1001359	41
1001360	41
1001361	40
1001362	40
1001363	41
1001364	41
1001365	40
1001366	40
1001367	40
1001368	41
1001369	41
1001370	40
1001371	40
1001372	40
1001373	41
1001374	41
1001401	84

REF.	PAG.
1001402	84
1001403	84
1001404	84
1001405	84
1001407	84
1001408	84
1001409	84
1001410	84
1001411	84
1001412	84
1001413	84
1001414	84
1001415	84
1001416	84
1001417	84
1001451	85
1001452	85
1001453	85
1001454	85
1001455	85
1001457	85
1001458	85
1001459	85
1001460	85
1001461	85
1001462	85
1001463	85
1001464	85
1001465	85
1001466	85
1001467	85
1001469	85
1001470	85
1001501	85
1001502	85
1001503	85
1001504	85
1001505	85
1001507	85
1001508	85
1001509	85
1001510	85
1001511	85
1001512	85
1001513	85
1001514	85
1001515	85
1001516	85
1001517	85
1001551	85
1001552	85
1001553	85
1001554	85
1001555	85

REF.	PAG.
1001556	85
1001557	85
1001558	85
1001559	85
1001560	85
1001561	85
1001562	85
1001563	85
1001564	85
1001565	85
1001566	85
1001567	85
1001568	85
1001569	85
1001570	85
1001601	84
1001602	84
1001603	84
1001604	84
1001605	84
1001606	84
1001651	84
1001652	84
1001653	84
1001654	84
1001655	84
1001656	84
1001802	86
1001803	86
1001804	86
1001810	86
1001841	87
1001842	87
1001843	87
1001844	87
1001849	87
1001850	88
1001851	87
1001852	88
1001853	87
1001854	87
1001855	88
1001856	88
1001857	87
1001858	87
1001859	87
1001860	87
1001994	86
1001995	86
1001996	86
1002	126, 133, 181
1002000	86
1002001	86
1002002	86

REF.	PAG.
1002020	68
1002021	68
1002022	69
1002023	69
1002024	69
1002501	46
1002502	46
1002502-SCH	49
1002503	46
1002504	46
1002505	46
1002505-SCH	49
1002506	46
1002507	46
1002508	46
1002511	46
1002511-SCH	49
1002512	46
1002515	46
1002515-SCH	49
1002516	46
1002516-SCH	49
1002517	46
1002517-SCH	49
1002520	46
1002521	46
1002522	46
1002531	45
1002532	45
1002533	45
1002534	45
1002535	45
1002536	45
1002537	45
1002538	45
1002541	45
1002542	45
1002545	45
1002546	45
1002547	45
1002550	45
1002551	46
1002552	46
1002553	46
1002554	46
1002555	46
1002556	46
1002557	46
1002558	46
1002561	46
1002562	46
1002565	46
1002566	46
1002567	46

REF.	PAG.
1002570	46
1002571	46
1002572	46
1003	130, 133, 181
1003100	165
1003101	165
1003101-32	165
1003102	165
1003102-4	165
1003102-5	165
1003103	165
1003104	165
1003105	165
1003106	165
1003107	165
1003108	165
1003109	165
1003110	165
1003111	165
1003112	165
1003113	165
1003114	165
1003115	165
1003116	165
1004	127, 133, 181
1005	130, 133, 181
1006	131, 133, 181
1006001Q	42
1006002Q	42
1006003Q	42
1006004Q	42
1006005Q	42
1006006Q	42
1006007Q	42
1006008Q	42
1006009Q	42
1006010Q	42
1006013Q	42
1006014Q	42
1006015Q	42
1006020Q	42
1006021Q	42
1006022Q	42
1006023Q	42
1006641Q	74
1006641QL	73
1007	131, 133, 181
1007001Q	42
1007002Q	42
1007003Q	42
1007004Q	42
1007005Q	42
1007006Q	42
1007007Q	42

REF.	PAG.
1007008Q	42
1007009Q	42
1007010Q	42
1007011Q	43
1007012Q	43
1007013Q	42
1007014Q	42
1007015Q	42
1007016Q	43
1007017Q	43
1007018Q	43
1007019Q	43
1007020Q	42
1007021Q	42
1007022Q	42
1007023Q	42
1007024Q	43
1007025Q	43
1007641Q	74
1008	133, 181
1008 PG21	127
1008213	30
1008213R	32
1008214	30
1008214R	32
1008215	30
1008215R	32
1008223	36
1008223R	38
1008224	36
1008224R	38
1008225	36
1008225R	38
1008413	30
1008414	30
1008415	30
1008523	36
1008524	36
1008525	36
1009	133, 181
1009 PG29	127
1009001	36
1009001R	38
1009002	36
1009002R	38
1009003	36
1009004	36
1009005	36
1009005R	38
1009006	36
1009007	36
1009007R	38
1009008	36
1009008R	38

REF.	PAG.
1009009	36
1009010	36
1009051	36
1009051R	36
1009052	36
1009052R	38
1009053	36
1009054	36
1009055	36
1009056	36
1009057	36
1009057R	38
1009058	36
1009059	36
1009060	36
1009061	36
1009062	36
1009063	36
1009063R	38
1009064	36
1009064R	38
1009065	36
1009066	36
1009067	36
1009068	36
1009069	36
1009069R	38
1009070	37
1009087	37
1009088	37
1009089	37
1009090	37
1009091	37
1009092	37
1009093	37
1009101	30
1009101R	32
1009102	30
1009102R	32
1009103	30
1009104	30
1009105	30
1009105R	32
1009106	30
1009107	30
1009107R	32
1009108	30
1009108R	32
1009109	30
1009110	30
1009111	30
1009111R	32
1009151	30
1009151R	32

REF.	PAG.
1009152	30
1009152R	32
1009153	30
1009154	30
1009155	31
1009156	31
1009157	30
1009157R	32
1009158	30
1009159	31
1009160	31
1009161	31
1009162	31
1009163	30
1009163R	32
1009164	30
1009164R	32
1009165	30
1009166	30
1009167	31
1009168	31
1009169	30
1009169R	32
1009170	31
1009187	31
1009188	31
1009189	31
1009190	31
1009191	31
1009192	31
1009193	31
1009213	30
1009213L	73
1009213N	67
1009213R	32
1009214	30
1009214R	32
1009215	30
1009215R	32
1009223	36
1009223N	67
1009223R	38
1009224	36
1009224R	38
1009225	36
1009225R	38
1009413	30
1009413N	67
1009414	30
1009415	30
1009523	36
1009523N	67
1009524	36
1009525	36

INDICE PER CODICE | CODE INDEX

REF.	PAG.
1009526	36
1009526R	38
1010	127, 133, 181
1081	35
1082	35
1083	35
1084	35
1085	35
1086	35
1087	35
1088	35
10M6001Q	75
10M6002Q	75
10M6003Q	75
10M6004Q	75
10M6005Q	75
10M6006Q	75
10M6641Q	74
10M6641QL	73
10M7001Q	75
10M7002Q	75
10M7003Q	75
10M7004Q	75
10M7005Q	75
10M7005Q-3H	77
10M7006Q	75
10M7641Q	75
11.1401	48
11.1402	48
11.1403	48
11.1404	48
11.1405	48
11.1406	48
11.1407	48
11.1408	48
11.1411	48
11.1412	48
11.1415	48
11.1416	48
11.1417	48
11.1420	48
11.1421	48
11.1422	48
11.1451	48
11.1452	48
11.1453	48
11.1454	48
11.1455	48
11.1456	48
11.1457	48
11.1458	48
11.1461	48
11.1462	48
11.1465	48

REF.	PAG.
11.1466	48
11.1467	48
11.1470	48
11.1471	48
11.1472	48
125CAP	31
1276	47
1277	47
1278	47
1279	47
1280	47
1281	47
1282	47
1283	47
1366-3H	78
1375	41
1376	41
1377	41
1378	41
1379	41
1380	41
1381	41
1382	41
14.3214B6	104
14.3214B6-I	105
14.3214G4	104
14.3214G4-I	105
14.3216B6	104
14.3216B6-I	105
14.3216G4	104
14.3216G4-I	105
14.3232B6	104
14.3232B6-I	105
14.3232G4	104
14.3232G4-I	105
14.3234B6	104
14.3234B6-I	105
14.3234G4	104
14.3234G4-I	105
14.3314B9	104
14.3314B9-I	105
14.3314G4	104
14.3314G4-I	105
14.3314R6	104
14.3314R6-I	105
14.3316B9	104
14.3316B9-I	105
14.3316G4	104
14.3316G4-I	105
14.3316R6	104
14.3316R6-I	105
14.3332B9	104
14.3332B9-I	105
14.3332G4	104

REF.	PAG.
14.3332G4-I	105
14.3332R3	78
14.3332R6	104
14.3332R6-I	105
14.3334B9	104
14.3334B9-I	105
14.3334G4	104
14.3334G4-I	105
14.3334R6	104
14.3334R6-I	105
14.3414B9	104
14.3414B9-I	105
14.3414G4	104
14.3414G4-I	105
14.3414R6	104
14.3414R6-I	105
14.3416B9	104
14.3416B9-I	105
14.3416G4	104
14.3416G4-I	105
14.3416R6	104
14.3416R6-I	105
14.3432B9	104
14.3432B9-I	105
14.3432G4	104
14.3432G4-I	105
14.3432R6	104
14.3432R6-I	105
14.3434B9	104
14.3434B9-I	105
14.3434G4	104
14.3434G4-I	105
14.3434R6	104
14.3434R6-I	105
1566-3H	78
16.263B6-IMT	117
16.263B6MT	116
16.263G4-IMT	117
16.263G4MT	116
16.263N7-IMT	117
16.263N7MT	116
16.3000	120, 133, 181
16.3002	120, 133, 181
16.3003	121, 133, 181
16.3004	121, 133, 181
16.3006	122, 133, 181
16.3007	122, 133, 181
16.3008	122, 133, 181
16.3009	122, 133, 181
16.3010	123, 133, 181
16.3011	123, 133, 181
16.3214B6	112
16.3214B6-I	113
16.3214B6-ID	119

REF.	PAG.
16.3214B6-IMT	117
16.3214B6D	118
16.3214B6MT	116
16.3214G4	112
16.3214G4-I	113
16.3214G4-ID	119
16.3214G4-IMT	117
16.3214G4D	118
16.3214G4MT	116
16.3216B6	112
16.3216B6-I	113
16.3216B6-ID	119
16.3216B6-IMT	117
16.3216B6D	118
16.3216B6MT	116
16.3216G4	112
16.3216G4-I	113
16.3216G4-ID	119
16.3216G4-IMT	117
16.3216G4D	118
16.3216G4MT	116
16.3232B6	112
16.3232B6-I	113
16.3232B6-ID	119
16.3232B6-IMT	117
16.3232B6D	118
16.3232B6MT	116
16.3232G4	112
16.3232G4-I	113
16.3232G4-ID	119
16.3232G4-IMT	117
16.3232G4D	118
16.3232G4MT	116
16.3234B6	112
16.3234B6-I	113
16.3234B6-ID	119
16.3234B6-IMT	117
16.3234B6D	118
16.3234B6MT	116
16.3234G4	112
16.3234G4-I	113
16.3234G4-ID	119
16.3234G4-IMT	117
16.3234G4D	118
16.3234G4MT	116
16.3314B9	112
16.3314B9-I	113
16.3314B9-ID	119
16.3314B9-IMT	117
16.3314B9D	118
16.3314B9MT	116
16.3314G4	112
16.3314G4-I	113
16.3314G4-ID	119

REF.	PAG.
16.3314G4-IMT	117
16.3314G4D	118
16.3314G4MT	116
16.3314R6	112
16.3314R6-I	113
16.3314R6-ID	119
16.3314R6-IMT	117
16.3314R6D	118
16.3314R6MT	116
16.3316B9	112
16.3316B9-I	113
16.3316B9-ID	119
16.3316B9-IMT	117
16.3316B9D	118
16.3316B9MT	116
16.3316G4	112
16.3316G4-I	113
16.3316G4-ID	119
16.3316G4-IMT	117
16.3316G4D	118
16.3316G4MT	116
16.3316R6	112
16.3316R6-I	113
16.3316R6-ID	119
16.3316R6-IMT	117
16.3316R6D	118
16.3316R6MT	116
16.3332B9	112
16.3332B9-I	113
16.3332B9-ID	119
16.3332B9-IMT	117
16.3332B9D	118
16.3332B9MT	116
16.3332G4	112
16.3332G4-I	113
16.3332G4-ID	119
16.3332G4-IMT	117
16.3332G4D	118
16.3332G4MT	116
16.3332R3	79
16.3332R3D	79
16.3332R3MT	79
16.3332R6	112
16.3332R6-I	113
16.3332R6-ID	119
16.3332R6-IMT	117
16.3332R6D	118
16.3332R6MT	116
16.3334B9	112
16.3334B9-I	113
16.3334B9-ID	119
16.3334B9-IMT	117
16.3334B9D	118
16.3334B9MT	116

INDICE PER CODICE | CODE INDEX

REF.	PAG.
16.3334G4	112
16.3334G4-I	113
16.3334G4-ID	119
16.3334G4-IMT	117
16.3334G4D	118
16.3334G4MT	116
16.3334R6	112
16.3334R6-I	113
16.3334R6-ID	119
16.3334R6-IMT	117
16.3334R6D	118
16.3334R6MT	116
16.3414B9	112
16.3414B9-I	113
16.3414B9-ID	119
16.3414B9-IMT	117
16.3414B9MT	116
16.3414G4	112
16.3414G4-I	113
16.3414G4-ID	119
16.3414G4-IMT	117
16.3414G4D	118
16.3414G4MT	116
16.3414R6	112
16.3414R6-I	113
16.3414R6-ID	119
16.3414R6-IMT	117
16.3414R6D	118
16.3414R6MT	116
16.3416B9	112
16.3416B9-I	113
16.3416B9-ID	119
16.3416B9-IMT	117
16.3416B9D	118
16.3416B9MT	116
16.3416G4	112
16.3416G4-I	113
16.3416G4-ID	119
16.3416G4-IMT	117
16.3416G4D	118
16.3416G4MT	116
16.3416R6	112
16.3416R6-I	113
16.3416R6-ID	119
16.3416R6-IMT	117
16.3416R6D	118
16.3416R6MT	116
16.3432B9	112
16.3432B9-I	113
16.3432B9-ID	119
16.3432B9-IMT	117
16.3432B9D	118
16.3432B9MT	116
16.3432G4	112
16.3432G4-I	113
16.3432G4-ID	119
16.3432G4-IMT	117
16.3432G4D	118
16.3432G4MT	116
16.3432R6	112
16.3432R6-I	113
16.3432R6-ID	119
16.3432R6-IMT	117
16.3432R6D	118
16.3432R6MT	116
16.3434B9	112
16.3434B9-I	113
16.3434B9-ID	119
16.3434B9-IMT	117
16.3434B9MT	116
16.3434G4	112
16.3434G4-I	113
16.3434G4-ID	119
16.3434G4-IMT	117
16.3434G4D	118
16.3434G4MT	116
16.3434R6	112
16.3434R6-I	113
16.3434R6-ID	119
16.3434R6-IMT	117
16.3434R6D	118
16.3434R6MT	116
16.363B9-IMT	117
16.363B9MT	116
16.363G4-IMT	117
16.363G4MT	116
16.363N7-IMT	117
16.363N7MT	116
16.363R6-IMT	117
16.363R6MT	116
16.463N7-IMT	117
16.463N7MT	116
16.463R6-IMT	117
16.463R6MT	116
17.216B6	125
17.216B6D	124
17.216B6MT	124
17.216G4	125
17.216G4D	124
17.216G4MT	124
17.232B6	125
17.232B6D	124
17.232B6MT	124
17.232G4	125
17.232G4D	124
17.232G4MT	124
17.316B9	125
17.316B9D	124
17.316B9MT	124
17.316G4	125
17.316G4D	124
17.316G4MT	124
17.316N7	125
17.316N7D	124
17.316N7MT	124
17.316R6	125
17.316R6D	124
17.316R6MT	124
17.332B9	125
17.332B9D	124
17.332B9MT	124
17.332G4	125
17.332G4D	124
17.332G4MT	124
17.332N7	125
17.332N7D	124
17.332N7MT	124
17.332R3	79
17.332R3D	79
17.332R3MT	79
17.332R6	125
17.332R6D	124
17.332R6MT	124
17.416B9	125
17.416B9D	124
17.416B9MT	124
17.416N7	125
17.416N7D	124
17.416N7MT	124
17.416R6	125
17.416R6D	124
17.416R6MT	124
17.432N7	125
17.432N7D	124
17.432N7MT	124
17.432R6	125
17.432R6D	124
17.432R6MT	124
18.2011	107, 132, 181, 190
18.2012	191
18.3001	106, 132, 176, 181
18.3002	173, 180
18.3003	183
18.3004	173, 180
18.3005	183
18.3006	172, 180
18.3007	182
18.3008	110, 132, 175, 181
18.3009	111, 132, 175, 181
18.3010	177, 180
18.3011	177, 180
18.3012	107, 132, 178, 181
18.3013	107, 132, 176, 181
18.3015	123, 133, 181
18.3016	123, 133, 181
1820	96
1821	96
1823	58
1824	58
1825	58
1826	58
1828	58
1829	58
184	345
1840	91
1861	93
1862	89
1864	90
1866	93
1868	94
1869	94
1872	89
1873	90
1874	92
1875	92
1876	93
1878	89
1879	91
19.3001	110, 132, 181
19.3214B6	108
19.3214B6-I	109
19.3214G4	108
19.3214G4-I	109
19.3216B6	108
19.3216B6-I	109
19.3216G4	108
19.3216G4-I	109
19.3232B6	108
19.3232B6-I	109
19.3232G4	108
19.3232G4-I	109
19.3234B6	108
19.3234B6-I	109
19.3234G4	108
19.3234G4-I	109
19.3314B9	108
19.3314B9-I	109
19.3314G4	108
19.3314G4-I	109
19.3314R6	108
19.3314R6-I	109
19.3316B9	108
19.3316B9-I	109
19.3316G4	108
19.3316G4-I	109
19.3316R6	108
19.3316R6-I	109
19.3332B9	108
19.3332B9-I	109
19.3332G4	108
19.3332G4-I	109
19.3332R3	78
19.3332R6	108
19.3332R6-I	109
19.3334B9	108
19.3334B9-I	109
19.3334G4	108
19.3334G4-I	109
19.3334R6	108
19.3334R6-I	109
19.3414B9	108
19.3414B9-I	109
19.3414B9D	118
19.3414G4	108
19.3414G4-I	109
19.3414R6	108
19.3414R6-I	109
19.3416B9	108
19.3416B9-I	109
19.3416G4	108
19.3416G4-I	109
19.3416R6	108
19.3416R6-I	109
19.3432B9	108
19.3432B9-I	109
19.3432G4	108
19.3432G4-I	109
19.3432R6	108
19.3432R6-I	109
19.3434B9	108
19.3434B9-I	109
19.3434B9D	118
19.3434G4	108
19.3434G4-I	109
19.3434R6	108
19.3434R6-I	109
1EINP14000	95
1EINP14001	95
1EINP14002	95
1EINP14003	95
1EINP14004	95
1EINP14005	95
1EINP14006	95
1EINP14007	95
1EINP15000	95
1EINP16000	95
1EINP16001	95
1EINP16002	95
1EINP16004	95
1EINP16005	95

INDICE PER CODICE | CODE INDEX

REF.	PAG.
1EINP16006	95
1EINP17000	95
20.162	143
20.162NP	143
20.163	143
20.163NP	143
20.164	143
20.164NP	143
20.202	143
20.202NP	143
20.203	143
20.203NP	143
20.204	143
20.204NP	143
20.252	143
20.252NP	143
20.253	143
20.253NP	143
20.254	143
20.254NP	143
20.322	143
20.322NP	143
20.323	143
20.323NP	143
20.324	143
20.324NP	143
20.402	143
20.402NP	143
20.403	143
20.403NP	143
20.404	143
20.404NP	143
202001790	345
21.162	143
21.162NP	143
21.163	143
21.163NP	143
21.164	143
21.164NP	143
21.202	143
21.202NP	143
21.203	143
21.203NP	143
21.204	143
21.204NP	143
21.252	143
21.252NP	143
21.253	143
21.253NP	143
21.254	143
21.254NP	143
21.322	143
21.322NP	143
21.323	143

REF.	PAG.
21.323NP	143
21.324	143
21.324NP	143
21.402	143
21.402NP	143
21.403	143
21.403NP	143
21.404	143
21.404NP	143
2100	137
21004	329
2101	137
2102	137
21020	329
2103	137
2104	137
2105	137
2106	137
21060	328
2107	137
2109	137
21090	330
2110	137
2111	137
2112	137
2113	137
2114	137
2115	137
21159	328
2116	137
2117	137
21170	328
21178	328
2119	137
2120	138
21215	329
2122	138
2123	138
21255	329
2140	139
2141	139
21MX103	330
2200	161
2201	161
2201S	162
2202	161
2202S	162
2203	161
2203S	162
2204	161
2205	161
2206	161
2207	161
2208	161

REF.	PAG.
2209	161
2210	161
2211	161
2212	161
2213	161
2214	161
2215	161
2240	159
2240E	158
2240EPF	158
2240MTS	162
2241	159
2242	159
2242E	158
2242MTS	162
2243	159
2243MTS	162
2244	159
2244MTS	162
2245	159
2246	159
2247	159
2248	159
2249	159
2260	158
2260PE	158
2261	158
2262	158
2263	158
2275	160
2276	160
2277	160
2278	160
2279	160
2280	160
2281	160
2282	160
2283	160
2284	160
2285	160
2286	160
2287	160
2288	160
2289	160
2568	77
263B6	129
263B6D	128
263B6MT	128
3 000 0000 216	356
3 000 0000 221	356
3 000 0000 222	356
3 000 0000 223	357
3 000 0000 347	357
3 000 0000 43	356

REF.	PAG.
3 000 0000 887	357
3000	106, 132, 181
3001	106, 132, 181
3100	169
3100Cav	169, 191
3101	169
3102	169
3102Cav	165, 167, 191
3103	169
3104	169
3105	169
3106	169
3107	169
3108	169
3109	169
3110	169
3111	169
3112	169
3113	169
3114	169
3115	169
3116	169
3117	169
3118	169
3118E	167
3119	169
3120	169
3131E	167
3150	168
3151	168
3152	168
3153	168
3154	168
3155	168
3156	168
3157	168
3158	168
3159	168
363B9	129
363B9D	128
363B9MT	128
363G4	129
363G4D	128
363G4MT	128
363N7	129
363N7D	128
363N7MT	128
363R6	129
363R6D	128
363R6MT	128
38003	330
39120	229
4001	148
4002	148

REF.	PAG.
4003	150
4004	150
4005	150
4006	148
4007	148
4008	150
4009	150
4013	148
4014	148
4015	148
4016	148
4018	148
4021	148
4022	148
4051	148
4054	150
4055	150
4064	149
4065	149
4066	149
4067	149
4068	149
4069	149
4070	149
4071	149
4091	150
4092	150
4092SC	150
4093	150
4095	150
463N7	129
463N7D	128
463N7MT	128
463R6	129
463R6D	128
463R6MT	128
5053	152
5054	152
5055	152
6026Q	64
6027Q	64
6028Q	64
6029Q	64
6030Q	64
6031Q	64
6032Q	64
6033Q	64
6034Q	64
6035Q	64
6036Q	64
6037Q	64
6038Q	64
6039Q	64
6040Q	64

REF.	PAG.
6041Q	64
63CAP	31
7005Q-3H	77
7026Q	64
7027Q	64
7028Q	64
7029Q	64
7030Q	64
7031Q	64
7032Q	64
7033Q	64
7034Q	64
7035Q	64
7036Q	64
7037Q	64
7038Q	64
7039Q	64
7040Q	64
7041Q	64
80410	52, 270
82111	55
82112	55
82113	55
82114	55
82121	55
82122	55
82123	55
82124	55
82131	55
82132	55
82133	55
82134	55
82141	55
82142	55
82143	55
82144	55
82210	52
82410	53
83111	55
83112	55, 67
83113	55
83114	55
83121	55
83122	55
83123	55
83124	55
83131	55
83132	55
83133	55
83134	55
83141	55
83142	55
83143	55
83144	55

REF.	PAG.
83210	52, 270
83410	53, 270
8414-3H	77
85121	56
8524-3H	77
9011	63
9012	63
9013	63
9014	63
9015	63
9016	63
9017	63
9018	63
9019	63
9020	63
9021	63
9022	63
9023	63
9024	63
9025	63
9026	63
9071	63
9072	63
9073	63
9074	63
9075	63
9076	63
9077	63
9078	63
9079	63
9080	63
9081	63
9082	63
9083	63
9084	63
9085	63
9086	63
9112	62
9113	62
9114	62
9115	62
9116	62
9117	62
9118	62
9119	62
9120	62
9121	62
9122	62
9123	62
9124	62
9125	62
9126	62
9171	62
9172	62

REF.	PAG.
9173	62
9174	62
9175	62
9176	62
9177	62
9178	62
9179	62
9180	62
9181	62
9182	62
9183	62
9184	62
9185	62
9186	62
9211	62
9227	30
9229	30
96000	198
96020	198
96100	198
96120	198
96200	198
96220	198
96300	198
96320	198
97010	198
97011	198
97020	198
97021	198
97110	198
97111	198
97120	198
97121	198
97210	198
97211	198
97220	198
97221	198
97310	198
97311	198
97320	198
97321	198
CR14154BNS	321
CR14154RK	323
CR14254BN	321
CR14254RK	323
CR14504BN	321
CR14504RK	323
CR24154BNS	321
CR24154RK	323
CR24254BN	321
CR24254RK	323
CR24504BN	321
CR24504RK	323
CR34154BNS	321

REF.	PAG.
CR34154RK	323
CR34254BN	321
CR34254RK	323
CR34504BN	321
CR34504RK	323
E3W12PB2P16M-S	198
E3W12PB2P32M-S	198
E3W12PB2P40M-S	198
E3W12PB2P63M-S	198
E3W12PB4P16T-S	198
E3W12PB4P32T-S	198
E3W12PB4P40T-S	198
E3W12PB4P63T-S	198
ER32203R	317
ER32204R	317
ER32251R	317
ER32253R	317
ER32254R	317
ER32255R	317
ER32304R	317
ER32305R	317
ER32404R	317
ER32405R	317
ER32504R	317
ER32505R	317
ER52154R	58
ER52254R	58
ER53154R	58
ER53254R	58
ER54154R	58
ER54254R	58
GD0230V	325
GD0300V	325
GD14203VR	325
GD14254VR	325
GD14504VR	325
GPB-10	353
GPB-14	353
GPB-16	353
GPB-20	353
GPB-4	353
GPB-6	353
GPB-7	353
GPB-8	353
I-39123	228
I-39134	228
I-39145	228
I-39146	228
I-39157	228
I-39168	228
LUNAB	71
LUNAN	71
M22MTD	71
M22MTDS	71

REF.	PAG.
M24V	65
M42	88
PL-39123	228
PL-39134	228
PL-39145	228
PL-39146	228
PL-39157	228
PL-39168	228
PR10MTN8213	153
PR10MTN8214	153
PR10MTN8215	153
PR10MTN9213	153
PR10MTN9214	153
PR10MTN9215	153
PR20MTN8213	153
PR20MTN8214	153
PR20MTN8215	153
PR20MTN9213	153
PR20MTN9214	153
PR20MTN9215	153
PR25MTN8213	153
PR25MTN8215	153
PR25MTN9213	153
PR25MTN9214	153
PR25MTN9215	153
PR30MTN8213	153
PR30MTN8214	153
PR30MTN8215	153
PR30MTN9213	153
PR30MTN9214	153
PR30MTN9215	153
PRNP83255	152
PRNP83305	152
PRNP83405	152
PRNP93255	151
PRNP93255S	151
PRNP93305	151
PRNP93405	151
PRNP95257	151
PRNP95307	151
PRNP97209	151
PRNP97259	151
RG-04	214, 215
RG-12	214, 215
RS00470-B	331
RS00472-B	331
RS010	352
RS025	352
RS040	352
RS060	352
RS100	346
RS10061	244
RS10063	244
RS10064	244

INDICE PER CODICE | CODE INDEX

REF.	PAG.
RS10065	244
RS10071	240
RS10072	240
RS10073	240
RS101	346
RS10100	244
RS102	346
RS103	346
RS104	346
RS105	346
RS106	346
RS107	346
RS10900	240
RS11050	242
RS11051	242
RS11052	242
RS11053	242
RS11054	242
RS11055	242
RS11056	242
RS11057	242
RS11058	242
RS1110	271
RS11900	243
RS11901	243
RS11902	243
RS11903	243
RS11904	243
RS11905	243
RS11906	243
RS11907	243
RS11909	241, 245
RS11910	241, 245
RS11911	241, 245
RS122	347
RS1303	287
RS13301	236
RS13302	236
RS13303	236
RS13450	233
RS13451	233
RS13452	233
RS13453	233
RS13454	233
RS13455	233
RS13456	233
RS13457	233
RS13458	233
RS13459	233
RS13550	235
RS13551	235
RS13552	235
RS13560	234
RS13561	234

REF.	PAG.
RS13562	235
RS13563	234
RS13564	234
RS13566	234
RS13567	234
RS13568	234
RS13569	234
RS13570	235
RS13571	235
RS13572	235
RS13900	241, 245
RS13955	56
RS13960	57
RS13960-F	57
RS13965	57
RS13965-F	57
RS14050	208
RS14051	208
RS14100	207, 209
RS14101	207, 209
RS14102	207, 209
RS14103	207, 209
RS14104	207, 209
RS14105	207, 209
RS14106	207, 209
RS14107	207, 209
RS150039570	191
RS150039980	163, 191
RS15006	205, 209
RS15007	205, 209
RS15008	205, 209
RS15009	205, 209
RS15010	205, 209
RS15011	205, 209
RS15012	205, 209
RS15013	205, 209
RS15100	206, 209
RS15101	206, 209
RS15102	206, 209
RS15103	206, 209
RS15104	206, 209
RS15105	206, 209
RS15106	206, 209
RS15107	206, 209
RS160	352
RS16001	237
RS16002	237
RS16003	237
RS16004	237
RS16005	237
RS16006	237
RS16011	237
RS16012	237
RS16013	237

REF.	PAG.
RS16014	237
RS16015	237
RS16016	237
RS16021	237
RS16022	237
RS16023	237
RS16024	237
RS16031	239
RS16032	239
RS16033	239
RS16034	239
RS16041	237
RS16042	237
RS16043	237
RS16044	237
RS16045	237
RS16046	237
RS16051	239
RS16052	239
RS16053	239
RS16054	239
RS16061	239
RS16062	239
RS16063	239
RS16116	238
RS16120	238
RS16125	238
RS16132	238
RS16140	238
RS16150	238
RS16216	238
RS16220	238
RS16225	238
RS16232	238
RS16240	238
RS16250	238
RS16316	238
RS16320	238
RS16325	238
RS16332	238
RS16340	238
RS16350	238
RS16610	238
RS16612	238
RS16616	238
RS16620	238
RS16625	238
RS16632	238
RS16666	238
RS16670	238
RS16675	238
RS16682	238
RS16690	238
RS16695	238

REF.	PAG.
RS16816	238
RS16820	238
RS16825	238
RS16832	238
RS16840	238
RS16850	238
RS177	347
RS178	347
RS2381	180
RS23810	179
RS23812	107, 132, 179, 181
RS23813	186
RS23960	57
RS3000	190
RS3001	190
RS321	71
RS3900	214
RS39000	226, 229
RS39001	229
RS39002	229
RS39003	226, 229
RS39004	227, 229
RS39005	227, 229
RS39018	218
RS3902	190
RS3902-T	212, 215
RS39036	218
RS3904-T	212, 214, 215
RS3905	56, 190
RS39054	219
RS3907	132, 181, 190
RS39072	219
RS3908-T	212, 214, 215
RS3910	56
RS3911	191
RS39119	226, 227, 229
RS3912-T	212, 214, 215
RS39120	226, 227
RS39122	225, 226, 229
RS39123	225, 228, 229
RS39134	225, 228, 229
RS39145	226, 228, 229
RS39146	226, 228, 229
RS39157	227, 228, 229
RS39168	227, 228, 229
RS3917	191
RS3918	111, 132, 181, 190
RS3918-T	213, 215
RS3926-T	213, 214, 215
RS3927	182
RS3928	172, 180
RS3942-T	213, 214
RS3942-TT	215
RS3953	189

REF.	PAG.
RS3954	189
RS3955	188
RS3956	188
RS3957	184, 191
RS3958	185, 191
RS3959	185
RS3964	187
RS3969	111, 132, 178, 181
RS3974	186
RS3975	174, 180
RS3977	184
RS3978	174, 180
RS402	347
RS43000	333
RS43002	333
RS43003	333
RS43301	331
RS43302	331
RS43303	332
RS43304	332
RS43401	332
RS43402	332
RS43403	332
RS43404	332
RS43502	333
RS43503	333
RS43801	333
RS43802	333
RS49123	222
RS49134	222
RS49134-T	222
RS49145	222
RS49145-T	222
RS49146	222
RS49146-T	222
RS49157	222
RS49157-T	222
RS49168	222
RS49168-T	222
RS49168-3P	222
RS49168-T-3P	222
RS49186	222
RS70140	287
RS71502A	339
RS71503A	339
RS71518	340
RS71518-A	340
RS71528	340
RS71528-A	340
RS71529	340
RS71529-A	340
RS71547	340
RS71557	340
RS71560	340

INDICE PER CODICE | CODE INDEX

REF.	PAG.
RS71561	340
RS71562	340
RS71717-B	341
RS71727-B	341
RS71729-B	341
RS71747-B	341
RS71757-B	341
RS71760-B	341
RS73631	251
RS73632	251
RS73800	344
RS73801	344
RS73802	344
RS73803	344
RS73804	344
RS73805	344
RS73806	344
RS73807	344
RS73808	344
RS76107	324
RS76110	324
RS76111	324
RS76113	324
RS76114	324
RS7700B	276
RS7700N	276
RS7701B	276
RS7701N	276
RS7702B	276
RS7702N	276
RS7703B	277
RS7703N	277
RS7704B	277
RS7704N	277
RS7705B	277
RS7705N	277
RS7710B	283
RS7710BC	283
RS7710N	283
RS7710NC	283
RS7711B	283
RS7711BC	283
RS7711N	283
RS7711NC	283
RS78003	268
RS78003C	268
RS78004	268
RS78004C	268
RS78006	268
RS78006C	268
RS78007	268
RS78007C	268
RS78025T	279
RS78025TC	279

REF.	PAG.
RS78026T	279
RS78026TC	279
RS78027	286
RS78027C	286
RS78028	286
RS78028C	286
RS78029	286
RS78029C	286
RS78030	286
RS78030C	286
RS78041T	279
RS78041TC	279
RS78042T	279
RS78042TC	279
RS78045T	279
RS78045TC	279
RS78046T	279
RS78046TC	279
RS78130	281
RS78130C	281
RS78131	281
RS78131C	281
RS78132	281
RS78132C	281
RS78132T	281
RS78132TC	281
RS78133	281
RS78133C	281
RS78133T	281
RS78133TC	281
RS78154	287
RS78154C	287
RS78159	287
RS78159C	287
RS78203	269
RS78203C	269
RS78204	269
RS78204C	269
RS78205	269
RS78205C	269
RS78206	269
RS78206C	269
RS8311B	294
RS8311N	294
RS8312B	294
RS8312N	294
RS8321B	296
RS8321N	296
RS8322B	296
RS8322N	296
RS8411B	294
RS8411N	294
RS8412B	294
RS8412N	294

REF.	PAG.
RS8412UB	294
RS8412UN	294
RS8421B	296
RS8421N	296
RS8422B	296
RS8422N	296
RS8422UB	296
RS8422UN	296
RS8512B	295
RS8512N	295
RS8522B	297
RS8522N	297
RS8611B	295
RS8611N	295
RS8612B	295
RS8612N	295
RS8621B	297
RS8621N	297
RS8622B	297
RS8622N	297
RS92007	309
RS92015	309
RS92016	309
RS92023	309
RS92024	309
RS92030	315
RS92031	315
RS92032	315
RS92033	315
RS92034	315
RS92036	314
RS92037	314
RS92038	314
RS92039	314
RS92043	314
RS92044	314
RS92045	314
RS92046	314
RS92047	315
RS92048	315
RS92049	315
RS92050	315
RS92099	310
RS92101	310
RS92101N	310
RS92104	310
RS92104N	310
RS92113	308
RS92117	308
RS92121	308
RS92125	311
RS92129	311
RS93001	350
RS93002	350

REF.	PAG.
RS93003	350
RS93010	350
RS93011	350
RS93020	351
RS93021	351
RS93022	351
RS93023	351
RS93024	351
RS93025	351
RS93030	350
RS94001	299
RS94001T	303
RS94002	299
RS94002T	303
RS94003	299
RS94003T	303
RS94004	299
RS94004T	303
RS94005	300
RS94006	300
RS94060	300
RS94060T	303
RS94073	300
RS94073T	303
RS94124	301
RS94125	301
RS94130	306
RS94131	306
RS94132	306
RS94133	306
RS94305	300
RS94306	300
RS94360	300
RS94373	300
RS96001	271
RS96002	271
RS96003	271
RS96004	271
RS9701B	262
RS9701N	262
RS9702B	262
RS9702N	262
RS9704B	262
RS9704N	262
RS9705B	263
RS9705N	263
RS9706B	263
RS9706N	263
RS9707B	263
RS9707N	263
RS98116	265
RS98116C	265
RS98117	265
RS98117C	265

REF.	PAG.
RS98118	265
RS98118C	265
RS98119	265
RS98119C	265
RSH40R	250
RSH41	249
RSH41R	250
RSH42	249
RSH43	249
RSH44	249
RSH45	249
RSH46	249
RSH47	249
RSH48	249
RSMPL006	65
RSMPL08T	65
RSPA20P	352
RSPA30P	352
RSPA40P	352
RSPA50P	352
S-96000	199
SPTA-12	214, 215
SPTC-4	214, 215
SPVAN-MT	70
SPVAN-MTD	70
SPVANB	70
SPVANN	70

ROSI Materiale Elettrico, Srl
Via Marabotto, 180
Alseno 29010 (PC), Italia

+39 0523 947166
info@rosi.it

rosi.it