

ROSI
Energy for You

2018
2019

CATALOGO GENERALE
GENERAL CATALOGUE



L'azienda è situata a Castelnuovo Fogliani, immersa nelle colline piacentine.

The company is located in Castelnuovo Fogliani, in the middle of the hilly countryside of Piacenza.

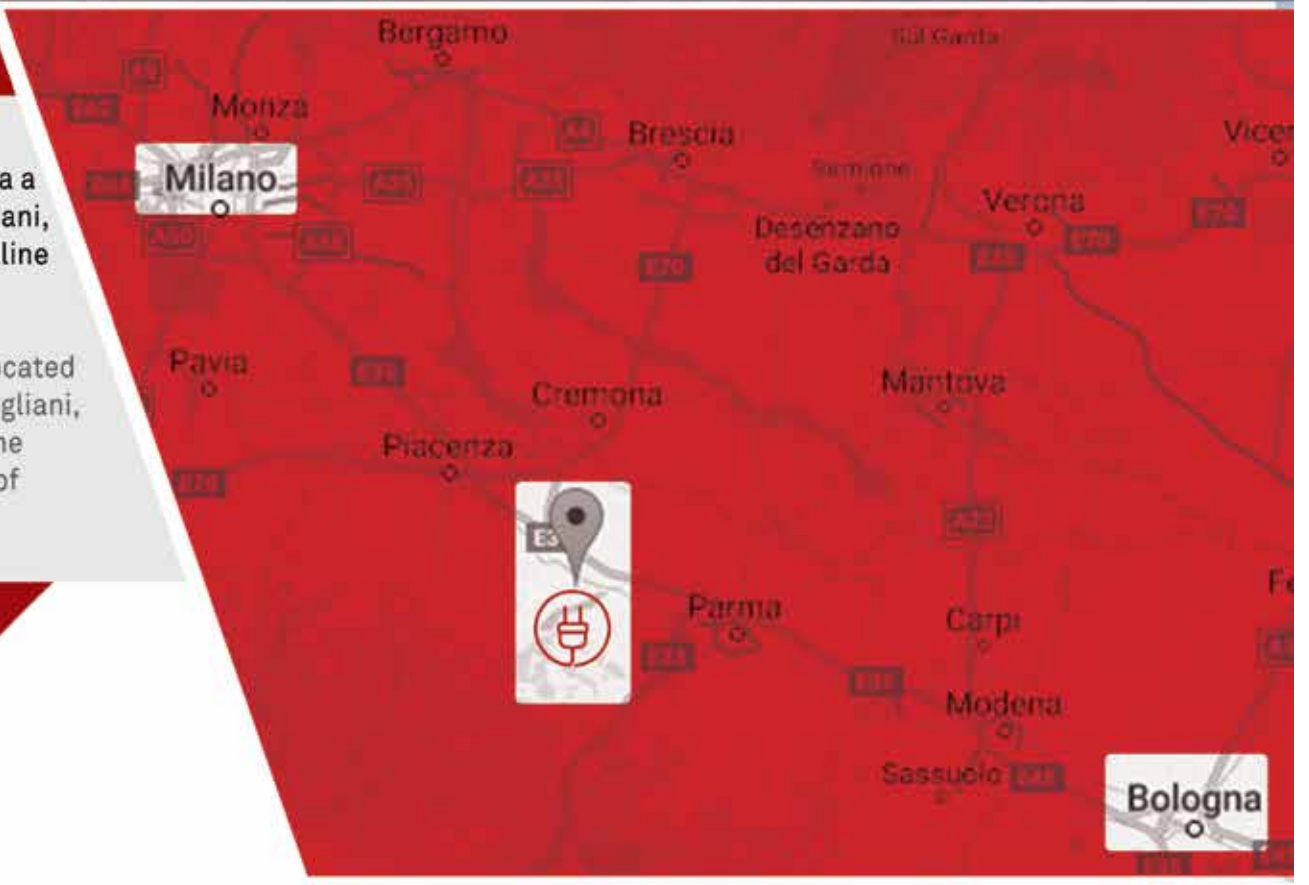

www.rosi.it

info@rosi.it

+39 0523 947166

Via Marabotto , n° 180
29010 -Castelnuovo Fogliani
(PC) - ITALY



Il nostro obiettivo principale in tutti questi anni è stato quello di creare un catalogo di prodotti che ci differenzi.

During the last years we have been reaching the goal to create a range of products that makes us different.

Per questo motivo pensiamo che in un mercato in rapida trasformazione, la capacità di innovazione sia sempre più importante.

For this reason we think that in an ever-changing market the most important thing is to be innovative.

INNOVARE PER CRESCERE
INNOVARE PER MIGLIORARE

INNOVATION MEANS GROWTH
INNOVATION MEANS IMPROVEMENT

CSQ IQNet

CERTIFICATO N° 9105.ROS3
UNI EN ISO 9001:2015



p.21 SPINE E PRESE INDUSTRIALI
INDUSTRIAL PLUGS AND SOCKETS

p.57 MOLTIPLICATORI E ADATTATORI
MULTIPLIERS AND ADAPTORS

p.73 PRESE INTERBLOCCATE
INTERLOCKED SOCKETS

p.91 INTERRUTTORI
SWITCHES

p.97 AVVOLGICAVI E PROLUNGHE INDUSTRIALI
INDUSTRIAL CABLE REELS AND EXTENSION CABLES

p.105 ILLUMINAZIONE PER L'INDUSTRIA
LIGHTING FOR INDUSTRY

p.109 QUADRI PER L'INDUSTRIA E IL CANTIERE
PANELS FOR INDUSTRY AND BUILDING SITE

p.135 CENTRALINI
ENCLOSURES

p.141 SPINE PRESE E ADATTATORI DOMESTICI
DOMESTIC PLUGS , SOCKETS AND ADAPTORS

p.157 MULTIPRESE
MULTIPLE SOCKETS

p.166 EMILIA SMART
EMILIA SMART

p.169 AVVOLGICAVI E PROLUNGHE DOMESTICHE
DOMESTIC CABLE REELS AND EXTENSION CABLES

p.183 ILLUMINAZIONE
LIGHTING

p.187 ACCESSORI
ACCESSORIES

p.193 MINICANALE
MINITRUNKING

p.197 SERIE DOMESTICA DA INCASSO
INLET DOMESTIC SERIES

p.205 SCATOLE DI DERIVAZIONE
JUNCTION BOXES

p.213 CAVI
CABLES

Siamo orgogliosi di presentare una LINEA di PRODOTTI BREVETTATI e UNICI SUL MERCATO, che migliorano la sicurezza dei nostri clienti, aumentando la praticità nel momento dell'uso senza trascurarne il design.

We are glad to introduce a range of PATENTED PRODUCTS AND UNIQUE IN THE MARKET that are able to improve our customers safety and help them in their everyday-activities, always keeping an eye on design.

BREVETTATO
PATENTED

Emilia SMART



Moltiplicatore da parete — Wall multisocket

Pag. 166

NUOVO DESIGN
NEW DESIGN



Multiprese Emilia

Le più compatte — The most compact

Pag. 158

Emilia prime

BREVETTATO
PATENTED

Adattatore con limitatore autoripristinabile

Adaptor with autoresettable surger diverter



Pag.150

EXTRAPIATTA
EXTRA-FLAT

Adattatore triplo Extrapiatto

Extra-flat multiplier



Pag.145

UNIKA

BREVETTATO
PATENTED

Adattatore Schuko a 90° 10A e 16A - Salvaspazio

Space-saving Schuko adaptor. 10A and 16A



Pag. 152

ela PLUG

Spine e prese in gomma antischiacciamento

Anti-crushing rubber plugs and sockets



Pag.154

plug Shell

BREVETTATO
PATENTED

Adattatore industriale per spine Schuko pressofuse

Industrial adaptor for molded Schuko plug



Pag.70

power Shell

BREVETTATO
PATENTED

Un nuovo concetto di presa Schuko

A new concept of Schuko socket



Pag.44

TRI X pro

BREVETTATO
PATENTED

Adattatore con 3 prese Schuko bivalenti

Adaptor with 3 italian Schuko sockets



Pag.67

NUOVO
DESIGN
NEW DESIGN

Spine e prese industriali 16A e 32A

Industrial plugs and sockets 16A and 32A



Pag.18



INFORMAZIONI TECNICHE
TECHNICAL INFORMATION



In questa sezione l'utente troverà informazioni di carattere generale e tecnico che lo indirizzeranno nella scelta dell'articolo di sua necessità e che approfondiranno tematiche normative circoscritte all'ambito delle spine e prese industriali a bassa e bassissima tensione.

In these pages the user will find both general and technical information that will help in the choice of the needed item. Some technical Norms concerning the low voltage CEE plugs and sockets will be also deepened

A | AMPERE - AMPERES

Gli Amperes (A) determinano l'***intensità della corrente elettrica***.
Amperes (A) are used to express flow rate of electric charge.

BASSA tensione *LOW voltage* ▶ 16A , 32A, 63A, 125A

BASSISSIMA tensione *EXTRA-LOW voltage* ▶ 16A , 32A

P | POLI - POLES

	MONOFASE *MONOPHASE*	TRIFASE *TRIPHASE*
BASSA tensione *LOW voltage*	3 poli (2P+⏚) *3 poles (2P+⏚)*	4 poli (3P+⏚) *4 poles (3P+⏚)* 5 poli (3P+N+⏚) *5 poles (3P+N+⏚)*
BASSISSIMA tensione *EXTRA-LOW voltage*	2 poli SENZA terra *2 poles* NO Earth Contact	3 poli SENZA terra *3 poles* NO Earth Contact





V | TENSIONE - VOLTAGE

BASSA tensione *LOW voltage*	BASSISSIMA tensione *EXTRA-LOW voltage*
100 V - 130 V **200 V - 250 V**	20 V - 25 V 40 V - 50 V
200 V - 346 V 240 V - 415 V **400 V - 500 V**	20 V - 25 V 40 V - 50 V

Secondo la normativa, a varie tensioni corrispondono vari colori.

According to the Norm, different voltages correspond with different colors.

- 20-25 V : viola - *purple*
- 40-50 V: bianco - *white*
- 100-130 V : giallo - *yellow*
- 200-250 V: blu - *blu*
- 380-415 V : rosso - *red*
- 480÷500 V : nero - *black*
- >60-500 Hz : verde - *green*
- no colour code : grigio - *grey*

H POSIZIONE ORARIA - CLOCK FACE EARTH POSITION

La normativa prevede due impedimenti di sicurezza che rendono **impossibile una errata combinazione tra due spine/prese di diverso tipo:**

- Un incavo di guida sulla presa e un corrispondente nasello sulla spina
- Un contatto di terra maggiorato rispetto agli altri contatti e collocato in diverse posizioni orarie a seconda delle tensioni di impiego.*

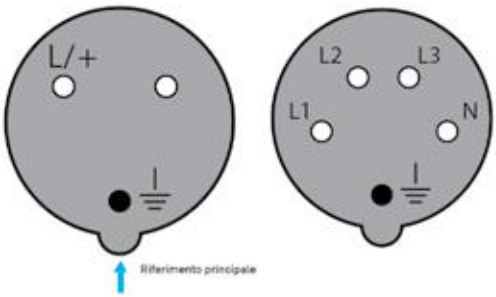

*The Norms states that two safety solutions must be implemented in order to **not match two different plugs/sockets:***

- *A major keyway on the socket and its corresponding minor one on the plug*
- *An earth pin located in different positions depending on the operating voltage and bigger than the other pins.**

Per identificare il contatto di terra , è necessario osservare la presa frontalmente, ponendo l'incavo di guida sempre in ore 6. Cosi facendo è facile rilevare la posizione oraria del **contatto di terra, il cui foro risulta sempre più grande rispetto ai contatti.**

*In order to recognize the earth pin , you just have to look frontally at the socket and put the major keyway at 6 o'clock. In this way it is easy to identify the **earth pin, which is always bigger than the others.***

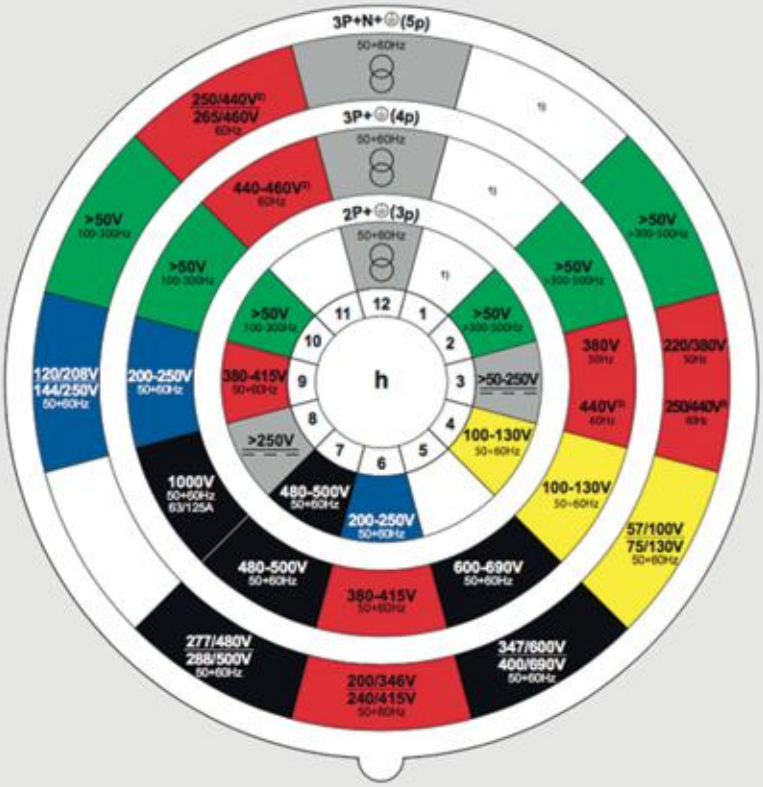

*Alcuni esempi:

Some examples:

Uso standard	6h
Standard use	
Container refrigeranti	3h
Refrigerated container	
Installazioni a bordo di navi	11h
Marine installation	
Tensioni specifiche (100-130V)	4h
Specific voltages (480 -500V)	7h

A P V H

L'insieme e la combinazione di queste variabili configura la spina/presa.

The combination of these variables determines the plug/socket



Risulterà quindi impossibile l'inserimento di una spina qualsiasi in una presa che non sia la propria corrispondente per portata, tensione, frequenza, numero di poli.

It is impossible to connect plugs and sockets that are not matching each other in terms of current ratings, voltage, frequency and poles.

BASSISSIMA TENSIONE - EXTRA-LOW VOLTAGE

Nelle spine e prese a bassissima tensione non è presente il contatto di terra, ma l'impedimento di sicurezza viene comunque realizzato mediante due riferimenti:

- Un incavo guida sulla spina e un corrispondente nasello sulla presa, sempre fisso a ore 6
- Un incavo ausiliario sulla spina e un corrispondente nasello sulla presa, che si posiziona nelle diverse ore a seconda delle caratteristiche di impiego.

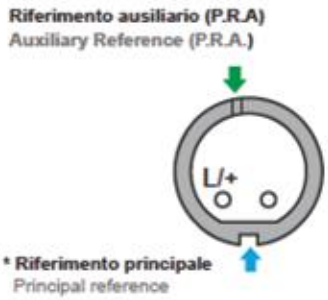

In the extra-low voltage plugs and sockets there is no earth pin, but the safety solutions are implemented anyway. They are:

- *A major keyway on the socket and its corresponding minor one on the plug, always on 6 o'clock*
- *An auxiliary keyway on the socket and its corresponding one on the plug, which is located in different position depending on the operating voltage*

Per identificare la posizione oraria nelle spine/prese a bassissima tensione è dunque necessario osservare la spina/ presa frontalmente mantenendo il riferimento guida a ore 6.
La posizione oraria sarà data dalla posizione del riferimento ausiliario

In order to recognize the earth pin position in extra-low voltage plugs and sockets you need to look at the plug/socket frontally and keep the keyway at 6 o'clock. The earth position is given by the auxiliary keyway.

Hz	V	16A e 32A	Colore
50 e 60	20+25		
50 e 60	40+50	12	
100+200	20+25 e 40+50	4	
300	20+25 e 40+50	2	
400	20+25 e 40+50	3	
400+500	20+25 e 40+50	11	
c.c	20+25 e 40+50	10	
50 e 60	20+25	-	
50 e 60	40+50	12	
>100+200	20+25 e 40+50	4	
300	20+25 e 40+50	2	
400	20+25 e 40+50	3	
>400+500	20+25 e 40+50	11	

CONTATTO PILOTA - PILOT PIN



Le spine e prese 63A e 125A possono essere dotate di un contatto pilota per l'eventuale azionamento di un blocco elettrico. Trattandosi di utilizzi speciali ed essendo questo previsto solo in determinati mercati, la versione standard delle spine/ prese non prevede il contatto pilota. È tuttavia possibile richiederlo semplicemente aggiungendo una "P" al codice standard. In caso si sia già in possesso di spine/prese dotate di pilota, è bene precisare che le versioni ROSI standard senza pilota sono ugualmente e totalmente compatibili.

If required, the 63 A and 125 A plugs/sockets can be fitted with a pilot contact to activate an electrical interlock. However, being these for special applications and being requested only in certain markets, the standard version of 63A and 125A Rosi plugs and socket is not provided with pilot. If needed, it is possible to ask for it by simply adding a "P" at the end of the standard code. In case you already have some plugs or sockets with pilot pins, it is to consider that ROSI standard plugs/sockets without pilot perfectly match with them.

NORMATIVE PER SPINE/PRESE -
NORM FOR LOW VOLTAGE PLUGS AND SOCKETS



IEC

International Electrotechnical Commission. Organismo che raggruppa paesi di tutto il mondo e predispone raccomandazioni che esprimono nei limiti più ampi e possibili un accordo internazionale sugli argomenti trattati.

The International Electrotechnical Commission is an international standards organization which all the countries of the world belong to. It prepares and publishes International Standards for all electrical, technologies and finds international agreements about these topics.



CENELEC

European Committee for Electrotechnical Standardization. Organismo internazionale che raggruppa i paesi della comunità europea e dell'EFTA e che ha il compito di preparare norme comuni o con differenze minime (norme armonizzate) accettate da tutti I paesi membri. Le stesse vengono utilizzate per I marchi di qualità e le certificazioni necessarie a soddisfare gli adempimenti delle leggi sulla sicurezza vigenti nei differenti stati membri.

The European Committee for Electrotechnical Standardization is responsible for European standardization in the area of electrical engineering. It is the European system for technical standardization which all the European countries and the EFTA ones belong to. Standards harmonized by this agency are regularly adopted by its member states and are used for quality marks and certifications according to every different applicable law.



CEI

In Italia, l'organismo preposto alla normalizzazione ed alla unificazione nel settore elettrotecnico è il CEI (Comitato Elettrotecnico Italiano).

In Italy, the agengy dealing with Standardization and Harmonization in the electro technical field is CEI (Italian Electrotechnical Committee)

Le norme di riferimento delle spine e delle prese industriali a bassa tensione riconosciute a livello internazionale e obbligatoriamente accettate da tutti gli stati membri del CENELEC sono: IEC 309-1, IEC 309-2 e IEC309-4 equivalenti alle norme EN 60309-1, EN60309-2 e EN 60309-4.
Le spine e le prese industriali ROSI rispettano queste normative, che hannolo scopo di definire i limiti di utilizzo e di impedire accoppiamenti erronei o intenzionali. In Italia, l'armonizzazione è stata regolamentata dalle norme CEI EN 60309-1, CEI EN 60309-2 e CEI EN 60309-4.

The strandards that internationally normalize the industrial plugs and sockets are IEC 309-1, IEC 309-2 and IEC 309-4 , equivalent to the European norms EN 60309-1, EN 60309-2 and EN 60309-4.
ROSI plugs and sockets complies with these rules. In Italy, the standardization has been ruled by the Italian Electrotechnicall Committee (CEI), so the norm will appear as CEI EN 60309-1, CEI EN 60309-2 and CEI EN 60309-4.

GRADO DI PROTEZIONE IP - IP DEGREE OF PROTECTION

Il grado di protezione IP classifica e valuta il grado di protezione fornito da involucri meccanici e quadri elettrici contro l'intrusione di particelle solide e l'accesso di liquidi.
La norma che definisce il grado IP è la CEI EN 60529 e si applica agli involucri per materiale elettrico la cui tensione nominale non supera i 72,5 Kv.
Tutte le apparecchiature devono essere installate a regola d'arte e devono rispettare le eventuali istruzioni di montaggio del costruttore.
In caso di assemblaggio di componenti con gradi di protezione diversi, il quadro o sistema di distribuzione risultante assume il più basso tra i gradi di Protezione degli apparecchi montati.

The IP provides the user more details about the degree of protection of a device against solid bodies or liquid ones. The relevant Standard is CEI EN 60529 and it applies to the classification of degrees of protection provided by enclosures for electrical equipment with a rated voltage not exceeding 72,5 kV.
All the appliances must be well installed and must comply with the manufacturer's instruction possibly provided. In case components with different degree of protections are assembled, the obtained system will assume the lowest degree of protection among its components.









Il grado IP è verificato e si ottiene:

- Per le prese: quando una spina di pari grado di protezione è inserita o quando il coperchietto è chiuso. In caso di IP67 in entrambi i casi la protezione è garantita sempre e quando la ghiera sia serrata.
- Per le spine: quando una presa di pari grado di protezione è inserita. In caso di IP67 la protezione è garantita sempre e quando la ghiera sia serrata.
- Per gli involucri: quando tutti i coperchi sono adeguatamente chiusi.

IP Degree of protection is granted in these cases:

- *As for the sockets: when a plug of the same degree of protection is fully inserted or when the lid is closed. In case both the plug and the socket are IP67, the protection is granted only if the locking ring is fully clamped.*
- *As for the plugs: when it is fully inserted into a socket of the same degree. In the case of IP67, the protection is granted only if the locking ring is fully clamped.*
- *As for the enclosures: when all the lids are properly closed.*

GRADO DI PROTEZIONE IP - IP DEGREE OF PROTECTION

Il grado IP è indicato con 2 cifre caratteristiche:
- La prima cifra indica il grado di protezione contro la penetrazione di corpi solidi estranei.
- La seconda cifra indica il grado di protezione contro la penetrazione di liquidi.

The IP code is indicated with two digits:
- *The first digit indicates the level of protection against access to hazardous solid parts.*
- *The second digit indicates the level of protection against harmful ingress of water.*

IP67

1° Cifra: corpi solidi estranei (polvere)

1° Digit: hazardous solid parts (dust)

POLVERE
DUST

0	Nessuna protezione	No protection
1	Contro i corpi solidi con Ø superiore a 50 mm	Against solid bodies with Ø or superior to 50 mm
2	Contro i corpi solidi con Ø superiore a 25 mm	Against solid bodies with Ø or superior to 25 mm
3	Contro i corpi solidi con Ø superiore a 12 mm	Against solid bodies with Ø or superior to 12 mm
4	Contro i corpi solidi con Ø superiore a 1 mm	Against solid bodies with Ø or superior to 1 mm
5	Contro le polveri (nessun deposito nocivo)	Dust protected (no noxious deposit)
6	Totale contro le polveri	Totally dust protected

LIQUIDI
LIQUIDS

0	Nessuna protezione	No protection
1	Contro la caduta verticale di gocce d'acqua	Against the vertical falling of drops of water
2	Contro la caduta di gocce d'acqua con una inclinazione di 15° rispetto la verticale	Against the vertical falling of drops of water from an inclination of 15°
3	Contro la caduta di gocce d'acqua con una inclinazione di 60° rispetto la verticale	Against the vertical falling of drops of water from an inclination of 60°
4	Contro spruzzi d'acqua da tutte le direzioni	Against the water splashing against the enclosure from any direction
5	Contro getti d'acqua con lanca da tutte le direzioni	Against the jets projected against the enclosure from any direction
6	Contro getti d'acqua potenti simili a onde marine	Against powerful water jets similar to sea waves
7	Contro gli effetti dell'immersione temporanea alla profondità massima di 1 metro	Against the effects of a temporary submersion up to 1 m
8	Contro gli effetti della sommersione in acqua	Against the effects of an immersion into water

IP67

2° Cifra: liquidi

2° Digit: liquids

GRADO IK - IK DEGREE



Il codice IK è il grado di protezione contro gli impatti e determina la resistenza meccanica agli urti degli involucri.
Si misura in joule.
La norma di riferimento che introduce i gradi di protezione contro gli impatti meccanici è la CEI EN 50102 (CEI 70-3) e si applica quando la potenza nominale dell' apparecchiatura non supera i 72,5 kV.
Il grado IK delle spine e prese ROSI è IK08.

The IK Degree is a numeric classification for the degrees of protection provided by enclosures for electrical equipment against external mechanical impacts. The unit of measure is Joule (J). The relevant Norm is CEI EN 50102 and it is applied to those appliances with a rated voltage not exceeding 72,5 Kv.
ROSI plugs and sockets IK degree of protection is IK08

IK-CODE	IK01	IK02	IK03	IK04	IK05	IK06	IK07	IK08	IK09	IK10
J	0,14	0,2	0,35	0,5	0,7	1	2	5	10	20

TEMPERATURA - TEMPERATURE



Le spine e prese conformi alle norme CEI EN 60309-1 e CEI EN 60309-2 sono da utilizzarsi in ambienti ove la temperatura massima non superi i +40°C .In caso di temperature specifiche si prega di contattare il produttore.

Plugs and sockets complying with Standard CEI EN 60309-1 and CEI EN 60309-2 bear an environment temperature not exceeding +40° C .
In case of specific temperatures, please contact the manufacturer.

LEGENDA - LEGEND

| CODICI - REF.

230 V 50-60 Hz
9213
9105
9111
9413 ⏻
9106

I codici evidenziati in **grassetto e sottolineati** si riferiscono ad articoli ad alta rotazione.
*Items in **bold and highlighted** are the fast-moving ones.*

I codici con il simbolo ⏻ sulla destra si riferiscono ad articoli gestiti a stock.
Items marked with ⏻ are available on stock.

| POLI - POLES

BASSA TENSIONE - *LOW VOLTAGE*			
	3P	4P	5P
2P+⏚	✓		
3P+⏚		✓	
3P+N+⏚			✓

BASSISSIMA TENSIONE - *EXTRALOW VOLTAGE*		
	2P	3P
2P	✓	
3P		✓

| TENSIONE - VOLTAGE

	110V	230V	400V	500V
100-130V	✓			
200-240V		✓		
380-415V			✓	
200-346 240-415			✓	
480-500				✓

| PACKAGING

Se indicato un doppio numero, è presente sia la confezione interna che quella esterna
When there are two numbers, this means that there are inner box and outer box



Imballo esterno (tot. 150 pz) *Outer box (tot. 150pcs)*
Confezione interna (tot. 10 pz) *Inner box (tot. 10 pcs)*

Quando viene indicato un solo numero, è presente un unico imballo:
When there is only one number, this means that there is only one box

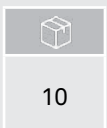

Confezione unica (tot. 10 pz) *One box (tot. 10pcs)*

| DESIGN

Le spine e le prese mobili presenti in questo catalogo rientrano nella tipologia di design "D" *Movable plugs and sockets in this catalogue have a design type "D"*

NUOVO DESIGN *NEW DESIGN*

SPINE E PRESE INDUSTRIALI 16A - 32A

INDUSTRIAL PLUGS AND SOCKETS 16A - 32A



Design and Quality ROSI

Più compatta - *More compact*

Leva
Lever

Foro per appendere la presa e facilitare i collegamenti in sospensione

Hole to easily hang the plug/socket up



Nuovi colori
New colors

Manico ergonomico che facilita e rafforza l'impugnatura

Ergonomic shape to reinforce the handhold

Nuovo coperchio
con leva
per facilitare
l'apertura della presa

New lid with lever to ease the opening and closing





Manico ergonomico
ergonomic handle

Nuovo sistema
di apertura e chiusura
meccanica con
inserto in plastica.
Ancora più semplice
e più veloce.

New opening and closing mechanic system with plastic insert. Easier and faster





Viti dei contatti allineati
nella stessa direzione
Contact screws aligned in the same direction

Increased threaded part for a stronger closing

Maggiore filettatura
per una chiusura
migliore







SPINE INDUSTRIALI
INDUSTRIAL PLUGS

Spine mobili pag. 22
Movable plugs pag. 22

Spine da incasso pag. 25
Panel plugs pag. 25

Spine da parete pag. 27
Wall plugs pag. 27

PRESE INDUSTRIALI
INDUSTRIAL SOCKETS

Prese mobili pag. 29
Movable sockets pag. 29

Prese da incasso pag. 32
Panel sockets pag. 32

Prese da parete pag. 35
Wall sockets pag. 35

SERIE SCHUKO
SHUKO SERIES

Prese da incasso pag. 40
Panels sockets pag. 40

Spine e prese in gomma pag. 42
Rubber plugs and sockets pag. 42

Powershell pag. 44
Powershell pag. 44

APPLICAZIONI SPECIALI
SPECIAL APPLICATIONS

Spine e prese a bassissima tensione pag. 46
Extra-low voltage plugs and sockets pag. 46

Eventi e spettacolo pag. 48
Stages and events pag. 48

Camping e caravan pag. 50
Camping and caravan pag. 50

Spine e prese per container pag. 52
Plugs and sockets for containers pag. 52

Spine e prese a 1h pag. 55
Plugs and sockets - 1h pag. 55

SPINA MOBILE
PLUG
IP44

• Serie 10
Series 10

Nuovo Design
New Design



A	P	110 V 50-60 Hz	230 V 50-60 Hz	400 V 50-60 Hz	500 V 50-60 Hz	
16	3	9101	9213			10/150
16	4	9102	9105	9214	9107	10/150
16	5		9111	9215	9108	8/120
32	3	9103	9413			5/75
32	4	9104	9106	9414	9109	5/75
32	5			9415	9110	4/60

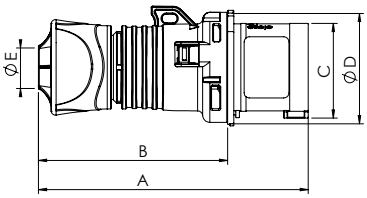

Amp	16A			32A		
Poles	3	4	5	3	4	5
A	140	140	140	161	161	161
B	106	106	106	122.5	122.5	122.5
C	46.5	53.5	60.5	62.5	62.5	69.5
D	56	60.5	68	72	72	69
E	6-15	6-15	8-16	11.5-20	11.5-20	11.5-22

SPINA MOBILE
PLUG
IP67

• Serie 10
Series 10

Nuovo Design
New Design



A	P	110 V 50-60 Hz	230 V 50-60 Hz	400 V 50-60 Hz	500 V 50-60 Hz	
16	3	9151	8213			10/150
16	4	9152	9157	8214	9163	8/120
16	5		9169	8215	9164	6/90
32	3	9153	8413			4/60
32	4	9154	9158	8414	9165	4/60
32	5			8415	9166	3/45

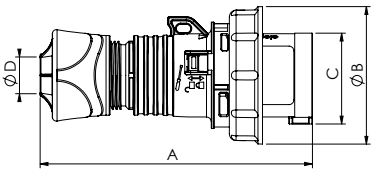

Amp	16A			32A		
Poles	3	4	5	3	4	5
A	140	140	140	161	161	161
B	71	77	87	92	92	98
C	46.5	53.5	60.5	62.5	62.5	69.5
D	6-15	6-15	8-16	11.5-20	11.5-20	11.5-22

INVERTITORE DI FASE
PHASE INVERTER
IP44

• Serie 10
Series 10



A	P	110 V 50-60 Hz	230 V 50-60 Hz	400 V 50-60 Hz	500 V 50-60 Hz	
16	5			9227		10/150
32	5			9229		5/75

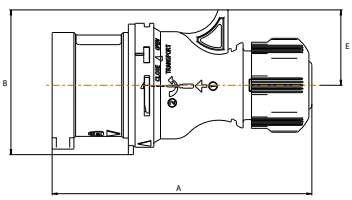

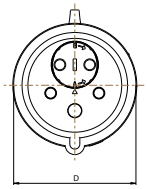

Amp	16A	32A
Poles	5	5
A	132	160
B	73	86.4
D	64	64
E	38	45

Per dettagli sul prodotto, i poli e la tensione vedere pag.17 . Per le "h" vedere pag.11
For futher details on products, poles and voltage go to page 17. For info on "h" go to page 11.

SPINA MOBILE
PLUG
IP67

• Serie 10
Series 10

A	P	110 V 50-60 Hz	230 V 50-60 Hz	400 V 50-60 Hz	500 V 50-60 Hz	
63	3	9155	9159			10
63	4	9156	9160	9161	9167	10
63	5			9162	9168	10



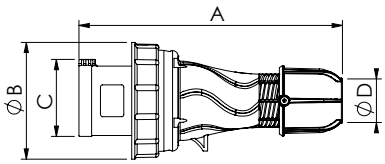

Amp	63A		
Poles	3	4	5
A	256	256	256
B	114	114	114
C	75	75	75
D	14.5-36	14.5-36	14.5-36

Questo articolo è fornito standard senza il contatto pilota. Per richiederlo è necessario aggiungere una “P” finale al codice.
Standardly this item is not provided with pilot pin. In case you need it, just add a “P” at the end of the standard code.

SPINA MOBILE
PLUG
IP67

• Serie 10
Series 10

A	P	110 V 50-60 Hz	230 V 50-60 Hz	400 V 50-60 Hz	500 V 50-60 Hz	
125	3	9189	9170			2
125	4	9190	9191	9188	9192	2
125	5			9187	9193	2



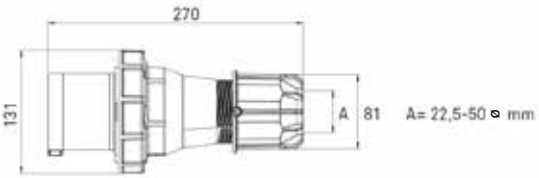

Questo articolo è fornito standard senza il contatto pilota. Per richiederlo è necessario aggiungere una “P” finale al codice.
Standardly this item is not provided with pilot pin. In case you need it, just add a “P” at the end of the standard code.



SPINA MOBILE PLUG IP44

- Serie 10
  Series 10
- Cablaggio rapido senza viti
  Screwless fast wiring

Nuovo Design
New Design

A	P	110 V 50-60 Hz	230 V 50-60 Hz	400 V 50-60 Hz	500 V 50-60 Hz	
16	3	9101R	**9213R**			10/150
16	4	9102R	9105R	**9214R**	9107R	10/150
16	5		9111R	**9215R**	9108R	8/120



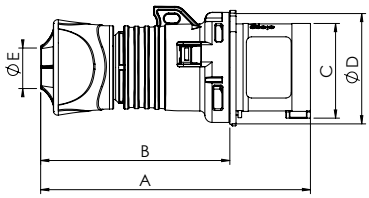

Amp	16A			32A		
Poles	3	4	5	3	4	5
A	140	140	140	161	161	161
B	106	106	106	122.5	122.5	122.5
C	46.5	53.5	60.5	62.5	62.5	69.5
D	56	60.5	68	72	72	69
E	6-15	6-15	8-16	11.5-20	11.5-20	11.5-22

SPINA MOBILE PLUG IP67

- Serie 10
  Series 10
- Cablaggio rapido senza viti
  Screwless fast wiring

Nuovo Design
New Design

A	P	110 V 50-60 Hz	230 V 50-60 Hz	400 V 50-60 Hz	500 V 50-60 Hz	
16	3	9151R	**8213R**			10/150
16	4	9152R	9157R	**8214R**	9163R	8/120
16	5		9169R	**8215R**	9164R	6/90



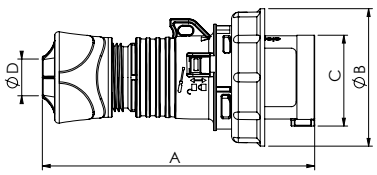

Amp	16A			32A		
Poles	3	4	5	3	4	5
A	140	140	140	161	161	161
B	71	77	87	92	92	98
C	46.5	53.5	60.5	62.5	62.5	69.5
D	6-15	6-15	8-16	11.5-20	11.5-20	11.5-22

Per dettagli sul prodotto, i poli e la tensione vedere pag.17 . Per le "h" vedere pag.11
For futher details on products, poles and voltage go to page 17. For info on "h" go to page 11.

SPINA DA INCASSO
PANEL PLUG
IP44

• Serie 10
Series 10

A	P	110 V 50-60 Hz	230 V 50-60 Hz	400 V 50-60 Hz	500 V 50-60 Hz	
16	3	1150	**1152**			4/120
16	4	1151	1153	**1154**	1156	4/120
16	5			**1155**	1157	4/120



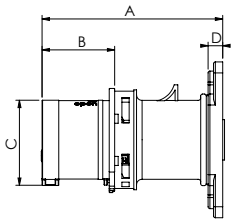

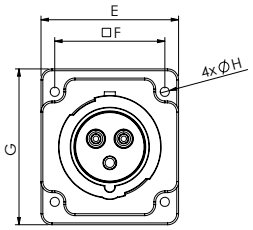

Amp	16A		
Poles	3	4	5
A	99	99	99
B	40	40	40
C	46.5	53.5	60.5
D	8	8	8
E	75	75	75
F	60	60	60
G	85	85	85
H	5	5	5

SPINA DA INCASSO
PANEL PLUG
IP67

• Serie 10
Series 10

A	P	110 V 50-60 Hz	230 V 50-60 Hz	400 V 50-60 Hz	500 V 50-60 Hz	
16	3	1158	**1160**			4/120
16	4	1159	1161	**1162**	1164	4/120
16	5			**1163**	1165	4/120



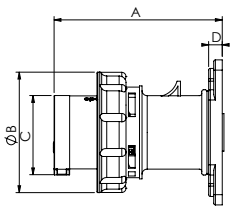

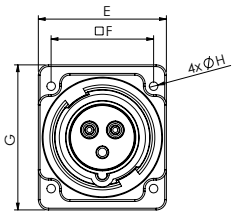

Amp	16A		
Poles	3	4	5
A	99	99	99
B	71	77	87
C	46.5	53.5	60.5
D	8	8	8
E	75	75	75
F	60	60	60
G	85	85	85
H	5	5	5

Per dettagli sul prodotto, i poli e la tensione vedere pag.17 . Per le "h" vedere pag.11
For futher details on products, poles and voltage go to page 17. For info on "h" go to page 11.

SPINA DA INCASSO
PANEL PLUG
IP44

- Serie 10
  Series 10
- Flangia 75x75 mm
  Flange 75x75 mm



A	P	110 V 50-60 Hz	230 V 50-60 Hz	400 V 50-60 Hz	500 V 50-60 Hz	
16	3	1110	**1107**			10/150
16	4	1111	1114	**1116**	1119	10/150
16	5			**1117**	1120	8/120
32	3	1112	**1108**			5/75
32	4	1113	1115	**1118**	1121	5/75
32	5			**1109**	1122	5/75

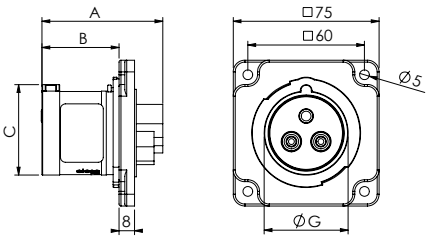

Amp	16A			32A		
Poles	3	4	5	3	4	5
A	62	62	62	75	75	75
B	39.6	39.6	39.6	48.6	48.6	48.6
C	46.5	53.5	60.5	62.5	62.5	69.5
G	43.2	49.4	56	56.7	56.7	63.4

SPINA DA INCASSO
PANEL PLUG
IP44

- Serie 10
  Series 10
- Flangia 55x55 mm
  Flange 55x55 mm



A	P	110 V 50-60 Hz	230 V 50-60 Hz	400 V 50-60 Hz	500 V 50-60 Hz	
16	3	1110S	**1107S**			10/150
16	4	1111S	1114S	**1116S**	1119S	10/150

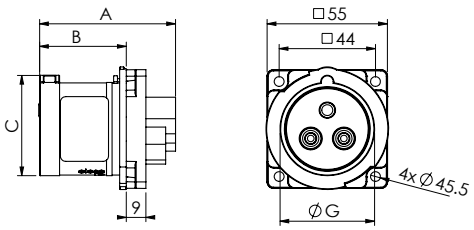

Amp	16A	
Poles	3	4
A	62	62
B	39.6	39.6
C	46.5	53.5
G	43.2	49.4

SPINA DA INCASSO
PANEL PLUG
IP44

- Serie 10
  Series 10

A	P	110 V 50-60 Hz	230 V 50-60 Hz	400 V 50-60 Hz	500 V 50-60 Hz	
63	3		**1140**			5/5
63	4			**1141**		5/5
63	5			**1142**		5/5



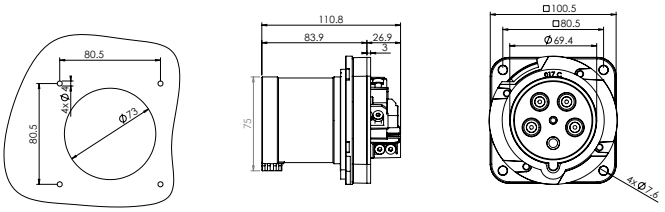

Per dettagli sul prodotto, i poli e la tensione vedere pag.17 . Per le "h" vedere pag.11
For futher details on products, poles and voltage go to page 17. For info on "h" go to page 11.

SPINA DA PARETE
WALL PLUG
IP44

• Serie 10
Series 10



A	P	110 V 50-60 Hz	230 V 50-60 Hz	400 V 50-60 Hz	500 V 50-60 Hz	
16	3	1173	**1177**			10/10
16	4	1174	1178	**1181**	1185	10/10
16	5			**1182**	1186	10/10
32	3	1175	**1179**			6/6
32	4	1176	1180	**1183**	1187	6/6
32	5			**1184**	1188	6/6

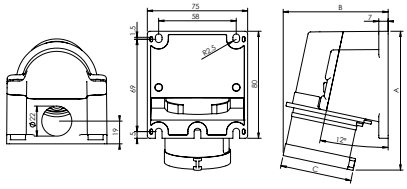

Amp	16A		
Poles	3	4	5
A	108	109	117
B	110	112	116
C	60	68	76

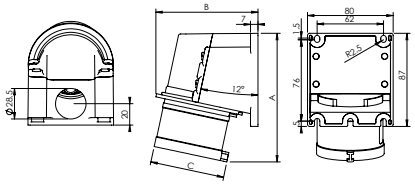

Amp	32A		
Poles	3	4	5
A	127	127	130
B	118	118	121
C	81	81	89

Per maggiori informazioni vedi pag. 33
For further information go to page 33

SPINA DA PARETE
WALL PLUG
IP44

• Serie 10
Series 10



A	P	110 V 50-60 Hz	230 V 50-60 Hz	400 V 50-60 Hz	500 V 50-60 Hz	
16	3	1123	**1127**			3/45
16	4	1124	1128	**1131**	1135	3/45
16	5			**1132**	1136	3/45
32	3	1125	**1129**			2/30
32	4	1126	1130	**1133**	1137	2/30
32	5			**1134**	1138	2/30

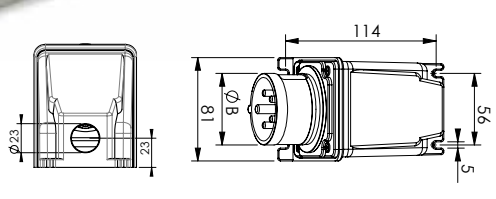

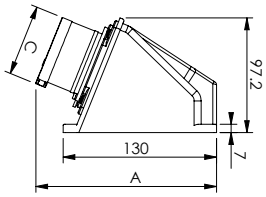

Amp	16A			32A		
Poles	3	4	5	3	4	5
A	153	153	153	162	162	162
B	43.2	49.4	56	56.7	56.7	63.4
C	46.5	53.5	60.5	62.5	62.5	69.5

SPINA DA PARETE A 90°
WALL 90° ANGLED PLUG
IP44

• Serie 10
Series 10



A	P	110 V 50-60 Hz	230 V 50-60 Hz	400 V 50-60 Hz	500 V 50-60 Hz	
16	3	1011	**1012**			4/60
16	4	1013	1014	**1015**	1016	4/60
16	5		1027	**1021**	1024	2/30
32	3	1017	**1019**			2/30
32	4	1018	1020	**1022**	1025	2/30
32	5			**1023**	1026	2/30

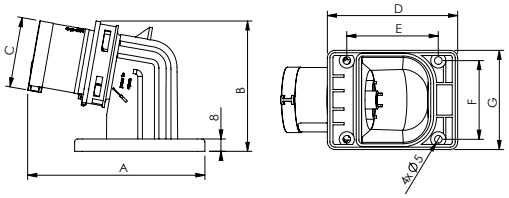

Amp	16A			32A		
Poles	3	4	5	3	4	5
A	118	118	118	160	160	160
B	87	87	93	107	107	110
C	46.5	53.5	60.5	62.5	62.5	69.5
D	86	86	86	101	101	101
E	60.5	60.5	60.5	85	85	85
F	52	52	52	78	78	78
G	65.5	65.5	65.5	91	91	91

Per dettagli sul prodotto, i poli e la tensione vedere pag.17 . Per le "h" vedere pag.11
For futher details on products, poles and voltage go to page 17. For info on "h" go to page 11.

SPINA DA PARETE A 90°
WALL 90° ANGLED PLUG
IP67

• Serie 10
Series 10



A	P	110 V 50-60 Hz	230 V 50-60 Hz	400 V 50-60 Hz	500 V 50-60 Hz	
16	3	1051	**1052**			4/60
16	4	1053	1054	**1055**	1056	4/60
16	5		1075	**1065**	1070	2/30
32	3	1057	**1061**			2/30
32	4	1058	1062	**1066**	1071	2/30
32	5			**1067**	1072	2/30

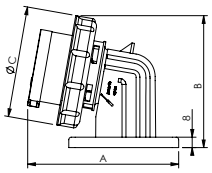

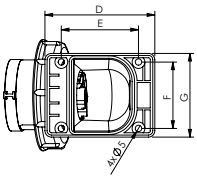

Amp	16A			32A		
Poles	3	4	5	3	4	5
A	118	118	118	160	160	160
B	97	99	104	108	108	110
C	71	77	87	92	92	98
D	86	86	86	101	101	101
E	60.5	60.5	60.5	85	85	85
F	52	52	52	78	78	78
G	65.5	65.5	65.5	91	91	91

SPINA DA PARETE A 90°
WALL 90° ANGLED PLUG
IP67

• Serie 10
Series 10



A	P	110 V 50-60 Hz	230 V 50-60 Hz	400 V 50-60 Hz	500 V 50-60 Hz	
63	3	1060	**1063**			3
63	4	1059	1064	**1068**	1073	3
63	5			**1069**	1074	3

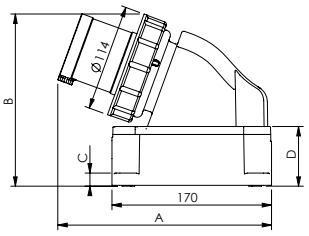

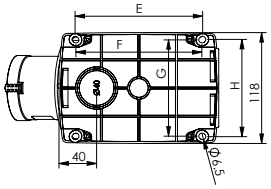

Amp	16A		
Poles	3	4	5
A	227.5	227.5	227.5
B	184	184	184
C	14	14	14
D	63.5	63.5	63.5
E	136	136	136
F	134	134	134
G	102.5	102.5	102.5
H	103.5	103.5	103.5

Questo articolo è fornito standard senza il contatto pilota. Per richiederlo è necessario aggiungere una "P" finale al codice.
Standardly this item is not provided with pilot pin. In case you need it, just add a "P" at the end of the standard code.

SPINA DA PARETE A 90°
WALL 90° ANGLED PLUG
IP67

• Serie 10
Series 10



A	P	110 V 50-60 Hz	230 V 50-60 Hz	400 V 50-60 Hz	500 V 50-60 Hz	
125	3	1084	**1081**			1
125	4	1085	1086	**1082**	1087	1
125	5			**1083**	1088	1

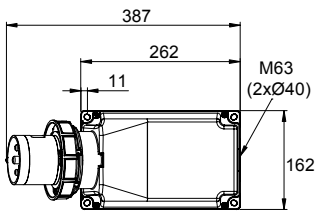

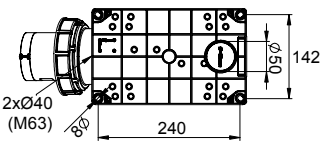

height (h) = 209
=15°

Questo articolo è fornito standard senza il contatto pilota. Per richiederlo è necessario aggiungere una "P" finale al codice.
Standardly this item is not provided with pilot pin. In case you need it, just add a "P" at the end of the standard code.

Per dettagli sul prodotto, i poli e la tensione vedere pag.17 . Per le "h" vedere pag.11
For futher details on products, poles and voltage go to page 17. For info on "h" go to page 11.

PRESA MOBILE
SOCKET
IP44

• Serie 11
Series 11

Nuovo Design
New Design



A	P	110 V 50-60 Hz	230 V 50-60 Hz	400 V 50-60 Hz	500 V 50-60 Hz	
16	3	9001	**9223**			10/150
16	4	9002	9005	**9224**	9007	10/150
16	5		9526	**9225**	9008	5/75
32	3	9003	**9523**			4/60
32	4	9004	9006	**9524**	9009	4/60
32	5			**9525**	9010	3/45

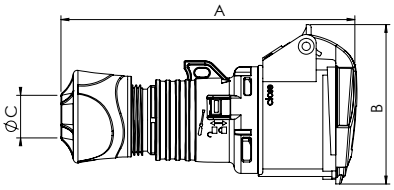

Amp	16A			32A		
Poles	3	4	5	3	4	5
A	150	150	152	163	163	166
B	81	87	96	99	99	106
C	6-15	6-15	8-16	11.5-20	11.5-20	11.5-22

PRESA MOBILE
SOCKET
IP67

• Serie 11
Series 11

Nuovo Design
New Design



A	P	110 V 50-60 Hz	230 V 50-60 Hz	400 V 50-60 Hz	500 V 50-60 Hz	
16	3	9051	**8223**			10/150
16	4	9052	9057	**8224**	9063	8/120
16	5		9069	**8225**	9064	4/60
32	3	9053	**8523**			3/45
32	4	9054	9058	**8524**	9065	3/45
32	5			**8525**	9066	3/45

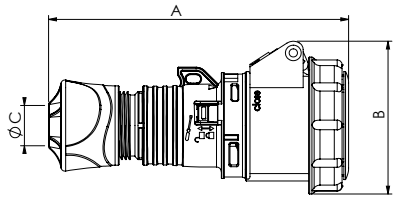

Amp	16A			32A		
Poles	3	4	5	3	4	5
A	153	152	154	168	168	168
B	79	85	95	97	99	106
C	6-15	6-15	8-16	11.5-20	11.5-20	11.5-22

Per dettagli sul prodotto, i poli e la tensione vedere pag.17 . Per le "h" vedere pag.11
For futher details on products, poles and voltage go to page 17. For info on "h" go to page 11.

PRESA MOBILE
SOCKET
IP67

• Serie 11
Series 11

A	P	110 V 50-60 Hz	230 V 50-60 Hz	400 V 50-60 Hz	500 V 50-60 Hz	
63	3	9055	**9059**			10
63	4	9056	9060	**9061**	9067	10
63	5			**9062**	9068	10



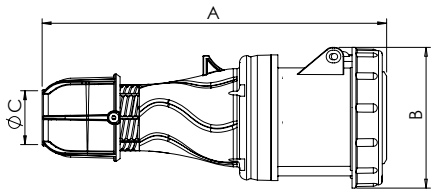

Amp	32A		
Poles	3	4	5
A	275	275	275
B	111	111	111
C	14.5-36	14.5-36	14.5-36

Questo articolo è fornito standard senza il contatto pilota. Per richiederlo è necessario aggiungere una "P" finale al codice.
Standardly this item is not provided with pilot pin. In case you need it, just add a "P" at the end of the standard code.

PRESA MOBILE
SOCKET
IP67

• Serie 11
Series 11

A	P	110 V 50-60 Hz	230 V 50-60 Hz	400 V 50-60 Hz	500 V 50-60 Hz	
125	3	9089	**9070**			2
125	4	9090	9091	**9088**	9092	2
125	5			**9087**	9093	2



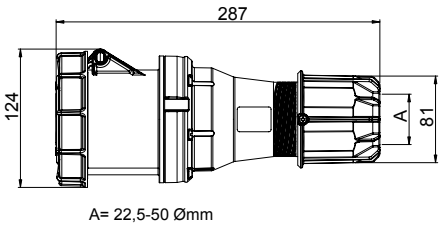

A= 22,5-50 Ømm

Questo articolo è fornito standard senza il contatto pilota. Per richiederlo è necessario aggiungere una "P" finale al codice.
Standardly this item is not provided with pilot pin. In case you need it, just add a "P" at the end of the standard code.

Per dettagli sul prodotto, i poli e la tensione vedere pag.17 . Per le "h" vedere pag.11
For futher details on products, poles and voltage go to page 17. For info on "h" go to page 11.



PRESA MOBILE SOCKET IP44

- Serie 11
  Series 11
- Cablaggio rapido senza viti
  Screwless fast wiring

Nuovo Design
New Design

A	P	110 V 50-60 Hz	230 V 50-60 Hz	400 V 50-60 Hz	500 V 50-60 Hz	
16	3	9001R	9223R			10/150
16	4	9002R	9005R	9224R	9007R	10/150
16	5		9526R	9225R	9008R	5/75



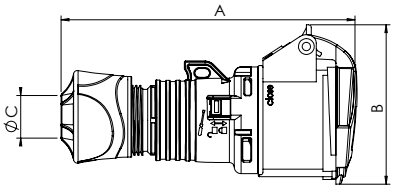

Amp	16A			32A		
Poles	3	4	5	3	4	5
A	150	150	152	163	163	166
B	81	87	96	99	99	106
C	6-15	6-15	8-16	11.5-20	11.5-20	11.5-22

PRESA MOBILE SOCKET IP67

- Serie 11
  Series 11
- Cablaggio rapido senza viti
  Screwless fast wiring

Nuovo Design
New Design

A	P	110 V 50-60 Hz	230 V 50-60 Hz	400 V 50-60 Hz	500 V 50-60 Hz	
16	3	9051R	8223R			10/150
16	4	9052R	9057R	8224R	9063R	8/120
16	5		9069R	8225R	9064R	4/60



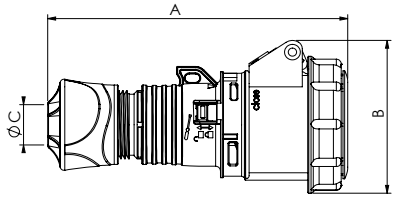

Amp	16A			32A		
Poles	3	4	5	3	4	5
A	153	152	154	168	168	168
B	79	85	95	97	99	106
C	6-15	6-15	8-16	11.5-20	11.5-20	11.5-22

Per dettagli sul prodotto, i poli e la tensione vedere pag.17 . Per le "h" vedere pag.11
For futher details on products, poles and voltage go to page 17. For info on "h" go to page 11.

PRESA DA INCASSO INCLINATA
SLOPING PANEL SOCKET

IP44

- Serie 11
  Series 11



A	P	110 V 50-60 Hz	230 V 50-60 Hz	400 V 50-60 Hz	500 V 50-60 Hz	
16	3	6007Q	**6001Q**			10/150
16	4	6008Q	6013Q	**6002Q**	6020Q	10/150
16	5		6014Q	**6003Q**	6021Q	8/120
32	3	6009Q	**6004Q**			5/75
32	4	6010Q	6015Q	**6005Q**	6022Q	5/75
32	5			**6006Q**	6023Q	5/75

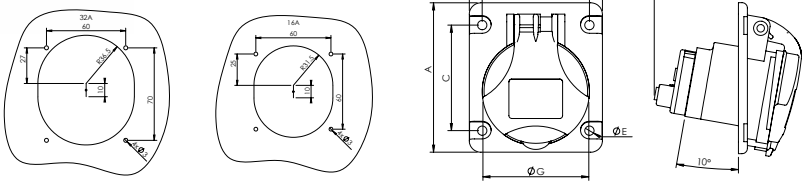

Amp	16A			32A		
Poles	3	4	5	3	4	5
A	85	85	85	95	95	98
B	75	75	75	80	80	80
C	60	60	60	70	70	70
D	60	60	60	60	60	60
E	5.2	5.2	5.2	5.5	5.5	5.5
F	47	47	47	54	54	56
G	60	68	76	81	81	88

PRESA DA INCASSO INCLINATA
SLOPING PANEL SOCKET

IP67

- Serie 11
  Series 11



A	P	110 V 50-60 Hz	230 V 50-60 Hz	400 V 50-60 Hz	500 V 50-60 Hz	
16	3	7007Q	**7001Q**			10/150
16	4	7008Q	7013Q	**7002Q**	7020Q	8/120
16	5		7014Q	**7003Q**	7021Q	8/120
32	3	7009Q	**7004Q**			5/75
32	4	7010Q	7015Q	**7005Q**	7022Q	5/75
32	5			**7006Q**	7023Q	5/75

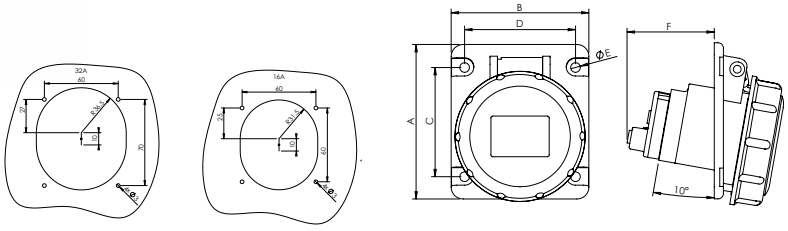

Amp	16A			32A		
Poles	3	4	5	3	4	5
A	85	85	85	95	95	98
B	75	75	75	80	80	80
C	60	60	60	70	70	70
D	60	60	60	60	60	60
E	5.2	5.2	5.2	5.5	5.5	5.5
F	47	47	47	54	54	56
G	71	77	87	92	92	98

PRESA DA INCASSO INCLINATA
SLOPING PANEL SOCKET

IP67

- Serie 11
  Series 11



A	P	110 V 50-60 Hz	230 V 50-60 Hz	400 V 50-60 Hz	500 V 50-60 Hz	
63	3	7011Q	**7016Q**			10
63	4	7012Q	7017Q	**7018Q**	7024Q	10
63	5			**7019Q**	7025Q	10

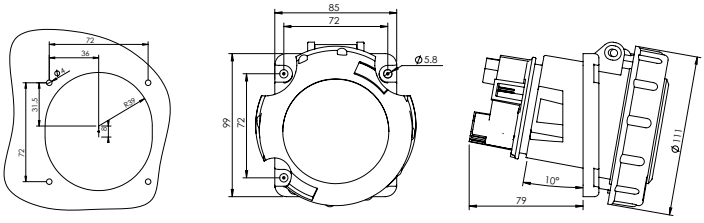

Questo articolo è fornito standard senza il contatto pilota. Per richiederlo è necessario aggiungere una "P" finale al codice.
Standardly this item is not provided with pilot pin. In case you need it, just add a "P" at the end of the standard code.

Per dettagli sul prodotto, i poli e la tensione vedere pag.17 . Per le "h" vedere pag.11
For futher details on products, poles and voltage go to page 17. For info on "h" go to page 11.

PRESA DA INCASSO DRITTA
STRAIGHT PANEL SOCKET

IP44

- Serie 11
  Series 11
- Flangia 75x75 mm
  Flange 75x75 mm

A	P	110 V 50-60 Hz	230 V 50-60 Hz	400 V 50-60 Hz	500 V 50-60 Hz	
16	3	1301	**1302**			10/150
16	4	1303	1304	**1305**	1306	10/150
16	5			**1315**	1320	8/120
32	3	1307	**1311**			5/75
32	4	1308	1312	**1316**	1321	5/75
32	5			**1317**	1322	5/75



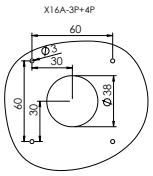

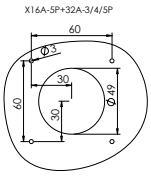

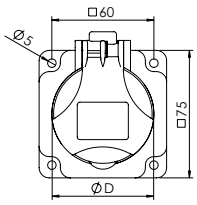

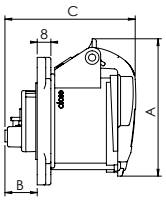

Amp	16A			32A		
Poles	3	4	5	3	4	5
A	81	87	96	99	99	106
B	19	19	19	26	26	26
C	77	68	76	94	94	89
D	60	68	76	81	81	89

PRESA DA INCASSO DRITTA
STRAIGHT PANEL SOCKET

IP67

- Serie 11
  Series 11
- Flangia 75x75 mm
  Flange 75x75 mm

A	P	110 V 50-60 Hz	230 V 50-60 Hz	400 V 50-60 Hz	500 V 50-60 Hz	
16	3	1351	**1352**			10/150
16	4	1353	1354	**1355**	1356	8/120
16	5			**1365**	1370	8/120
32	3	1357	**1361**			5/75
32	4	1358	1362	**1366**	1371	5/75
32	5			**1367**	1372	5/75



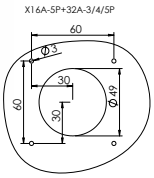

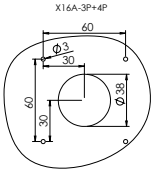

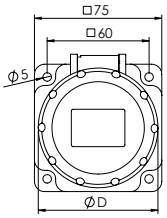

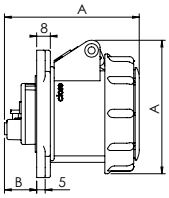

Amp	16A			32A		
Poles	3	4	5	3	4	5
A	79	85	95	97	99	106
B	19	19	19	26	26	26
C	80	68	76	94	94	94
D	71	77	87	92	92	98

PRESA DA INCASSO DRITTA
STRAIGHT PANEL SOCKET

IP67

- Serie 11
  Series 11
- Flangia 100x100 mm
  Flange 100x100 mm

A	P	110 V 50-60 Hz	230 V 50-60 Hz	400 V 50-60 Hz	500 V 50-60 Hz	
63	3	1359	**1363**			5
63	4	1360	1364	**1368**	1373	5
63	5			**1369**	1374	5



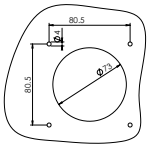

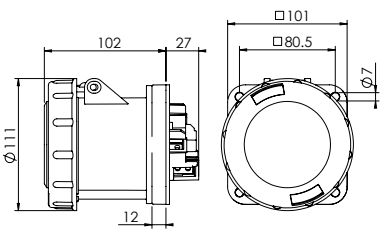

Questo articolo è fornito standard senza il contatto pilota. Per richiederlo è necessario aggiungere una "P" finale al codice.
Standardly this item is not provided with pilot pin. In case you need it, just add a "P" at the end of the standard code.

Per dettagli sul prodotto, i poli e la tensione vedere pag.17 . Per le "h" vedere pag.11
For futher details on products, poles and voltage go to page 17. For info on "h" go to page 11.

PRESA DA INCASSO DRITTA
STRAIGHT PANEL SOCKET
IP67

- Serie 11
  Series 11
- Flangia 75x75 mm
  Flange 75x75 mm

A	P	110 V 50-60 Hz	230 V 50-60 Hz	400 V 50-60 Hz	500 V 50-60 Hz	
125	3	1379	**1377**			2
125	4	1378	1380	**1375**	1381	2
125	5			**1376**	1382	2



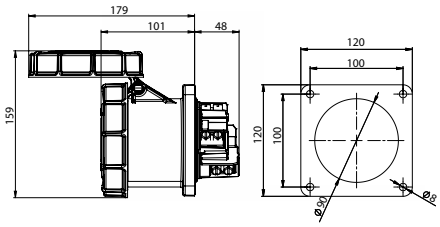

Questo articolo è fornito standard senza il contatto pilota. Per richiederlo è necessario aggiungere una "P" finale al codice.
Standardly this item is not provided with pilot pin. In case you need it, just add a "P" at the end of the standard code.

PRESA DA INCASSO DRITTA
STRAIGHT PANEL SOCKET
IP44

- Serie 11
  Series 11
- Flangia 55x55 mm
  Flange 55x55 mm

A	P	110 V 50-60 Hz	230 V 50-60 Hz	400 V 50-60 Hz	500 V 50-60 Hz	
16	3	1301S	**1302S**			10/150
16	4	1303S	1304S	**1305S**	1306S	10/150



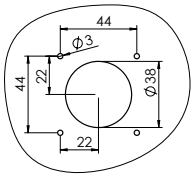

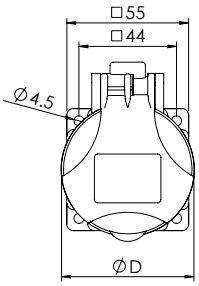

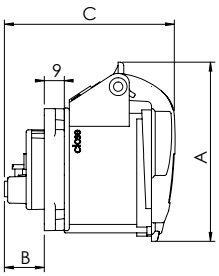

Amp	16A	
Poles	3	4
A	81	87
B	18	18
C	76	78
D	60	68

PRESA DA INCASSO DRITTA
STRAIGHT PANEL SOCKET
IP67

- Serie 11
  Series 11
- Flangia 55x55 mm
  Flange 55x55 mm

A	P	110 V 50-60 Hz	230 V 50-60 Hz	400 V 50-60 Hz	500 V 50-60 Hz	
16	3	1351S	**1352S**			10/150
16	4	1353S	1354S	**1355S**	1356S	10/150



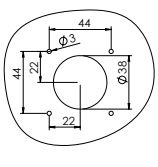

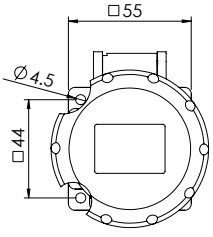

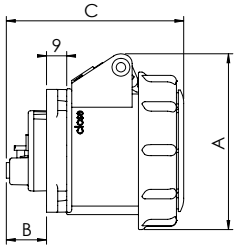

Amp	16A	
Poles	3	4
A	79	86
B	18	18
C	80	79
D	60	68

Per dettagli sul prodotto, i poli e la tensione vedere pag.17 . Per le "h" vedere pag.11
For futher details on products, poles and voltage go to page 17. For info on "h" go to page 11.

CE

PRESA DA PARETE COMPACT
WALL SOCKET COMPACT VERSION

IP44





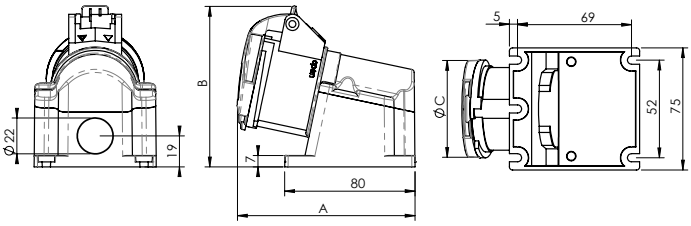

Amp	16A	
Poles	3	4
A	108	109
B	110	112
C	60	68

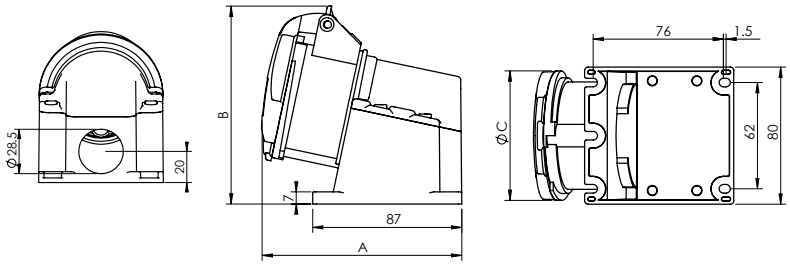

Amp	16A	32A		
Poles	5	3	4	5
A	117	127	127	130
B	116	118	118	121
C	76	81	81	89

Facili da aprire e chiudere
Easy opening and closure

Facili da cablare e montare
Easy wiring and mounting

Più compatte
More compact

NEW **Nuovo design**
New design

A	P	110 V 50-60 Hz	230 V 50-60 Hz	400 V 50-60 Hz	500 V 50-60 Hz	
16	3	2531	**2532**			10
16	4	2533	2534	**2535**	2536	10
16	5			**2545**	2550	6
32	3	2537	**2541**			6
32	4	2538	2542	**2546**		6
32	5			**2547**		6

Due dimensioni:
1) 16A (3 e 4 poli)
2) 16A (5 poli) 32A (3,4,5 poli)

Two sizes:
1)16A (3 e 4 poles)
2) 16A (5 poles) / 32A (3,4,5 poles)

ROSI Energy for You

PRESA DA PARETE
WALL SOCKET
IP44

• Serie 11
Series 11



A	P	110 V 50-60 Hz	230 V 50-60 Hz	400 V 50-60 Hz	500 V 50-60 Hz	
16	3	2501	**2502**			3/45
16	4	2503	2504	**2505**	2506	3/45
16	5			**2515**	2520	3/45
32	3	2507	**2511**			2/30
32	4	2508	2512	**2516**	2521	2/30
32	5			**2517**	2522	2/30

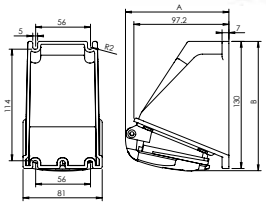

Amp	16A		
Poles	3	4	5
A	97.2	97.2	106
B	132	133	132

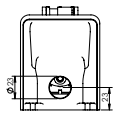

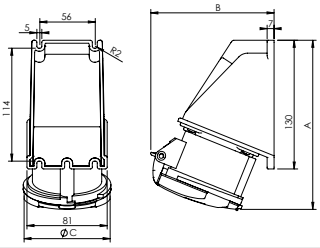

Amp	16A		
Poles	3	4	5
A	122	133	171
B	121	122	125
C	81	81	89

PRESA DA PARETE
WALL SOCKET
IP67

• Serie 11
Series 11



A	P	110 V 50-60 Hz	230 V 50-60 Hz	400 V 50-60 Hz	500 V 50-60 Hz	
16	3	2551	**2552**			3/45
16	4	2553	2554	**2555**	2556	3/45
16	5			**2565**	2570	3/45
32	3	2557	**2561**			2/30
32	4	2558	2562	**2566**	2571	2/30
32	5			**2567**	2572	2/30

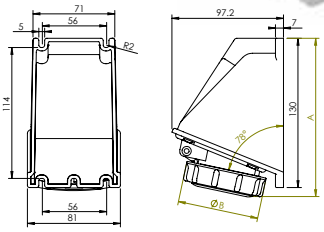

Amp	16A		
Poles	3	4	5
A	138	138	140
B	71	77	87

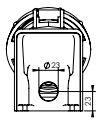

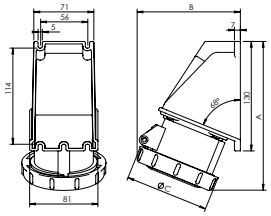

Amp	32A		
Poles	3	4	5
A	175	175	177
B	121	121	123
C	92	92	98

PRESA DA PARETE
WALL SOCKET
IP67

• Serie 11
Series 11

A	P	110 V 50-60 Hz	230 V 50-60 Hz	400 V 50-60 Hz	500 V 50-60 Hz	
63	3	1259	**1263**			3
63	4	1260	1264	**1268**	1273	3
63	5			**1269**	1274	3



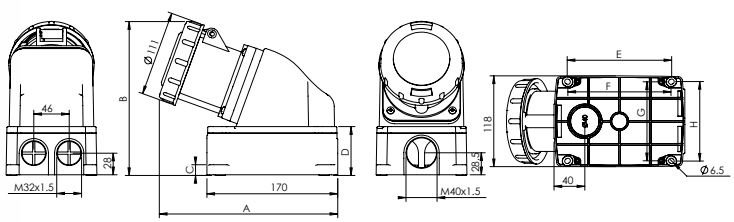

Amp	63A		
Poles	3	4	5
A	232	232	232
B	200	200	200
C	14	14	14
D	63.5	63.5	63.5
E	136	136	136
F	134	134	134
G	102.5	102.5	102.5
H	103.5	103.5	103.5

Questo articolo è fornito standard senza il contatto pilota. Per richiederlo è necessario aggiungere una "P" finale al codice.
Standardly this item is not provided with pilot pin. In case you need it, just add a "P" at the end of the standard code.

Per dettagli sul prodotto, i poli e la tensione vedere pag.17 . Per le "h" vedere pag.11
For futher details on products, poles and voltage go to page 17. For info on "h" go to page 11.

PRESA DA PARETE
WALL SOCKET
IP67

• Serie 11
Series 11



A	P	110 V 50-60 Hz	230 V 50-60 Hz	400 V 50-60 Hz	500 V 50-60 Hz	
125	3	1279	**1278**			1
125	4	1280	1281	**1277**	1282	1
125	5			**1276**	1283	1

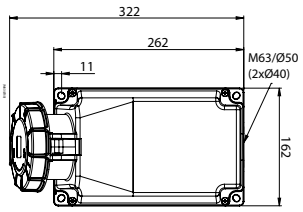

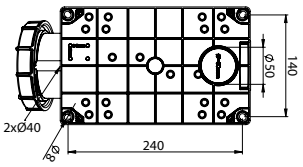

height (H) = 205
=15°

Questo articolo è fornito standard senza il contatto pilota. Per richiederlo è necessario aggiungere una "P" finale al codice.
Standardly this item is not provided with pilot pin. In case you need it, just add a "P" at the end of the standard code.

PRESA DA PARETE INCLINATA
SLOPING WALL SOCKET

IP44

- Serie 11
  Series 11



A	P	110 V 50-60 Hz	230 V 50-60 Hz	400 V 50-60 Hz	500 V 50-60 Hz	
16	3	11.1401	**11.1402**			3/45
16	4	11.1403	11.1404	**11.1405**	11.1406	3/45
16	5			**11.1415**	11.1420	3/45
32	3	11.1407	**11.1411**			3/45
32	4	11.1408	11.1412	**11.1416**	11.1421	3/45
32	5			**11.1417**	11.1422	3/45

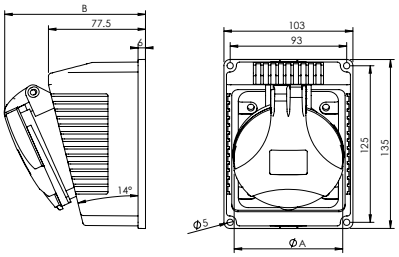

Amp	16A			32A		
Poles	3	4	5	3	4	5
A	60	68	76	81	81	89
B	103	104	105	113	113	115

PRESA DA PARETE INCLINATA
SLOPING WALL SOCKET

IP67

- Serie 11
  Series 11



A	P	110 V 50-60 Hz	230 V 50-60 Hz	400 V 50-60 Hz	500 V 50-60 Hz	
16	3	11.1451	**11.1452**			3/45
16	4	11.1453	11.1454	**11.1455**	11.1456	3/45
16	5			**11.1465**	11.1470	3/45
32	3	11.1457	**11.1461**			3/45
32	4	11.1458	11.1462	**11.1466**	11.1471	3/45
32	5			**11.1467**	11.1472	3/45

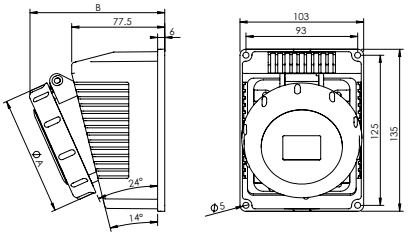

Amp	16A			32A		
Poles	3	4	5	3	4	5
A	71	77	87	92	92	98
B	100	100	106	112	112	112

PRESA DA PARETE "DUO"
"DUO" WALL SOCKET

IP44

- Serie 11
  Series 11
- Presa Schuko completa di cavi interni
  Schuko socket complete with internal cables



A	P	110 V 50-60 Hz	230 V 50-60 Hz	400 V 50-60 Hz	500 V 50-60 Hz	
16	3		**2502-SCH**			3/45
16	4			**2505-SCH**		3/45
16	5			**2515-SCH**		3/45
32	3		**2511-SCH**			2/30
32	4			**2516-SCH**		2/30
32	5			**2517-SCH**		2/30

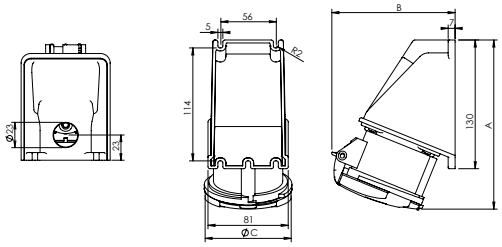

Amp	16A		
Poles	3	4	5
A	122	133	171
B	121	122	125
C	81	81	89

Per altre configurazioni, contattare il produttore.
Should you need different configurations, please ask the manufacturer.

Per dettagli sul prodotto, i poli e la tensione vedere pag.17 . Per le "h" vedere pag.11
For futher details on products, poles and voltage go to page 17. For info on "h" go to page 11.

PRESA DA PARETE "DUO +"
"DUO +" WALL SOCKET

IP44



REF.	PRESA SOCKET 230 V	PRESA SOCKET 400 V	SCHUKO	
2515-SCH2		16A 5P (1x)	2x	2/30

• 2515-SCH2
Prese:
Sockets:
Ind. 16A 5P 230-400V IP44 (1x)
Schuko 16A 2P+T 250V IP54 (2x)

Per altre configurazioni, contattare il produttore.
Should you need different configurations, please ask the manufacturer.

SCATOLA CON PRESE E INTERRUTTORE 4P
BOX WITH SOCKETS AND 4P SWITCH

IP44



REF.	PRESA SOCKET 230 V	PRESA SOCKET 400 V	SCHUKO	
19.3414R6-SCH		16A 5P (1x)	2x	1/10

• 19.3414R6-SCH
Prese:
Sockets:
Ind. 16A 5P 230-400V IP54 (1x)
Schuko 16A 2P+T 250V IP54 (2x)

Per altre configurazioni, contattare il produttore.
Should you need different configurations, please ask the manufacturer.

SCATOLA CON PRESE
BOX WITH SOCKETS

IP44

• Prese:
Sockets:
Ind. Schuko 16A 2P+T 250V IP54 (2x)
Ind. 16A 3P+N+T 380V IP44 (1x)



REF.	P	PRESA SOCKET 230 V	PRESA SOCKET 400 V	SCHUKO	
RS6418	3	16A (1x)		2	1/10
RS6417	5		16A (1x)	2	1/10
RS6419	5		32A (1x)	2	1/10

• Prese:
Sockets:
Ind. Schuko 16A 2P+T 250V IP54 (4x)
Ind. 16A 3P+N+T 380V IP44 (1x)
Ind. 32A 3P+N+T 380V IP44 (1x)



REF.	P	PRESA SOCKET 230 V	PRESA SOCKET 400 V	SCHUKO	
RS6420	5		16A (2x)	4	1/10
RS6421	5		16A (1x) 32A (1x)	4	1/10

Per altre configurazioni, contattare il produttore.
Should you need different configurations, please ask the manufacturer.

Per dettagli sul prodotto, i poli e la tensione vedere pag.17 . Per le "h" vedere pag.11
For futher details on products, poles and voltage go to page 17. For info on "h" go to page 11.

PRESA SCHUKO DA INCASSO
PANEL SHUKO SOCKET

IP54

- 16A 2P+TTL 250V
- Colore standard: Blu
  Standard Colour: Blue
- Standard: connessione laterale
  Standard: side connection





REF.	CONNESSIONE CONNECTION	PROTEZIONE BAMBINI CHILDREN PROTECTION	
83111 ●	 Laterale Side	✓	25/200
83112 ●			
83113 ●			
83114 ○			
83121 ●	 Frontale Rear	✓	25/200
83122 ●			
83123 ●			
83124 ○			

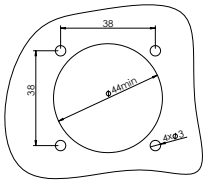

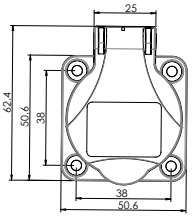

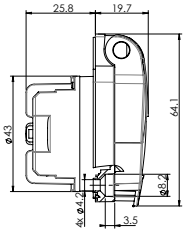

Colori disponibili (per ordini superiori ai 1000 pz):
Also available in (minimum order quantity 1000 pz): ● ● ○

PRESA FRANCESE DA INCASSO
PANEL FRENCH SOCKET

IP54

- 16A 2P+TTL 250V
- Colore standard: Blu
  Standard Colour: Blue
- Standard: connessione laterale
  Standard: side connection





REF.	CONNESSIONE CONNECTION	PROTEZIONE BAMBINI CHILDREN PROTECTION	
82111 ●	 Laterale Side	✓	25/200
82112 ●			
82113 ●			
82114 ○			
82121 ●	 Frontale Rear	✓	25/200
82122 ●			
82123 ●			
82124 ○			

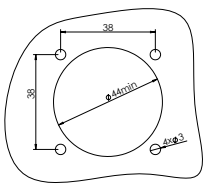

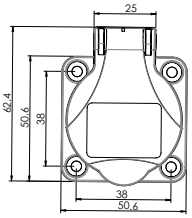

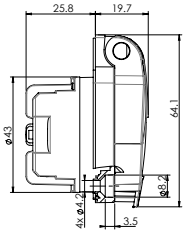

Colori disponibili (per ordini superiori ai 1000 pz):
Also available in (minimum order quantity 1000 pz): ● ● ○

PRESA SCHUKO DA INCASSO
PANEL SHUKO SOCKET

IP54

- 16A 2P+TTL 250V
- Doppia connessione
  Double connection
- Colore standard: Blu
  Standard Colour: Blue
- Standard: connessione laterale
  Standard: side connection





REF.	CONNESSIONE CONNECTION	PROTEZIONE BAMBINI CHILDREN PROTECTION	
83141 ● 83142 ● 83143 ● 83144 ○	 Doppia Laterale Double Side	✓	25/200
83131 ● 83132 ● 83133 ● 83134 ○	 Doppia Frontale Double Rear	✓	25/200

Doppia connessione Double connection

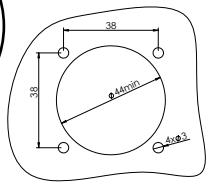

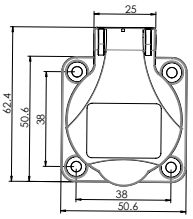

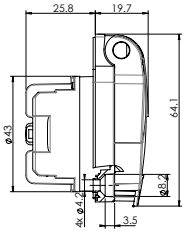

Colori disponibili (per ordini superiori ai 1000 pz):
Also available in (minimum order quantity 1000 pz): ● ● ○

PRESA FRANCESE DA INCASSO
PANEL FRENCH SOCKET

IP54

- 16A 2P+TTL 250V
- Doppia connessione
  Double connection
- Colore standard: Blu
  Standard Colour: Blue
- Standard: connessione laterale
  Standard: side connection





REF.	CONNESSIONE CONNECTION	PROTEZIONE BAMBINI CHILDREN PROTECTION	
82141 ● 82142 ● 82143 ● 82144 ○	 Doppia Laterale Double Side	✓	25/200
82131 ● 82132 ● 82133 ● 82134 ○	 Doppia Frontale Double Rear	✓	25/200

Doppia connessione Double connection

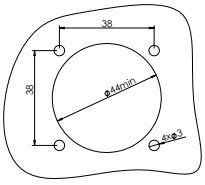

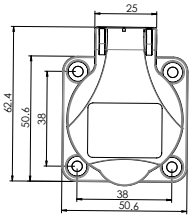

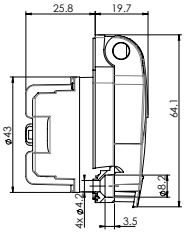

Colori disponibili (ordini superiori ai 1000 pz):
Also Available in (minimum order quantity 1000 pz): ● ● ○

SPINA IN GOMMA
RUBBER PLUG
IP44



REF.	P	A	V		
RS1144	2P+TTL	16	250	●	30

PRESA IN GOMMA
RUBBER SOCKET



IP20 RS257 IP44 RS256

P	A	V		
2P+TTL	16	250	●	20

PRESA IN GOMMA
RUBBER SOCKET
IP20



REF.	P	A	V		
RS2107	2P+TTL	16	250	●	20

SPINA IN GOMMA
RUBBER PLUG
IP44



REF.	P	A	V		
RS1107	2P+TTL	16	250	●	1/10

PRESA IN GOMMA
RUBBER SOCKET
IP44



REF.	P	A	V		
RS2108	2P+TTL	16	250	●	10/60

PRESA IN GOMMA
RUBBER SOCKET
IP44



REF.	P	A	V		
RS2109	2P+TTL	16	250	●	10/60

PRESA A INCASSO
PANEL SOCKET
IP54



REF.	P	A	V		
RSZ134E	3	13	250	●	1/10

SCATOLA PER PRESA SCHUKO
BOX FOR SCHUKO SOCKET



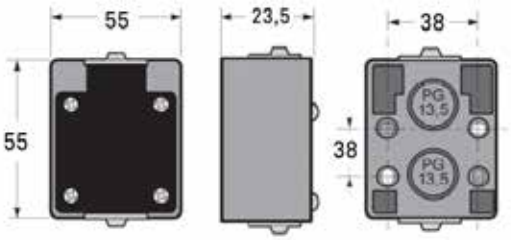

REF. RS13955

MOLTIPLICATORE IN GOMMA
RUBBER MULTIPLIER — IP44



REF.	PRESE SOCKETS	
1430	Schuko 16A 2P+T 250V (3x)	4
1429	Presa francese 16A 2P+T 250V (3x) French socket 16A 2P+T 250V (3x)	4

SPINA MOBILE
MOBILE PLUG — IP67

- Spina mobile Schuko con doppio contatto di terra
  Mobile plug with double earth contact



REF.	P	A		
RS23960	2P+TTL	16	12/72	

PRESA DA INCASSO
PANEL SOCKET — IP67

- Flangia 55x55
  Flange 55x55



REF.	P	A		
RS13960	2P+TTL	16	30/180	

PRESA DA INCASSO
PANEL SOCKET — IP67

- Flangia 55x55
  Flange 55x55



REF.	P	A		
RS13960-F	2P+TTL	16	30/180	

PRESA MOBILE
MOBILE SOCKET — IP67



REF.	P	A		
RS24960	3	16	12/72	

PRESA MOBILE
MOBILE SOCKET — IP67



REF.	P	A		
RS24961	2P+TTL	16	12/72	

power Shell

IP67

PRODOTTO BREVETTATO
PATENTED



PRESA SCHUKO
SCHUKO SOCKET

PROTEZIONE MECCANICA
con fermacavo antistrappo
MECHANICAL PROTECTION
to prevent accidental
unplugging

Made in Italy

Design and Quality ROSI

UN NUOVO CONCETTO DI PRESA SCHUKO

A NEW CONCEPT OF SCHUKO SOCKET

	IT	FR	D
REF.	1823	1825	1824
PRESA SOCKET			
	10	10	10

Per un uso a lunga durata, si raccomanda di utilizzare le due viti in dotazione.

For long duration usages, it is recommended that the two internal screws are used.







UTILIZZO
APPLICATION



Piscina
Swimming pool



Illuminarie
Outdoor lighting



Campeggio
Camping



Building site



Elettroutensili
Powertools



Bricolage
Do-it-yourself



Giardino
Garden



Zone di attracco
Docking areas



Eventi e palcoscenico
Stages and events



Pompe sommerse
Submersible pumps



ADATTATORE E PROLUNGA
ADAPTOR AND EXTENSION CABLE



REF.	Presa Socket	Cavo Cable	M	Spina Plug	
1826	Schuko biv. 10/16A 2P+T 250V	3G2,5 - H07RN-F	0,3	IND 3P 16A IP67	1/10
1828	Presa francese French Socket 2P+T 250V	3G2,5 - H07RN-F	0,3	IND 3P 16A IP67	1/10
1829	Schuko 16A 2P+T 250V	3G2,5 - H07RN-F	0,3	IND 3P 16A IP67	1/10



REF.	Presa Socket	Cavo Cable	M	Spina Plug	
ER52154R	Schuko biv. 10/16A 2P+T 250V	3G1.5 - H05VV-F	15	Schuko 16A 2P+T 250V	1
ER52254R	Schuko biv. 10/16A 2P+T 250V	3G1.5 - H05VV-F	25	Schuko 16A 2P+T 250V	1
ER53154R	Presa francese French Socket 2P+T 250V	3G1.5 - H05VV-F	15	Schuko 16A 2P+T 250V	1
ER53254R	Presa francese French Socket 2P+T 250V	3G1.5 - H05VV-F	25	Schuko 16A 2P+T 250V	1
ER54154R	Schuko 16A 2P+T 250V	3G1.5 - H05VV-F	15	Schuko 16A 2P+T 250V	1
ER54254R	Schuko 16A 2P+T 250V	3G1.5 - H05VV-F	25	Schuko 16A 2P+T 250V	1

• Per lunghezze o configurazioni personalizzate chiedere informazioni al produttore.
For specific lenghts or configurations, please ask the manufacturer.

SPINA MOBILE
PLUG
IP44

• Serie 10
Series 10



A	P	24 V 50-60 Hz	24 V 100-200 Hz	42V 401-500Hz	42V 50-60Hz	
16	2	**9211**	9115	9117	9113	10/150
16	3	9112	9116	9118	9114	10/150
32	2	9119	9123	9125	9121	10/150
32	3	9120	9124	9126	9122	10/150

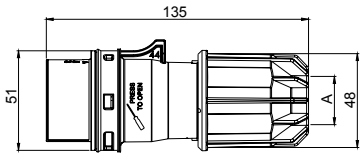

A= 9,5-24Ømm

SPINA MOBILE
PLUG
IP67

• Serie 10
Series 10



A	P	24 V 50-60 Hz	24 V 100-200 Hz	42V 401-500Hz	42V 50-60Hz	
16	2	**9171**	9175	9177	9173	10/150
16	3	9172	9176	9178	9174	10/150
32	2	9179	9183	9185	9181	10/150
32	3	9180	9184	9186	9182	10/150

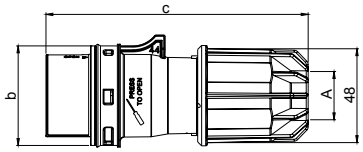

A= 9,5-24Ømm

Amp	16A			32A		
Poles	2	3	4	2	3	4
B	79	87		93	100	
C	124	131		146	152	

PRESA MOBILE
SOCKET
IP44

• Serie 11
Series 11



A	P	24 V 50-60 Hz	24 V 100-200 Hz	42V 401-500Hz	42V 50-60Hz	
16	2	**9011**	9015	9017	9013	10/150
16	3	9012	9016	9018	9014	10/150
32	2	9019	9023	9025	9021	10/150
32	3	9020	9024	9026	9022	10/150

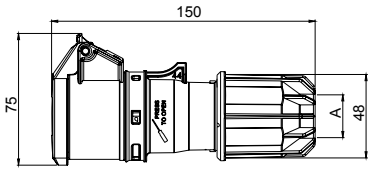

A= 9,5-24Ømm

PRESA MOBILE
SOCKET
IP67

• Serie 11
Series 11



A	P	24 V 50-60 Hz	24 V 100-200 Hz	42V 401-500Hz	42V 50-60Hz	
16	2	**9071**	9075	9077	9073	10/150
16	3	9072	9076	9078	9074	10/150
32	2	9079	9083	9085	9081	10/150
32	3	9080	9084	9086	9082	10/150

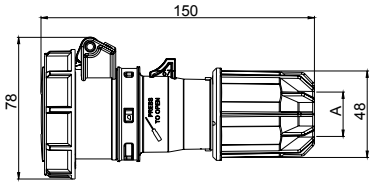

A= 9,5-24Ømm

Per dettagli sul prodotto, i poli e la tensione vedere pag.17 . Per le "h" vedere pag.11
For futher details on products, poles and voltage go to page 17. For info on "h" go to page 11.

PRESA DA INCASSO IP44
PANEL SOCKET

- Serie 11
  Series 11



A	P	24 V 50-60 Hz	24 V 100-200 Hz	42V 401-500Hz	42V 50-60Hz	
16	2	6026Q	6030Q	6032Q	6028Q	10/150
16	3	6027Q	6031Q	6033Q	6029Q	10/150
32	2	6034Q	6038Q	6040Q	6036Q	10/150
32	3	6035Q	6039Q	6041Q	6037Q	10/150

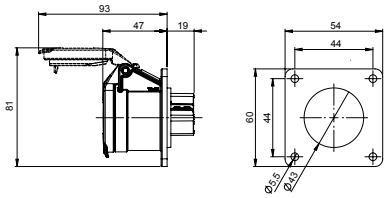

PRESA DA INCASSO IP67
PANEL SOCKET

- Serie 11
  Series 11



A	P	24 V 50-60 Hz	24 V 100-200 Hz	42V 401-500Hz	42V 50-60Hz	
16	2	7026Q	7030Q	7032Q	7028Q	10/150
16	3	7027Q	7031Q	7033Q	7029Q	10/150
32	2	7034Q	7038Q	7040Q	7036Q	10/150
32	3	7035Q	7039Q	7041Q	7037Q	10/150

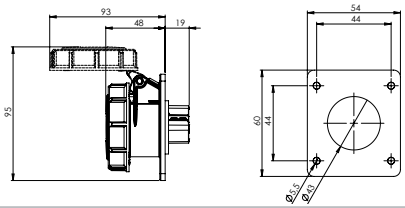

TRASFORMATORE PORTATLE 220/24V
PORTABLE TRANSFORMER 220/24V

- Transformatore di isolamento e sicurezza. Cassetta in materiale termoplastico di colore grigio resistente agli urti ed atmosfere altamente inquinate. Protezioni a fusibile sia in ingresso che in uscita.
  Isolation and safety transformer. Box in thermoplastic, colour grey, collision and pollution resistant. Fuse protection both in entrance and in exit.



REF.	POTENZA POWER	TRASFORMATORE TRANSFORMER	PRESE SOCKETS	
M24V	150VA	220/24V	2	1

CATENARIO DI LAMPADE PER PONTEGGI
LAMPS SET FOR SCAFFOLDING

- Calotta rossa in policarbonato
  Red polycarboned housing
- Cavo H07RN-F
  H07RN-F cable
- Aggancio in nylon per tubi "innocenti"
  Nylon joint for scaffolding pipes
- Potenza per ogni lampada 2,30W
  Each lamp is 2,30W

REF.	LAMPADA LAMP	SPINA / PRESA PLUG / SOCKET	
RSMPL08T	8 lampade LED distanti 2,5m per 14,5m di ponteggio	trasformatore incorporato e spina 24V	1
RSMPL006	6 lampade LED distanti 4 m per 21m di ponteggio	spina 2P 16A 24V e presa passante	1



SPINA MOBILE / PLUG — IP44

REF.	V	DESCRIZIONE / DESCRIPTION		
9213N	230 V 50-60 Hz	Spina mobile industriale 16A 3P IP44 Industrial plug 16A 3P IP44	●	10/150
9413N	230 V 50-60 Hz	Spina mobile industriale 32A 3P IP44 Industrial plug 32A 3P IP44	●	10/150



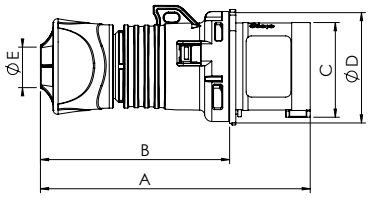

Amp	16A			32A		
Poles	3	4	5	3	4	5
A	140	140	140	161	161	161
B	106	106	106	122.5	122.5	122.5
C	46.5	53.5	60.5	62.5	62.5	69.5
D	56	60.5	68	72	72	69
E	6-15	6-15	8-16	11.5-20	11.5-20	11.5-22

PRESA MOBILE / SOCKET — IP44

REF.	V	DESCRIZIONE / DESCRIPTION		
9223N	230 V 50-60 Hz	Presa mobile industriale 16A 3P IP44 Industrial socket 16A 3P IP44	●	10/150
9523N	230 V 50-60 Hz	Presa mobile industriale 32A 3P IP44 Industrial socket 32A 3P IP44	●	10/150



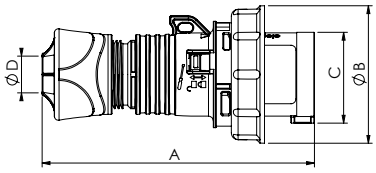

Amp	16A			32A		
Poles	3	4	5	3	4	5
A	140	140	140	161	161	161
B	71	77	87	92	92	98
C	46.5	53.5	60.5	62.5	62.5	69.5
D	6-15	6-15	8-16	11.5-20	11.5-20	11.5-22

PRESA DA INCASSO / PANEL SOCKET — IP44

- Flangia 55x55
  Flange 55x55

REF.	V	DESCRIZIONE / DESCRIPTION		
1302SN	230 V 50-60 Hz	Presa industriale da incasso dritta 16A 3P Straight panel socket 16A 3P	●	10/150



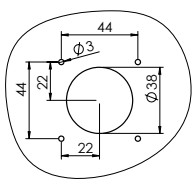

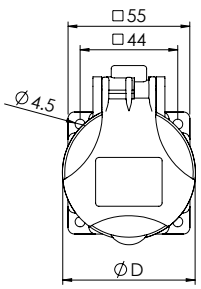

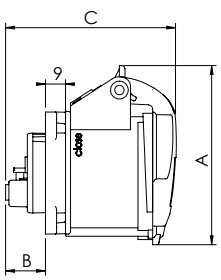

Amp	16A	
Poles	3	4
A	81	87
B	18	18
C	76	78
D	60	68

Per dettagli sul prodotto, i poli e la tensione vedere pag.17 . Per le “h” vedere pag.11
For futher details on products, poles and voltage go to page 17. For info on “h” go to page 11.

PRESA SCHUKO DA INCASSO
PANEL SCHUKO SOCKET

IP54

REF.	V	DESCRIZIONE DESCRIPTION		
83112	250 V 50-60 Hz	Presa schuko da incasso 16A 3P Panel schuko socket 16A 3P	●	10/150



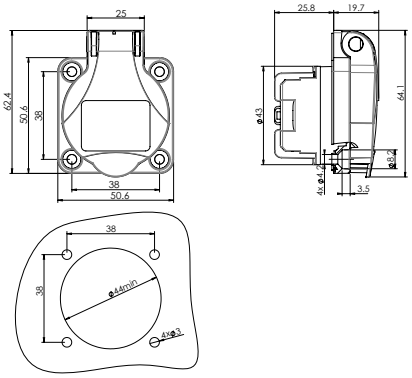

MOLTIPLICATORE
MULTIPLIER

IP44

- Moltiplicatore a 2 prese
  Multiplier with 2 sockets

REF.	V	SPINA SPLUG	PRESA SOCKET	CAVO CABLE		
BIPLA16	230 V 50-60 Hz	IND 16A 3P IP44	IND 16A 3P IP44 (2x)	0,33m per parte 0,33 for each socket	●	1/10
BIPLA32	230 V 50-60 Hz	IND 32A 3P IP44	IND 32A 3P IP44 (2x)	0,33m per parte 0,33 for each socket	●	1/10



MULTIPRESA
MULTI-SOCKET

IP44

- Materiale: alluminio
  Material: alluminium

REF.	V	SPINA SPLUG	PRESA A INCASSO PANEL SOCKET	CAVO CABLE		
M52	230 V 50-60 Hz	IND 16A 3P IP44	IND 16A 3P IP44 (5x)	H07RN-F	●	1/10
M323	230 V 50-60 Hz	IND 32A 3P IP44	IND 32A 3P IP44 (3x)	H07RN-F	●	1/10



SPINA DA INCASSO
PANEL PLUG
IP44



REF.	V	DESCRIZIONE DESCRIPTION		
LUNAB	230 V 50-60 Hz	Spina da incasso per caravan 16A 3P Panel plug for caravan 16A 3P	○	30/60
LUNAN	230 V 50-60 Hz	Spina da incasso per caravan 16A 3P Panel plug for caravan 16A 3P	●	30/60

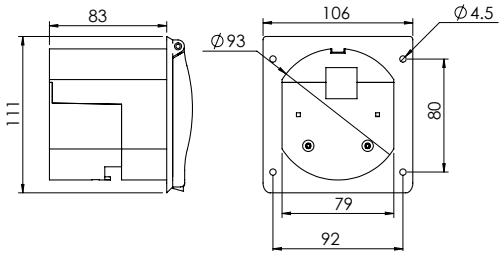

SPINA DA INCASSO
PANEL PLUG
IP44

- Basculante
  Tilting



REF.	V	DESCRIZIONE DESCRIPTION		
SPVANB	230 V 50-60 Hz	Spina da incasso per caravan 16A 3P Panel plug for caravan 16A 3P	○	30/70
SPVANN	230 V 50-60 Hz	Spina da incasso per caravan 16A 3P Panel plug for caravan 16A 3P	●	30/70

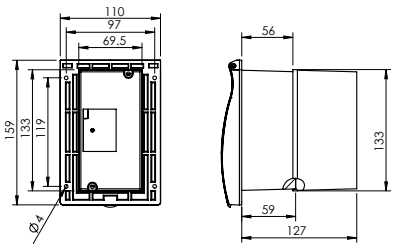

SPINA DA INCASSO
PANEL PLUG
IP44

- Basculante
  Tilting



REF.	V	DESCRIZIONE DESCRIPTION	PROTEZIONE PROTECTION		
SPVAN-MT	230 V 50-60 Hz	Spina da incasso per caravan 16A 3P Panel plug for caravan 16A 3P	Interruttore automatico magnetotermico 1P+N MCB 1P+N	○	15/30
SPVAN-MTD	230 V 50-60 Hz	Spina da incasso per caravan 16A 3P Panel plug for caravan 16A 3P	Interruttore automatico diff. 1P+N RCD 1P+N	●	15/30

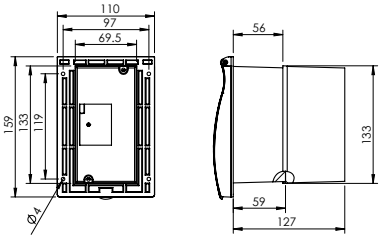

Per dettagli sul prodotto, i poli e la tensione vedere pag.17 . Per le "h" vedere pag.11
For futher details on products, poles and voltage go to page 17. For info on "h" go to page 11.

QUADRO PORTATILE
PORTABLE BOX

IP44

• Cavo: 2m
Cable: 2m

REF.	V	SPINA SPLUG	PRESA SOCKET	PROTEZIONE PROTECTION		
M22MTD	230 V 50-60 Hz	IND 16A 3P IP44	IND 16A 3P IP44 (2x)	Interruttore automatico magnetotermico 1P+N MCB 1P+N		1/10
M22MTDS	230 V 50-60 Hz	IND 32A 3P IP44	IND 32A 3P IP44 (2x)	Interruttore automatico diff. 1P+N RCD 1P+N		1/10



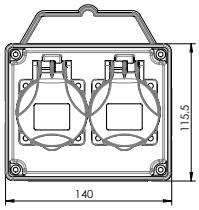

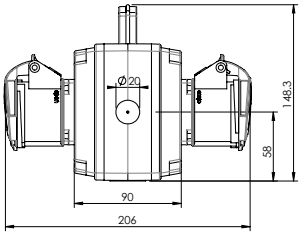

PRESA MOBILE
SOCKET

REF.	V	DESCRIZIONE DESCRIPTION		
RS321	230 V 50-60 Hz	Presa industriale 3P 16A a 90° con presa Schuko per caravan Industrial socket 3P 16A angled 90° with Schuko socket for caravan		10/150



SPINA MOBILE
PLUG

IP67

REF.	V	A	P	H	
8414-3H	380-415	32	4	3	4/60



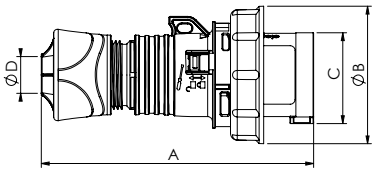

Amp	32A
Poles	4
A	161
B	92
C	62.5
D	11.5-20

PRESA MOBILE
SOCKET

IP67

REF.	V	A	P	H	
8524-3H	380-415	32	4	3	4/60



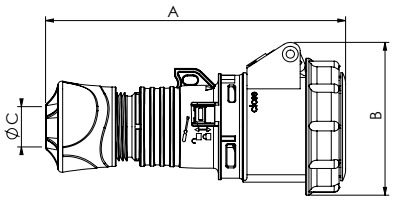

Amp	32A
Poles	4
A	168
B	99
C	11.5-20

PRESA DA PARETE
WALL SOCKET

IP67

REF.	V	A	P	H	
2568	380-415	32	4	3	2/30



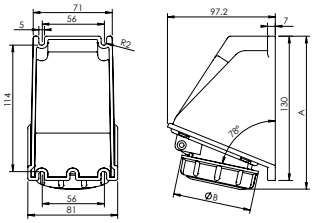

Amp	32A
Poles	4
A	175
B	121
C	92

PRESA DA INCASSO INCLINATA
SLOPING PANEL SOCKET

IP67

REF.	V	A	P	H	
7005Q-3H	380-415	32	4	3	5/75



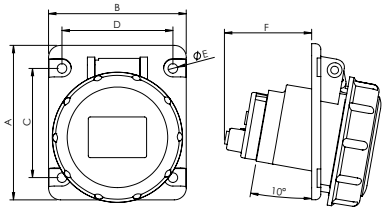

Amp	32A
Poles	4
A	95
B	80
C	70
D	60
E	5.5
F	54
G	92

Per dettagli sul prodotto, i poli e la tensione vedere pag.17 . Per le "h" vedere pag.11
For futher details on products, poles and voltage go to page 17. For info on "h" go to page 11.

PRESA DA INCASSO DRITTA
STRAIGHT PANEL SOCKET
IP67

- Flangia 75x75 mm
  Flange 75x75mm

REF.	V	A	P	H	
1366-3H	380-415	32	4	3	5/75



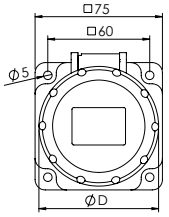

Amp	32A
Poles	4
A	99
B	26
C	94
D	92

MOLTIPLICATORE
MULTIPLIER
IP67

- 3 uscite
  3 ways

REF.	V	H	SPINA PLUG	PRESA SOCKET	
1566-3H	380-415	3	IND 32A 4P	IND 32A 4P (3x)	1



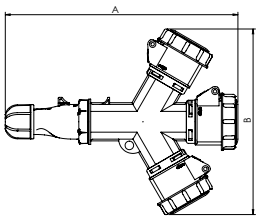

Amp	32A
Poles	4
A	347
B	284

PRESA INTERBLOCCATA
INTERLOCKED SOCKET
IP67

- Serie 14
  Series 14

REF.	V	A	P	H	DESCRIZIONE DESCRIPTION	
3332R3	380-415	32	4	3	Presa interbloccata con sezionatore Interlocked socket with switch	1/30



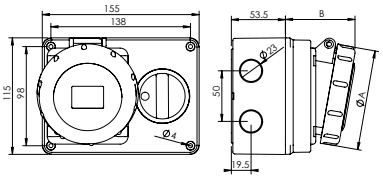

Amp	32A
Poles	4
A	92
B	69

PRESA INTERBLOCCATA
INTERLOCKED SOCKET
IP67

- Serie 19
  Series 19

REF.	V	A	P	H	DESCRIZIONE DESCRIPTION	
19.3332R3	380-415	32	4	3	Presa interbloccata con sezionatore Interlocked socket with switch	1/30



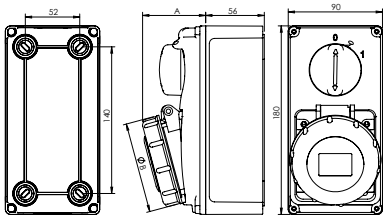

Amp	32A
Poles	4
A	62
B	92

Per dettagli sul prodotto, i poli e la tensione vedere pag.17 . Per le "h" vedere pag.11
For futher details on products, poles and voltage go to page 17. For info on "h" go to page 11.

PRESA INTERBLOCCATA
INTERLOCKED SOCKET

IP55

- Serie 15
  Series 15



REF.	V	H	A	P	DESCRIZIONE DESCRIPTION	
332R3D	380-415	3	32	4	Presa interbloccata con barra DIN Interlocked socket with DIN rail	1/15
332R3	380-415	3	32	4	Presa interbloccata con portafusibili Interlocked socket with fuse holder	1/15
332R3MT	380-415	3	32	4	Presa interbloccata con magnetotermico curva C Interlocked socket with MBC-Type C	1/15

PRESA INTERBLOCCATA
INTERLOCKED SOCKET

IP67

- Serie 16
  Series 16



REF.	V	H	A	P	DESCRIZIONE DESCRIPTION	
16.3332R3D	380-415	3	32	4	Presa interbloccata con barra DIN Interlocked socket with DIN rail	1/15
16.3332R3	380-415	3	32	4	Presa interbloccata con portafusibili Interlocked socket with fuse holder	1/15
16.3332R3MT	380-415	3	32	4	Presa interbloccata con magnetotermico curva C Interlocked socket with MBC-Type C	1/15

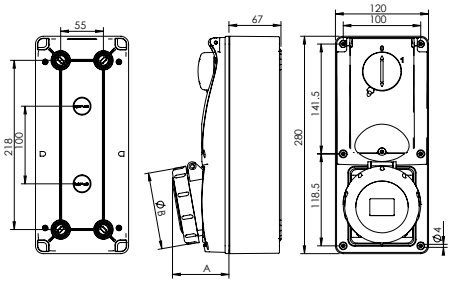

Amp	32A
Poles	4
A	73.5
B	92

Per dettagli sul prodotto, i poli e la tensione vedere pag.17 . Per le “h” vedere pag.11
For futher details on products, poles and voltage go to page 17. For info on “h” go to page 11.

SPINA MOBILE
PLUG

IP44

REF.	V	A	P	H	
9213-1H	220-240	16	3	1	10/150



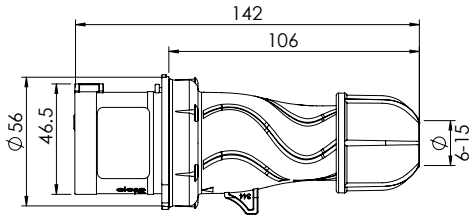

PRESA MOBILE
SOCKET

IP44

REF.	V	A	P	H	
9223-1H	220-240	16	3	1	10/150



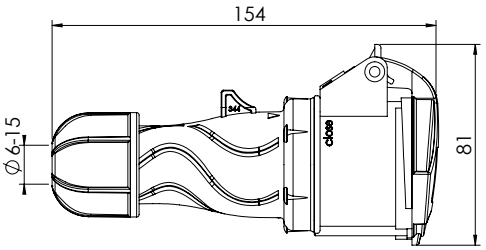

PRESA DA PARETE
WALL SOCKET

IP44

REF.	V	A	P	H	
2532-1H	220-240	16	3	1	10



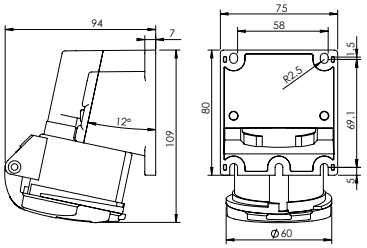

PRESA DA INCASSO INCLINATA
SLOPING PANEL SOCKET

IP44

REF.	V	A	P	H	
6001Q-1H	220-240	16	3	1	10/150



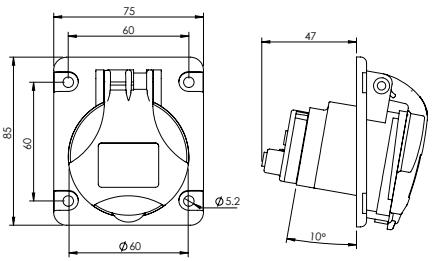

Per dettagli sul prodotto, i poli e la tensione vedere pag.17 . Per le "h" vedere pag.11
For futher details on products, poles and voltage go to page 17. For info on "h" go to page 11.


ART. 1402
Rosi
USI TEMPORANEI

MOLTIPLICATORI E ADATTATORI
MULTIPLIERS AND ADAPTORS



MOLTIPLICATORI
MULTIPLIERS

Moltiplicatori a 2 uscite **pag. 58**
2 ways multipliers pag. 58

Moltiplicatori a 3 uscite **pag. 59**
3 ways multipliers pag. 59

MOLTIPLICATORI ADATTATORI
ADAPTOR-MULTIPLIERS

Moltiplicatori adattatori a 2 uscite **pag. 61**
2 ways adaptor-multipliers pag. 61

Moltiplicatori adattatori a 3 uscite **pag. 62**
3 ways adaptor-multipliers pag. 62

ADATTATORI
ADAPTORS

Adattatori **pag. 64**
Adaptors pag. 64

Adattatori Trix-pro **pag. 67**
Adaptors Trix-pro pag. 67

Adattatori con Cavo **pag. 68**
Adaptors with cable pag. 68

Plug Shell - Brevettato **pag. 70**
Plug Shell - patented pag. 70

MOLTIPLICATORE SENZA CAVO
MULTIPLIER WITHOUT CABLE

IP44

- Serie 12
  Series 12
- 2 Uscite
  2 Ways
- Spina: 16A 50/60 Hz IP44
  Plug: 16A 50/60 Hz IP44

A	P	110 V 50-60 Hz	230 V 50-60 Hz	400 V 50-60 Hz	500 V 50-60 Hz	
16	3	1601	1602			4
16	4	1603	1604	1605	1606	4



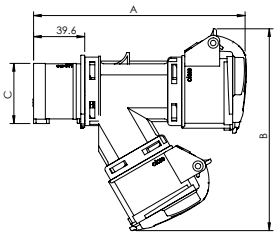

Amp	16A	
Poles	3	4
A	164	165
B	156	160
C	46.5	46.5

MOLTIPLICATORE SENZA CAVO
MULTIPLIER WITHOUT CABLE

IP67

- Serie 12
  Series 12
- 2 Uscite
  2 Ways
- Spina: 16A 50/60 Hz IP67
  Plug: 16A 50/60 Hz IP67

A	P	110 V 50-60 Hz	230 V 50-60 Hz	400 V 50-60 Hz	500 V 50-60 Hz	
16	3	1651	1652			4
16	4	1653	1654	1655	1656	4



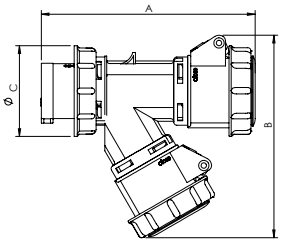

Amp	16A	
Poles	3	4
A	166	165
B	158	163
C	71	77

Per dettagli sul prodotto, i poli e la tensione vedere pag.17 . Per le "h" vedere pag.11
For futher details on products, poles and voltage go to page 17. For info on "h" go to page 11.

MOLTIPLICATORE SENZA CAVO
MULTIPLIER WITHOUT CABLE
IP44

- Serie 13
  Series 13
- 3 Uscite
  3 Ways
- Spina: 50/60 Hz IP44
  Plug: 50/60 Hz IP44



A	P	110 V 50-60 Hz	230 V 50-60 Hz	400 V 50-60 Hz	500 V 50-60 Hz	
16	3	1401	**1402**			3
16	4	1403	1404	1405		3
16	5	1409	1413	1415		3
32	3	1407	1411			4
32	4	1408	1412	1416		4
32	5	1410	1414	1417		4

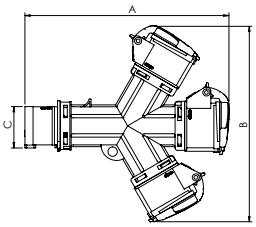

Amp	16A			32A		
Poles	3	4	5	3	4	5
A	229	230	266	287	287	287
B	220	224	256	277	277	281
C	46.5	53.5	60.5	62.5	62.5	69.5

MOLTIPLICATORE SENZA CAVO
MULTIPLIER WITHOUT CABLE
IP67

- Serie 13
  Series 13
- 3 Uscite
  3 Ways
- Spina: 50/60 Hz IP67
  Plug: 50/60 Hz IP67



A	P	110 V 50-60 Hz	230 V 50-60 Hz	400 V 50-60 Hz	500 V 50-60 Hz	
16	3	1451	**1452**			3
16	4	1453	1454	1455		3
16	5	1459	1463	1465		3
32	3	1457	1461			4
32	4	1458	1462	1466	1469	4
32	5	1460	1464	1467	1470	4

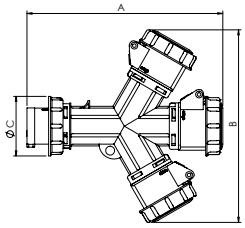

Amp	16A			32A		
Poles	3	4	5	3	4	5
A	231	230	268	286	286	286
B	228	234	266	284	284	288
C	71	77	87	92	92	98

Per dettagli sul prodotto, i poli e la tensione vedere pag.17 . Per le "h" vedere pag.11
For futher details on products, poles and voltage go to page 17. For info on "h" go to page 11.

MOLTIPLICATORE CON CAVO
MULTIPLIER WITH CABLE

IP44

- Serie 13
  Series 13
- 3 Uscite
  3 Ways
- 2m cavo flessibile
  2m flexible cable



A	P	110 V 50-60 Hz	230 V 50-60 Hz	400 V 50-60 Hz	500 V 50-60 Hz	
16	3	1501	1502			1
16	4	1503	1504	1505		1
16	5	1509	1513	1515		1
32	3	1507	1511			1
32	4	1508	1512	1516		1
32	5	1510	1514	1517		1

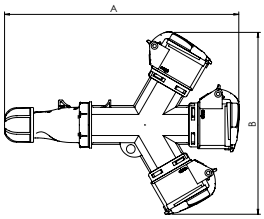

Amp	16A			32A		
Poles	3	4	5	3	4	5
A	283	284	336	342	342	342
B	220	224	256	277	277	281

MOLTIPLICATORE CON CAVO
MULTIPLIER WITH CABLE

IP67

- Serie 13
  Series 13
- 3 Uscite
  3 Ways
- 2m cavo flessibile
  2m flexible cable



A	P	110 V 50-60 Hz	230 V 50-60 Hz	400 V 50-60 Hz	500 V 50-60 Hz	
16	3	1551	1552ⓗ			1
16	4	1553	1554	1555	1556	1
16	5	1559	1563	1565	1568	1
32	3	1557	1561			1
32	4	1558	1562	1566	1569	1
32	5	1560	1564	1567	1570	1

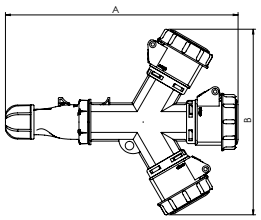

Amp	16A			32A		
Poles	3	4	5	3	4	5
A	286	285	338	347	347	347
B	228	234	266	284	284	288

Per dettagli sul prodotto, i poli e la tensione vedere pag.17 . Per le "h" vedere pag.11
For futher details on products, poles and voltage go to page 17. For info on "h" go to page 11.

MOLTIPLICATORE SENZA CAVO
MULTIPLIER WITHOUT CABLE
IP20

•Serie 12
Series 12
•2 Uscite
2 Ways



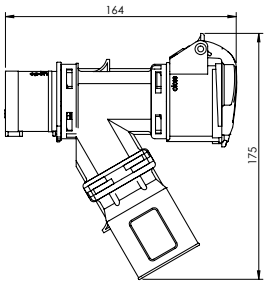

REF. 200/250 V	A	P	SPINA PLUG	PRESA SOCKET	
1801	16	3	16A 3P IP44 220V	- IND 3P 16A IP44 - BS 13A IP20	4
1802	16	3	16A 3P IP44 220V	- IND 3P 16A IP44 - Schuko biv. 16A IP20	4
1803	16	3	16A 3P IP44 220V	- IND 3P 16A IP44 - Schuko 16A IP20	4
1804	16	3	16A 3P IP44 220V	- IND 3P 16A IP44 - 2 ITA biv. 10/16A IP20	4

MOLTIPLICATORE SENZA CAVO
MULTIPLIER WITHOUT CABLE
IP44

•Serie 12
Series 12
•2 Uscite
2 Ways



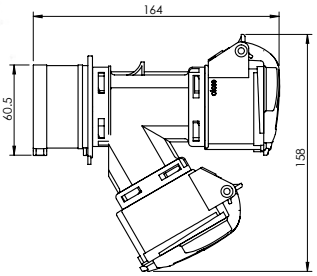

REF.	A	SPINA PLUG	PRESA SOCKET	
1994	16	IND 16A 5P 400V ●	- IND 4P 16A 400V ● - IND 3P 16A 230V ●	4
1995	16	IND 16A 5P 400V ●	- IND 3P 16A 230V ● - IND 3P 16A 230V ●	4
1996	16	IND 16A 5P I 400V ●	- IND 4P 16A 400V ● - IND 4P 16A 400V ●	4

MOLTIPLICATORE SENZA CAVO
MULTIPLIER WITHOUT CABLE
IP67

•Serie 12
Series 12
•2 Uscite
2 Ways



REF.	A	SPINA PLUG	PRESA SOCKET	
2000	16	16A 5P 400V	- IND 4P 16A 400V ● - IND 3P 16A 230V ●	4
2001	16	16A 5P 400V	- IND 3P 16A 230V ● - IND 3P 16A 230V ●	4
2002	16	16A 5P 400V	- IND 4P 16A 400V ● - IND 4P 16A 400V ●	4

Per dettagli sul prodotto, i poli e la tensione vedere pag.17 . Per le "h" vedere pag.11
For futher details on products, poles and voltage go to page 17. For info on "h" go to page 11.

MOLTIPLICATORE SENZA CAVO
MULTIPLIER WITHOUT CABLE

IP20

•Serie 13
Series 13
•3 Uscite
3 Ways



REF. 200/250 V	A	P	SPINA PLUG	PRESA SOCKET	
1841	16	3	16A 3P 220V	- IND 3P 16A - IND 3P 16A - BS 13A	4
1842	16	3	16A 3P 220V	- IND 3P 16A - IND 3P 16A - SCHUKO BIV. 16A	4
1843	16	3	16A 3P 220V	- IND 3P 16A - IND 3P 16A - SCHUKO 16A	4
1844	16	3	16A 3P 220V	- IND 3P 16A - IND 3P 16A - BIV. 10/16A (2x)	4

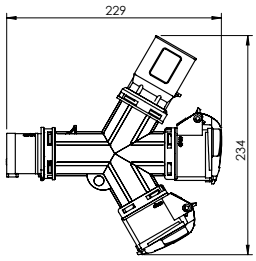

MOLTIPLICATORE SENZA CAVO
MULTIPLIER WITHOUT CABLE

IP44

•Serie 13
Series 13
•3 Uscite
3 Ways



REF.	A	SPINA PLUG	PRESA SOCKET	
1857	16	IND 16A 5P 400V ●	- IND 4P 16A 400V ● - IND 3P 16A 230V ● - IND 3P 16A 230V ●	2
1858	16	IND 16A 5P 400V ●	- IND 3P 16A 230V ● - IND 3P 16A 230V ● - IND 3P 16A 230V ●	2
1859	16	IND 16A 5P 400V ●	- IND 4P 16A 400V ● - IND 4P 16A 400V ● - IND 4P 16A 400V ●	2
1860	16	IND 16A 5P 400V ●	- IND 4P 16A 400V ● - IND 4P 16A 400V ● - IND 3P 16A 230V ●	2

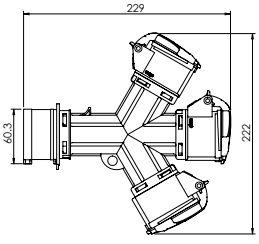

Per dettagli sul prodotto, i poli e la tensione vedere pag.17 . Per le "h" vedere pag.11
For futher details on products, poles and voltage go to page 17. For info on "h" go to page 11.

MOLTIPLICATORI-ADATTATORI - 3 USCITE
MULTIPLIERS-ADAPTORS - 3 WAYS

MOLTIPLICATORE SENZA CAVO
MULTIPLIER WITHOUT CABLE
IP67

•Serie 13
Series 13
• 3 Uscite
3 Ways



REF.	A	SPINA PLUG	PRESA SOCKET	
1849	16	IND 16A 5P 400V	- IND 4P 16A 400V - IND 3P 16A 230V - IND 3P 16A 230V	2
1851	16	IND 16A 5P 400V	- IND 3P 16A 230V - IND 3P 16A 230V - IND 3P 16A 230V	2
1853	16	IND 16A 5P 400V	- IND 4P 16A 400V - IND 4P 16A 400V - IND 4P 16A 400V	2
1854	16	IND 16A 5P 400V	- IND 4P 16A 400V - IND 4P 16A 400V - IND 3P 16A 230V	2

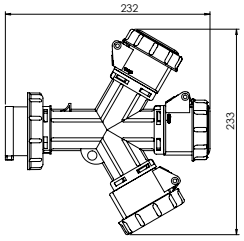

MOLTIPLICATORE CON CAVO
MULTIPLIER WITH CABLE
IP67

• Serie 13
Series 13
• 3 Uscite
3 Ways
• 2m cavo flessibile
2m flexible cable



REF.	A	SPINA PLUG	PRESA SOCKET	
1850	16	IND 16A 5P 400V	- IND 4P 16A 400V - IND 3P 16A 230V - IND 3P 16A 230V	1
1852	16	IND 16A 5P 400V	- IND 3P 16A 230V - IND 3P 16A 230V - IND 3P 16A 230V	1
1855	16	IND 16A 5P 400V	- IND 4P 16A 400V - IND 4P 16A 400V - IND 4P 16A 400V	1
1856	16	IND 16A 5P 400V	- IND 4P 16A 400V - IND 4P 16A 400V - IND 3P 16A 230V	1

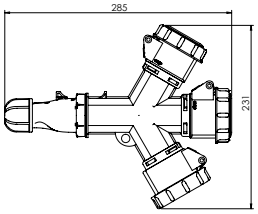

MOLTIPLICATORE 4 USCITE
4 WAYS MULTIPLIER
IP44



230 V 50-60 Hz	SPINA PLUG	PRESA SOCKET	
M42®	IND 16A 3P	IND 16A 3P 230V (4x)	1

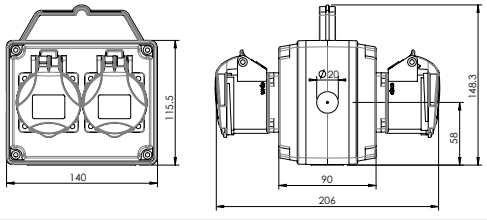

ADATTATORE ADAPTOR IP20

230 V 50-60 Hz	SPINA PLUG	PRESA SOCKET	
1862	IND 3P 16A	Schuko Biv. 10/16A	10/150



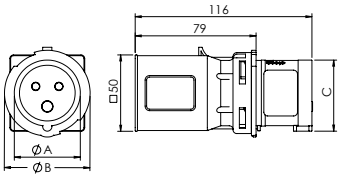

Amp	16A
Poles	3
A	43,2
B	56
C	46.5

ADATTATORE ADAPTOR IP20

230 V 50-60 Hz	400 V 50-60 Hz	SPINA PLUG	PRESA SOCKET	
1872		IND 5P 16A 400V	Schuko Biv. 10/16A	10/150



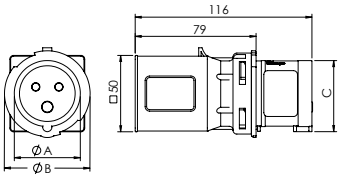

Amp	16A
Poles	5
A	56
B	68
C	60.5

ADATTATORE ADAPTOR IP20

230 V 50-60 Hz	SPINA PLUG	PRESA SOCKET	
1864	IND 3P 16A	Biv. 10/16A (2x)	10/150



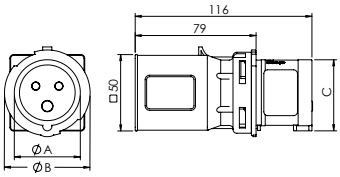

Amp	16A
Poles	3
A	43,2
B	56
C	46.5

ADATTATORE ADAPTOR IP20

230 V 50-60 Hz	400 V 50-60 Hz	SPINA PLUG	PRESA SOCKET	
1873		IND 5P 16A 6h 400V	Biv. 10/16A (2x)	10/150



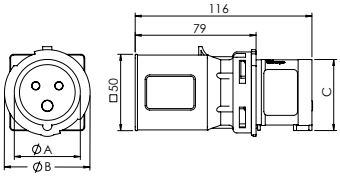

Amp	16A
Poles	5
A	56
B	68
C	60.5

Per dettagli sul prodotto, i poli e la tensione vedere pag.17 . Per le "h" vedere pag.11
For futher details on products, poles and voltage go to page 17. For info on "h" go to page 11.

ADATTATORE / ADAPTOR IP20



230 V 50-60 Hz	SPINA PLUG	PRESA SOCKET	
1866	IND 3P 16A	Schuko 16A 3P	10/150

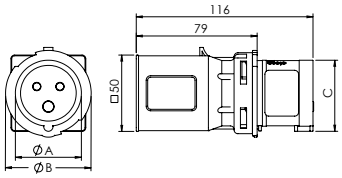

Amp	16A
Poles	3
A	43,2
B	56
C	46.5

ADATTATORE / ADAPTOR IP20



230 V 50-60 Hz	SPINA PLUG	PRESA SOCKET	
1876	IND 3P 16A	Presa francese 16A French socket 16A	10/150

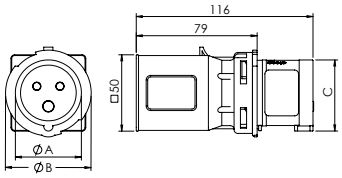

Amp	16A
Poles	3
A	43,2
B	56
C	46.5

ADATTATORE / ADAPTOR IP20



230 V 50-60 Hz	SPINA PLUG	PRESA SOCKET	
1861	IND 3P 16A	BS 13A	10/150

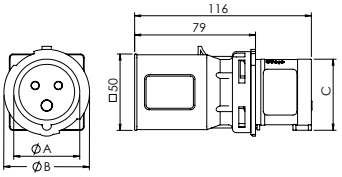

Amp	16A
Poles	3
A	43,2
B	56
C	46.5

ADATTATORE / ADAPTOR IP20



230 V 50-60 Hz	SPINA PLUG	PRESA SOCKET	
1878	IND 3P 16A 6h	Schuko biv. 10/16A (1X) ITA Biv. 10/16A (2x)	10/150

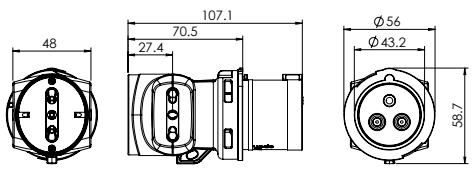

ADATTATORE ADAPTOR IP20



230 V 50-60 Hz	SPINA PLUG	PRESA SOCKET	
1868	Schuko 3P 16A	IND 3P 16A 6h	10/150

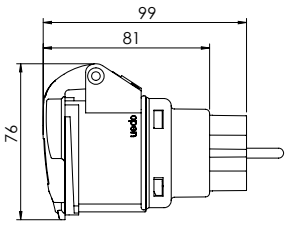

ADATTATORE ADAPTOR IP20



230 V 50-60 Hz	SPINA PLUG	PRESA SOCKET	
1869	IT 2P+T 16A	IND 3P 16A 6h	10/150

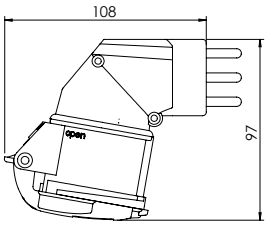

ADATTATORE ADAPTOR IP44





REF.	SPINA PLUG	PRESA SOCKET	
1874	IND 3P 16A 6h 230V	IND Schuko 16A 250V	10/150
1875	IND 5P 16A 6h 400V	IND Schuko 16A 250V	10/150

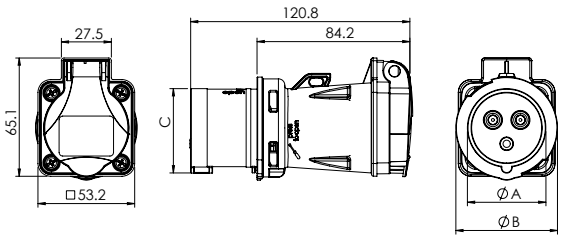

Amp	16A	
Poles	3	5
A	43.2	56
B	56	68
C	46.5	60.5

Per dettagli sul prodotto, i poli e la tensione vedere pag.17 . Per le "h" vedere pag.11
For futher details on products, poles and voltage go to page 17. For info on "h" go to page 11.



ADATTATORE / ADAPTOR — IP20

230 V 50-60 Hz	SPINA PLUG	PRESA SOCKET	
1879	IND 3P 16A 6h	Schuko biv. 10/16A (3x)	10/150



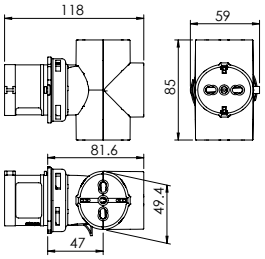

ADATTATORE / ADAPTOR — IP20

230 V 50-60 Hz	400 V 50-60 Hz	SPINA PLUG	PRESA SOCKET	
1840		IND 5P 16A 6h 400V	Schuko biv. 10/16A (3x)	10/150



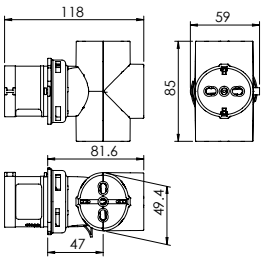

ADATTATORI CON CAVO
ADAPTOR WITH CABLE

IP20

- Serie EINP
  Series EINP
- Cavo flessibile H07RN-F
  Flexible cable H07RN-F



REF	SPINA PLUG	PRESA SOCKET	CAVO CABLE	M
EINP14001	SCHUKO 3P 16A 250V	IND 3P 16A 250V	3G1,5	0.3
EINP14004	SCHUKO 3P 16A 250V	IND 3P 16A 250V	3G1,5	1.5
EINP16001	SCHUKO 3P 16A 250V	IND 3P 16A 250V	3G2,5	0.5
EINP16004	SCHUKO 3P 16A 250V	IND 3P 16A 250V	3G2,5	1.5
EINP14000	SCHUKO 3P 16A 250V	IND 3P 16A 250V	3G1,5	10
EINP15000	SCHUKO 3P 16A 250V	IND 3P 16A 250V	3G1,5	25
EINP16000	SCHUKO 3P 16A 250V	IND 3P 16A 250V	3G2,5	10
EINP17000	SCHUKO 3P 16A 250V	IND 3P 16A 250V	3G2,5	25



REF	SPINA PLUG	PRESA SOCKET	CAVO CABLE	M
EINP14002	IND 3P 16A 250V	SCHUKO 3P 16A 250V	3G1,5	0.3
EINP14007	IND 3P 16A 250V	SCHUKO 3P 16A 250V	3G1,5	1.5
EINP16002	IND 3P 16A 250V	SCHUKO 3P 16A 250V	3G2,5	0.5
EINP16007	IND 3P 16A 250V	SCHUKO 3P 16A 250V	3G2,5	1.5



REF	SPINA PLUG	PRESA SOCKET	CAVO CABLE	M
EINP14003	IND 3P 16A 250V	FR 3P 16A 250V	3G1,5	0.5
EINP16003	IND 3P 16A 250V	FR 3P 16A 250V	3G2,5	0.5

Per dettagli sul prodotto, i poli e la tensione vedere pag.17 . Per le “h” vedere pag.11
For futher details on products, poles and voltage go to page 17. For info on “h” go to page 11.



REF	SPINA PLUG	PRESA SOCKET	CAVO CABLE	M
EINP14005	BS 13A 3P 250V	IND 3P 16A 250V	3G1,5	0.5
EINP16005	BS 13A 3P 250V	IND 3P 16A 250V	3G2,5	0.5



REF	SPINA PLUG	PRESA SOCKET	CAVO CABLE	M
EINP14006	IND 3P 16A 250V	BS 13A 3P 250V	3G1,5	0.5
EINP16006	IND 3P 16A 250V	BS 13A 3P 250V	3G2,5	0.5

plug Shell

PRODOTTO BREVETTATO
PATENTED

Non è più necessario tagliare il cavo dei vostri attrezzi.
No more cable cut.



IP44

(i normali adattatori sono IP20)
(normal adaptors are IP20)

MONTAGGIO FACILE E VELOCE
EASY AND FAST MOUNTING

Made in Italy

Design and Quality ROSI

ADATTATORE INDUSTRIALE PER SPINE SCHUKO PRESSOFUSE

INDUSTRIAL ADAPTOR FOR MOLDED SCHUKO PLUGS

Be Smart.
Be Safe.



Made in Italy

SENZA TERRA
WITHOUT EARTH CONTACT



CON TERRA
WITH EARTH CONTACT



UTILIZZO
APPLICATION



Campeggio
Camping



Bricolage
Do-it-yourself



Zone di attracco
Docking areas



Building site



Elettroutensili
Powertools



RISPETTO DELLA GARANZIA DEGLI ELETTROUTENSILI
COMPLIANCE WITH THE WARRANTY DUTIES



NON È PIÙ NECESSARIO TAGLIARE IL CAVO DEI VOSTRI ATTREZZI
NO MORE CABLE CUT



NIENTE PIÙ ADATTATORI IN CANTIERE E NEI CAMPING
NO MORE ADAPTORS IN BUILDING SITE AND IN CAMPING SITE

REF	P	A	IP	DESCRIZIONE DESCRIPTION		PACKAGING
1820	2	16	IP44	Adattatore industriale per spina schuko pressofusa 2 poli senza terra Industrial adaptor for molded Schuko plug 2 poles without earth	10/150	Sfuso/Etichettato Bulk/Labeled
1821	3	16	IP44	Adattatore industriale per spina schuko pressofusa 2 poli + terra Industrial adaptor for molded Schuko plug 2 poles with earth	10/150	Sfuso/Etichettato Bulk/Labeled

Per dettagli sul prodotto, i poli e la tensione vedere pag.17 . Per le "h" vedere pag.11
For futher details on products, poles and voltage go to page 17. For info on "h" go to page 11.


0
1
ROSI
CE
16A 3P+ 6h / IP67
380/415V ~50-60Hz
Art. 19.3316R6

PRESE INTERBLOCCATE
INTERLOCKED SOCKETS

SERIE 14 E 19
SERIES 14 AND 19

Prese interbloccate con sezionatore **pag. 74**
Switched interlocked sockets pag. 74

Prese interbloccate con sezionatore **pag. 76**
Switched interlocked sockets pag. 76

SERIE 16
SERIES 16

Prese interbloccate con porta fusibili **pag. 78**
Interlocked sockets with fuse holder pag. 78

Prese Interbloccate con MT **pag. 80**
Interlocked sockets with MCB pag. 80

Prese interbloccate con barra DIN **pag. 82**
Interlocked sockets with DIN rail pag. 82

Prese interbloccate bassissima tensione **pag. 84**
Interlocked sockets extra-low voltage pag. 84

Accessori **pag. 85**
Accessories pag. 85

SERIE 17 E 15
SERIES 17 AND 15

Prese interbloccate con sezionatore **pag. 86**
Switched interlocked sockets pag. 86

Prese interbloccate bassissima tensione **pag. 87**
Switched interlocked extra-low voltage pag. 87

Prese interbloccate con sezionatore **pag. 88**
Switched interlocked sockets pag. 88

Accessori **pag. 89**
Accessories pag. 89

PRESE INTERBLOCCATE CON SEZIONATORE
SWITCHED INTERLOCKED SOCKETS

IP44

- Orizzontali
  Horizontal
- Con fondo
  With bottom



A	P	110 V 50-60 Hz	230 V 50-60 Hz	400 V 50-60 Hz	500 V 50-60 Hz	
16	3	3214G4	**3214B6**			1/10
16	4	3314G4	3314B9	**3314R6**		1/10
16	5	3414G4	3414B9	**3414R6**		1/10
32	3	3234G4	**3234B6**			1/10
32	4	3334G4	3334B9	**3334R6**		1/10
32	5	3434G4	3434B9	**3434R6**		1/10

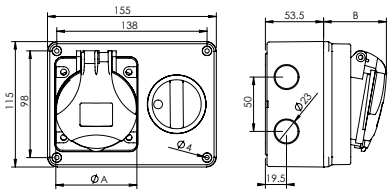

Amp	16A			32A		
Poles	3	4	5	3	4	5
A	60	68	76	81	81	89
B	57	57	58	69	69	70

PRESE INTERBLOCCATE CON SEZIONATORE
SWITCHED INTERLOCKED SOCKETS

IP67

- Orizzontali
  Horizontal
- Con fondo
  With bottom



A	P	110 V 50-60 Hz	230 V 50-60 Hz	400 V 50-60 Hz	500 V 50-60 Hz	
16	3	3216G4	**3216B6**			1/10
16	4	3316G4	3316B9	**3316R6**		1/10
16	5	3416G4	3416B9	**3416R6**		1/10
32	3	3232G4	**3232B6**			1/10
32	4	3332G4	3332B9	**3332R6**		1/10
32	5	3432G4	3432B9	**3432R6**		1/10

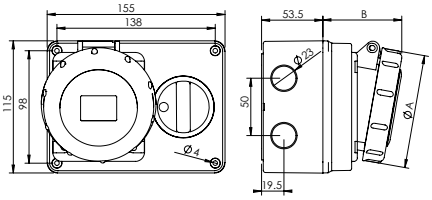

Amp	16A			32A		
Poles	3	4	5	3	4	5
A	71	77	87	92	92	98
B	58	60	60	69	69	69

ACCESSORI PER SERIE 14
ACCESSORIES FOR SERIES 14



Ref. 3000

FONDO DA INCASSO

FLUSH MOUNTING BOX

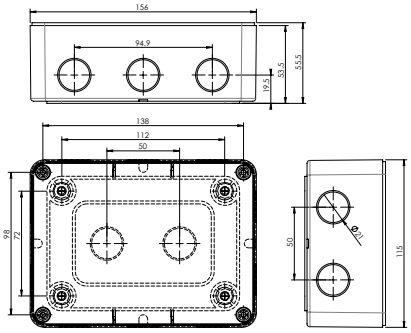



Ref. 3001

FONDO DA PARETE

WALL BOX

Per dettagli sul prodotto, i poli e la tensione vedere pag.17 . Per le "h" vedere pag.11
For futher details on products, poles and voltage go to page 17. For info on "h" go to page 11.

PRESE INTERBLOCCATE CON SEZIONATORE
SWITCHED INTERLOCKED SOCKETS

IP44

- Orizzontali
  Horizontal
- Senza fondo
  Without bottom



A	P	110 V 50-60 Hz	230 V 50-60 Hz	400 V 50-60 Hz	500 V 50-60 Hz	
16	3	3214G4-I	**3214B6-I**			1/10
16	4	3314G4-I	3314B9-I	**3314R6-I**		1/10
16	5	3414G4-I	3414B9-I	**3414R6-I**		1/10
32	3	3234G4-I	**3234B6-I**			1/10
32	4	3334G4-I	3334B9-I	**3334R6-I**		1/10
32	5	3434G4-I	3434B9-I	**3434R6-I**		1/10

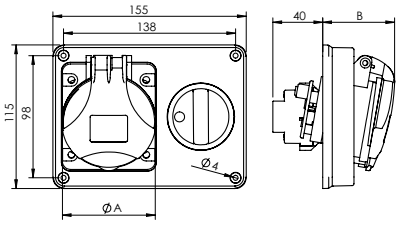

Amp	16A			32A		
Poles	3	4	5	3	4	5
A	60	68	76	81	81	89
B	57	57	58	69	69	70

PRESE INTERBLOCCATE CON SEZIONATORE
SWITCHED INTERLOCKED SOCKETS

IP67

- Orizzontali
  Horizontal
- Senza fondo
  Without bottom



A	P	110 V 50-60 Hz	230 V 50-60 Hz	400 V 50-60 Hz	500 V 50-60 Hz	
16	3	3216G4-I	**3216B6-I**			1/10
16	4	3316G4-I	3316B9-I	**3316R6-I**		1/10
16	5	3416G4-I	3416B9-I	**3416R6-I**		1/10
32	3	3232G4-I	**3232B6-I**			1/10
32	4	3332G4-I	3332B9-I	**3332R6-I**		1/10
32	5	3432G4-I	3432B9-I	**3432R6-I**		1/10

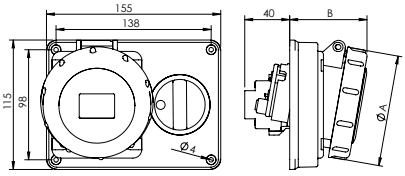

Amp	16A			32A		
Poles	3	4	5	3	4	5
A	71	77	87	92	92	98
B	58	60	60	69	69	69

ACCESSORI PER SERIE 14
ACCESSORIES FOR SERIES 14



Ref. 18.3001
QUADRO VUOTO
EMPTY BOX



Ref. 18.3012
QUADRO VUOTO
EMPTY BOX



Ref. 18.3013
QUADRO VUOTO
EMPTY BOX



Ref. RS23812
QUADRO VUOTO
EMPTY BOX

PRESE INTERBLOCCATE CON SEZIONATORE
SWITCHED INTERLOCKED SOCKETS

IP44

• Con fondo
With bottom



A	P	110 V 50-60 Hz	230 V 50-60 Hz	400 V 50-60 Hz	500 V 50-60 Hz	
16	3	19.3214G4	**19.3214B6**			1/10
16	4	19.3314G4	19.3314B9	**19.3314R6**		1/10
16	5	19.3414G4	19.3414B9	**19.3414R6**		1/10
32	3	19.3234G4	**19.3234B6**			1/10
32	4	19.3334G4	19.3334B9	**19.3334R6**		1/10
32	5	19.3434G4	19.3434B9	**19.3434R6**		1/10

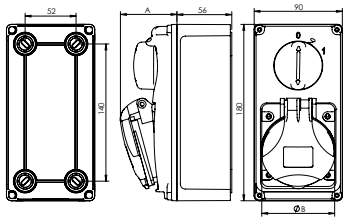

Amp	16A			32A		
Poles	3	4	5	3	4	5
A	53	55	57	60	60	62
B	60	68	76	81	81	89

PRESE INTERBLOCCATE CON SEZIONATORE
SWITCHED INTERLOCKED SOCKETS

IP67

• Con fondo
With bottom



A	P	110 V 50-60 Hz	230 V 50-60 Hz	400 V 50-60 Hz	500 V 50-60 Hz	
16	3	19.3216G4	**19.3216B6**			1/10
16	4	19.3316G4	19.3316B9	**19.3316R6**		1/10
16	5	19.3416G4	19.3416B9	**19.3416R6**		1/10
32	3	19.3232G4	**19.3232B6**			1/10
32	4	19.3332G4	19.3332B9	**19.3332R6**		1/10
32	5	19.3432G4	19.3432B9	**19.3432R6**		1/10

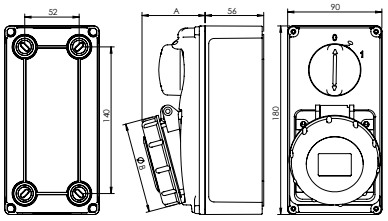

Amp	16A			32A		
Poles	3	4	5	3	4	5
A	53	56	60	62	62	64
B	71	77	87	92	92	98

ACCESSORI PER SERIE 19
ACCESSORIES FOR SERIES 19



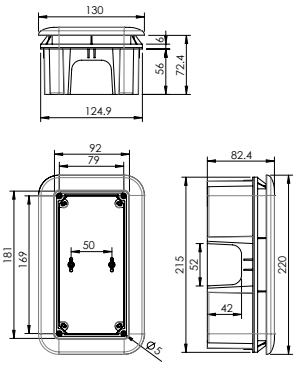

Ref. 19.3000

FONDO DA INCASSO

FLUSH MOUNTING BOX



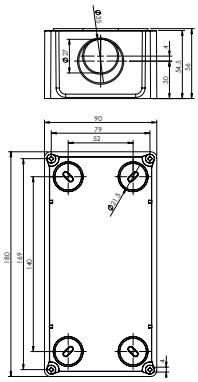

Ref. 19.3001

FONDO DA PARETE

WALL BOX

Per dettagli sul prodotto, i poli e la tensione vedere pag.17 . Per le "h" vedere pag.11
For futher details on products, poles and voltage go to page 17. For info on "h" go to page 11.

PRESE INTERBLOCCATE CON SEZIONATORE
SWITCHED INTERLOCKED SOCKETS

IP44

• Senza fondo
Without bottom



A	P	110 V 50-60 Hz	230 V 50-60 Hz	400 V 50-60 Hz	500 V 50-60 Hz	
16	3	19.3214G4-I	**19.3214B6-I**			1/10
16	4	19.3314G4-I	19.3314B9-I	**19.3314R6-I**		1/10
16	5	19.3414G4-I	19.3414B9-I	**19.3414R6-I**		1/10
32	3	19.3234G4-I	**19.3234B6-I**			1/10
32	4	19.3334G4-I	19.3334B9-I	**19.3334R6-I**		1/10
32	5	19.3434G4-I	19.3434B9-I	**19.3434R6-I**		1/10

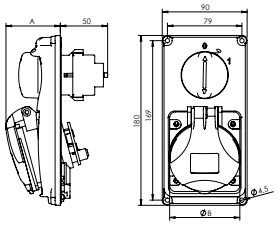

Amp	16A			32A		
Poles	3	4	5	3	4	5
A	53	55	57	60	60	62
B	60	68	76	81	81	89

PRESE INTERBLOCCATE CON SEZIONATORE
SWITCHED INTERLOCKED SOCKETS

IP67

• Senza fondo
Without bottom



A	P	110 V 50-60 Hz	230 V 50-60 Hz	400 V 50-60 Hz	500 V 50-60 Hz	
16	3	19.3216G4-I	**19.3216B6-I**			1/10
16	4	19.3316G4-I	19.3316B9-I	**19.3316R6-I**		1/10
16	5	19.3416G4-I	19.3416B9-I	**19.3416R6-I**		1/10
32	3	19.3232G4-I	**19.3232B6-I**			1/10
32	4	19.3332G4-I	19.3332B9-I	**19.3332R6-I**		1/10
32	5	19.3432G4-I	19.3432B9-I	**19.3432R6-I**		1/10

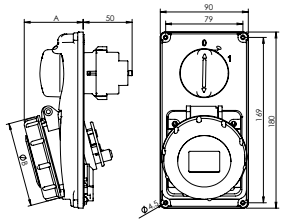

Amp	16A			32A		
Poles	3	4	5	3	4	5
A	53	56	60	62	62	64
B	71	77	87	92	92	98

ACCESSORI PER SERIE 19
ACCESSORIES FOR SERIES 19



Ref. 18.3008
QUADRO VUOTO
EMPTY BOX



Ref. 18.3009
QUADRO VUOTO
EMPTY BOX



Ref. RS3969
QUADRO VUOTO
EMPTY BOX

Per dettagli sul prodotto, i poli e la tensione vedere pag.17 . Per le "h" vedere pag.11
For futher details on products, poles and voltage go to page 17. For info on "h" go to page 11.

PRESE INTERBLOCCATE CON PORTA FUSIBILI
INTERLOCKED SOCKETS WITH FUSE HOLDER

IP44

- Con fondo
  With bottom
- Portafusibili 10,3x38 50/60Hz
  Fuse holder 10,3x38 50/60Hz



A	P	110 V 50-60 Hz	230 V 50-60 Hz	400 V 50-60 Hz	500 V 50-60 Hz	
16	3	16.3214G4	**16.3214B6**			1/10
16	4	16.3314G4	16.3314B9	**16.3314R6**		1/10
16	5	16.3414G4	16.3414B9	**16.3414R6**		1/10
32	3	16.3234G4	**16.3234B6**			1/10
32	4	16.3334G4	16.3334B9	**16.3334R6**		1/10
32	5	16.3434G4	16.3434B9	**16.3434R6**		1/10

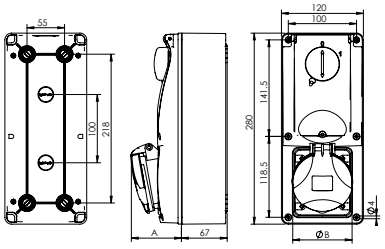

Amp	16A			32A		
Poles	3	4	5	3	4	5
A	64	65.5	67	72.5	72.5	73.5
B	60	68	76	81	81	89

PRESE INTERBLOCCATE CON PORTA FUSIBILI
INTERLOCKED SOCKETS WITH FUSE HOLDER

IP67

- Con fondo
  With bottom
- Portafusibili 10,3x38 50/60Hz
  Fuse holder 10,3x38 50/60Hz



A	P	110 V 50-60 Hz	230 V 50-60 Hz	400 V 50-60 Hz	500 V 50-60 Hz	
16	3	16.3216G4	**16.3216B6**			1/10
16	4	16.3316G4	16.3316B9	**16.3316R6**		1/10
16	5	16.3416G4	16.3416B9	**16.3416R6**		1/10
32	3	16.3232G4	**16.3232B6**			1/10
32	4	16.3332G4	16.3332B9	**16.3332R6**		1/10
32	5	16.3432G4	16.3432B9	**16.3432R6**		1/10

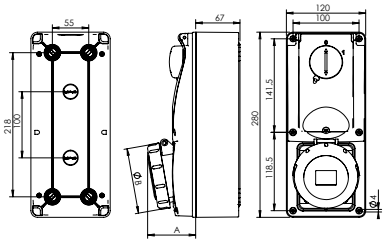

Amp	16A			32A		
Poles	3	4	5	3	4	5
A	66	65.5	69	73.5	73.5	73.5
B	71	77	87	92	92	98

Per dettagli sul prodotto, i poli e la tensione vedere pag.17 . Per le "h" vedere pag.11
For futher details on products, poles and voltage go to page 17. For info on "h" go to page 11.

PRESE INTERBLOCCATE CON PORTA FUSIBILI
INTERLOCKED SOCKETS WITH FUSE HOLDER

IP44

- Senza fondo
  Without bottom
- Portafusibili 10,3x38 50/60Hz
  Fuse holder 10,3x38 50/60Hz



A	P	110 V 50-60 Hz	230 V 50-60 Hz	400 V 50-60 Hz	500 V 50-60 Hz	
16	3	16.3214G4-I	**16.3214B6-I**			1/10
16	4	16.3314G4-I	16.3314B9-I	**16.3314R6-I**		1/10
16	5	16.3414G4-I	16.3414B9-I	**16.3414R6-I**		1/10
32	3	16.3234G4-I	**16.3234B6-I**			1/10
32	4	16.3334G4-I	16.3334B9-I	**16.3334R6-I**		1/10
32	5	16.3434G4-I	16.3434B9-I	**16.3434R6-I**		1/10

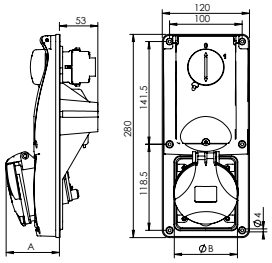

Amp	16A			32A		
Poles	3	4	5	3	4	5
A	64	65.5	67	72.5	72.5	73.5
B	60	68	76	81	81	89

PRESE INTERBLOCCATE CON PORTA FUSIBILI
INTERLOCKED SOCKETS WITH FUSE HOLDER

IP67

- Senza fondo
  Without bottom
- Portafusibili 10,3x38 50/60Hz
  Fuse holder 10,3x38 50/60Hz



A	P	110 V 50-60 Hz	230 V 50-60 Hz	400 V 50-60 Hz	500 V 50-60 Hz	
16	3	16.3216G4-I	**16.3216B6-I**			1/10
16	4	16.3316G4-I	16.3316B9-I	**16.3316R6-I**		1/10
16	5	16.3416G4-I	16.3416B9-I	**16.3416R6-I**		1/10
32	3	16.3232G4-I	**16.3232B6-I**			1/10
32	4	16.3332G4-I	16.3332B9-I	**16.3332R6-I**		1/10
32	5	16.3432G4-I	16.3432B9-I	**16.3432R6-I**		1/10

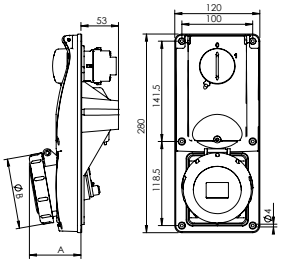

Amp	16A			32A		
Poles	3	4	5	3	4	5
A	66	65.5	69	73.5	73.5	73.5
B	71	77	87	92	92	98



SAFETY FIRST

L'interruttore magnetotermico inserito nella presa protegge singolarmente il carico e riduce gli spazi necessari sui centralini.

L'interruttore automatico si aziona ed è riarmabile direttamente tramite la manopola esterna senza bisogno di aprire sportello o coperchi.



PRESE INTERBLOCCATE CON MAGNETOTERMICO
INTERLOCKED SOCKETS WITH MCB

IP44

- Con fondo
  With bottom
- Magnetotermico curva C 6KA ripristinabile dall'esterno con LED presenza rete 50/60Hz
  Exterenally reactivable MCB-type C +LED warning light to signal the supply voltage 50/60Hz



A	P	110 V 50-60 Hz	230 V 50-60 Hz	400 V 50-60 Hz	500 V 50-60 Hz	
16	3	16.3214G4MT	**16.3214B6MT**			1/10
16	4	16.3314G4MT	16.3314B9MT	**16.3314R6MT**		1/10
16	5	16.3414G4MT	16.3414B9MT	**16.3414R6MT**		1/10
32	3	16.3234G4MT	**16.3234B6MT**			1/10
32	4	16.3334G4MT	16.3334B9MT	**16.3334R6MT**		1/10
32	5	16.3434G4MT	16.3434B9MT	**16.3434R6MT**		1/10

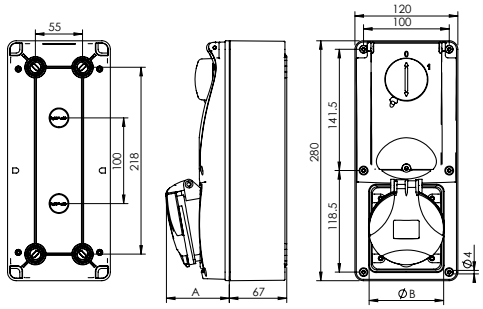

Amp	16A			32A		
Poles	3	4	5	3	4	5
A	64	65.5	67	72.5	72.5	73.5
B	60	68	76	81	81	89

PRESE INTERBLOCCATE CON MAGNETOTERMICO
INTERLOCKED SOCKETS WITH MCB

IP67

- Con fondo
  With bottom
- Magnetotermico curva C 6KA ripristinabile dall'esterno con LED presenza rete 50/60Hz
  Exterenally reactivable MCB-type C +LED warning light to signal the supply voltage 50/60Hz



A	P	110 V 50-60 Hz	230 V 50-60 Hz	400 V 50-60 Hz	500 V 50-60 Hz	
16	3	16.3216G4MT	**16.3216B6MT**			1/10
16	4	16.3316G4MT	16.3316B9MT	**16.3316R6MT**		1/10
16	5	16.3416G4MT	16.3416B9MT	**16.3416R6MT**		1/10
32	3	16.3232G4MT	**16.3232B6MT**			1/10
32	4	16.3332G4MT	16.3332B9MT	**16.3332R6MT**		1/10
32	5	16.3432G4MT	16.3432B9MT	**16.3432R6MT**		1/10
63	3	16.263G4MT	**16.263B6MT**		16.263N7MT	1/1
63	4	16.363G4MT	16.263B9MT	**16.363R6MT**	16.363N7MT	1/1
63	5			**16.463R6MT**	16.463N7MT	1/1

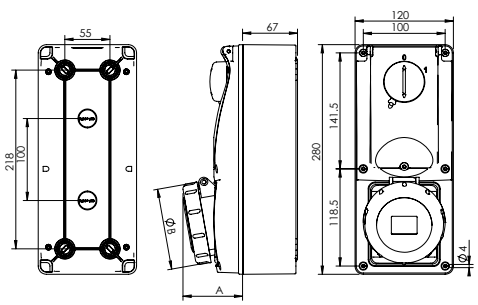

Amp	16A			32A		
Poles	3	4	5	3	4	5
A	66	65.5	69	73.5	73.5	73.5
B	71	77	87	92	92	98

Amp	63A		
Poles	3	4	5
A	88	88	88
B	111	111	111

Per dettagli sul prodotto, i poli e la tensione vedere pag.17 . Per le "h" vedere pag.11
For futher details on products, poles and voltage go to page 17. For info on "h" go to page 11.





Sul frontale la presa è equipaggiata di un **Led** che indica la **presenza di tensione** e lo stato di intervento dell'interruttore (se la manopola è in posizione 1 e il led è spento significa che l'interruttore è intervenuto e si è sganciato, per ripristinare il circuito riportare la manopola sullo 0 e quindi sull'1)



PRESE INTERBLOCCATE CON MAGNETOTERMIOC

INTERLOCKED SOCKETS WITH MCB

IP44

- Senza fondo
  Without bottom
- Magnetotermico curva C 6KA ripristinabile dall'esterno con LED presenza rete 50/60Hz
  Exterenally reactivable MCB-type C +LED warning light to signal the supply voltage 50/60Hz



A	P	110 V 50-60 Hz	230 V 50-60 Hz	400 V 50-60 Hz	500 V 50-60 Hz	
16	3	16.3214G4-IMT	**16.3214B6-IMT**			1/10
16	4	16.3314G4-IMT	16.3314B9-IMT	**16.3314R6-IMT**		1/10
16	5	16.3414G4-IMT	16.3414B9-IMT	**16.3414R6-IMT**		1/10
32	3	16.3234G4-IMT	**16.3234B6-IMT**			1/10
32	4	16.3334G4-IMT	16.3334B9-IMT	**16.3334R6-IMT**		1/10
32	5	16.3432G4-IMT	16.3434B9-IMT	**16.3434R6-IMT**		1/10

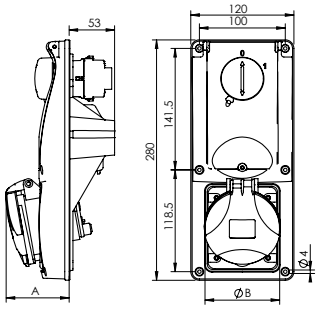

Amp	16A			32A		
Poles	3	4	5	3	4	5
A	64	65.5	67	72.5	72.5	73.5
B	60	68	76	81	81	89

PRESE INTERBLOCCATE CON MAGNETOTERMICO

INTERLOCKED SOCKETS WITH MCB

IP67

- Senza fondo
  Without bottom
- Magnetotermico curva C 6KA ripristinabile dall'esterno con LED presenza rete 50/60Hz
  Exterenally reactivable MCB-type C +LED warning light to signal the supply voltage 50/60Hz



A	P	110 V 50-60 Hz	230 V 50-60 Hz	400 V 50-60 Hz	500 V 50-60 Hz	
16	3	16.3216G4-IMT	**16.3216B6-IMT**			1/10
16	4	16.3316G4-IMT	16.3316B9-IMT	**16.3316R6-IMT**		1/10
16	5	16.3416G4-IMT	16.3416B9-IMT	**16.3416R6-IMT**		1/10
32	3	16.3232G4-IMT	16.3232B6-IMT			1/10
32	4	16.3332G4-IMT	16.3332B9-IMT	**16.3332R6-IMT**		1/10
32	5	16.3432G4-IMT	16.3432B9-IMT	**16.3432R6-IMT**		1/10
63	3	16.263G4-IMT	**16.263B6-IMT**		16.263N7-IMT	1/1
63	4	16.363G4-IMT	16.363B9-IMT	**16363R6-IMT**	16.363N7-IMT	1/1
63	5			**16.463R6-IMT**	16.463N7-IMT	1/1

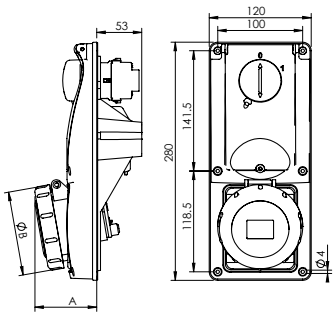

Amp	16A			32A		
Poles	3	4	5	3	4	5
A	66	65.5	69	73.5	73.5	73.5
B	71	77	87	92	92	98

Amp	63A		
Poles	3	4	5
A	88	88	88
B	111	111	111

Per dettagli sul prodotto, i poli e la tensione vedere pag.17 . Per le "h" vedere pag.11
For futher details on products, poles and voltage go to page 17. For info on "h" go to page 11.

PRESE INTERBLOCCATE CON BARRA DIN

INTERLOCKED SOCKETS WITH DIN RAIL

IP44

• Con fondo
With bottom



A	P	110 V 50-60 Hz	230 V 50-60 Hz	400 V 50-60 Hz	500 V 50-60 Hz	
16	3	16.3214G4D	**16.3214B6D**			1/10
16	4	16.3314G4D	16.3314B9D	**16.3314R6D**		1/10
16	5	16.3414G4D	16.3414B9D	**16.3414R6D**		1/10
32	3	16.3234G4D	**16.3234B6D**			1/10
32	4	16.3334G4D	16.3334B9D	**16.3334R6D**		1/10
32	5	16.3434G4D	16.3434B9D	**16.3434R6D**		1/10

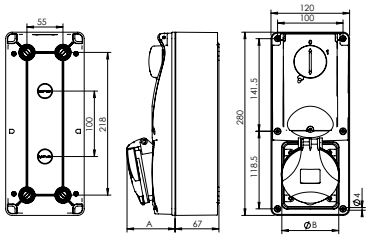

Amp	16A			32A		
Poles	3	4	5	3	4	5
A	64	65.5	67	72.5	72.5	73.5
B	60	68	76	81	81	89

PRESE INTERBLOCCATE CON BARRA DIN

INTERLOCKED SOCKETS WITH DIN RAIL

IP67

• Con fondo
With bottom



A	P	110 V 50-60 Hz	230 V 50-60 Hz	400 V 50-60 Hz	500 V 50-60 Hz	
16	3	16.3216G4D	**16.3216B6D**			1/10
16	4	16.3316G4D	16.3316B9D	**16.3316R6D**		1/10
16	5	16.3416G4D	16.3416B9D	**16.3416R6D**		1/10
32	3	16.3232G4D	**16.3232B6D**			1/10
32	4	16.3332G4D	16.3332B9D	**16.3332R6D**		1/10
32	5	16.3432G4D	16.3432B9D	**16.3432R6D**		1/10

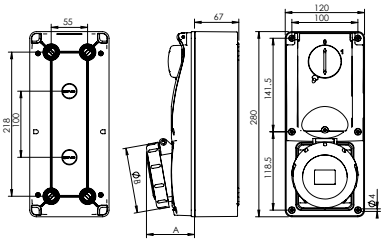

Amp	16A			32A		
Poles	3	4	5	3	4	5
A	66	65.5	69	73.5	73.5	73.5
B	71	77	87	92	92	98

Per dettagli sul prodotto, i poli e la tensione vedere pag.17 . Per le “h” vedere pag.11
For futher details on products, poles and voltage go to page 17. For info on “h” go to page 11.

PRESE INTERBLOCCATE CON BARRA DIN
INTERLOCKED SOCKETS WITH DIN RAIL

IP44

- Senza fondo
  Without bottom



A	P	110 V 50-60 Hz	230 V 50-60 Hz	400 V 50-60 Hz	500 V 50-60 Hz	
16	3	16.3214G4-ID	**16.3214B6-ID**			1/10
16	4	16.3314G4-ID	16.3314B9-ID	**16.3314R6-ID**		1/10
16	5	16.3414G4-ID	16.3414B9-ID	**16.3414R6-ID**		1/10
32	3	16.3234G4-ID	**16.3234B6-ID**			1/10
32	4	16.3334G4-ID	16.3334B9-ID	**16.3334R6-ID**		1/10
32	5	16.3434G4-ID	16.3434B9-ID	**16.3434R6-ID**		1/10

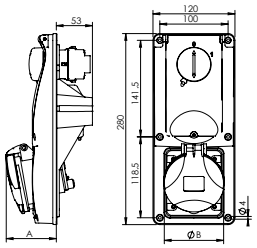

Amp	16A			32A		
Poles	3	4	5	3	4	5
A	64	65.5	67	72.5	72.5	73.5
B	60	68	76	81	81	89

PRESE INTERBLOCCATE CON BARRA DIN
INTERLOCKED SOCKETS WITH DIN RAIL

IP67

- Senza fondo
  Without bottom



A	P	110 V 50-60 Hz	230 V 50-60 Hz	400 V 50-60 Hz	500 V 50-60 Hz	
16	3	16.3216G4-ID	**16.3216B6-ID**			1/10
16	4	16.3316G4-ID	16.3316B9-ID	**16.3316R6-ID**		1/10
16	5	16.3416G4-ID	16.3416B9-ID	**16.3416R6-ID**		1/10
32	3	16.3232G4-ID	**16.3232B6-ID**			1/10
32	4	16.3332G4-ID	16.3332B9-ID	**16.3332R6-ID**		1/10
32	5	16.3432G4-ID	16.3432B9-ID	**16.3432R6-ID**		1/10

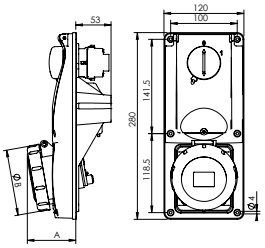

Amp	16A			32A		
Poles	3	4	5	3	4	5
A	66	65.5	69	73.5	73.5	73.5
B	71	77	87	92	92	98

Per dettagli sul prodotto, i poli e la tensione vedere pag.17 . Per le “h” vedere pag.11
For futher details on products, poles and voltage go to page 17. For info on “h” go to page 11.

PRESE INTERBLOCCATE A BASSISSIMA TENSIONE

EXTRA-LOW VOLTAGE INTERLOCKED SOCKETS

- Con trasformatore di sicurezza toroidale
  With toroidal safety transformer
- Portafusibili sul primario e sul secondario, con fondo
  Primary and secondary circuit fuse holder, with bottom

	A	P	24 V 50-60 Hz	24 V 100-200 Hz	42V 401-500Hz	42V 50-60Hz	
IP44	16	2	16.224V			16.242V	1/15
IP67	16	2	16.224VS			16.242VS	1/15



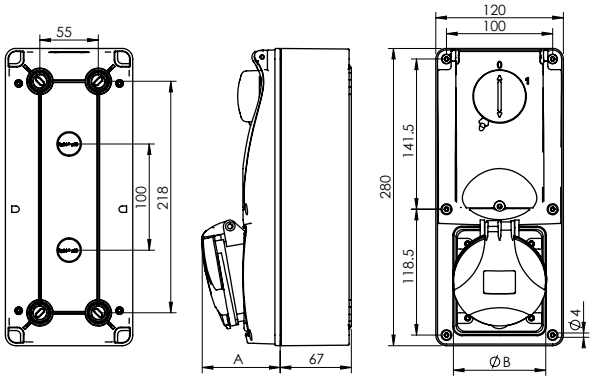

Amp	16A		
Poles	3	4	5
A	64	65.5	67
B	60	68	76

PRESE INTERBLOCCATE A BASSISSIMA TENSIONE

EXTRA-LOW VOLTAGE INTERLOCKED SOCKETS

- Con trasformatore di sicurezza toroidale
  With toroidal safety transformer
- Portafusibili sul primario e sul secondario, senza fondo
  Primary and secondary circuit fuse holder, without bottom

	A	P	24 V 50-60 Hz	24 V 100-200 Hz	42V 401-500Hz	42V 50-60Hz	
IP44	16	2	16.224V-I			16.242V-I	1/15
IP67	16	2	16.224VS-I			16.242VS-I	1/15



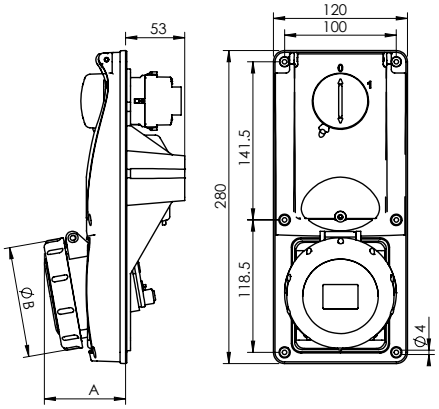

Amp	16A		
Poles	3	4	5
A	66	65.5	69
B	71	77	87

Per dettagli sul prodotto, i poli e la tensione vedere pag.17 . Per le "h" vedere pag.11
For futher details on products, poles and voltage go to page 17. For info on "h" go to page 11.

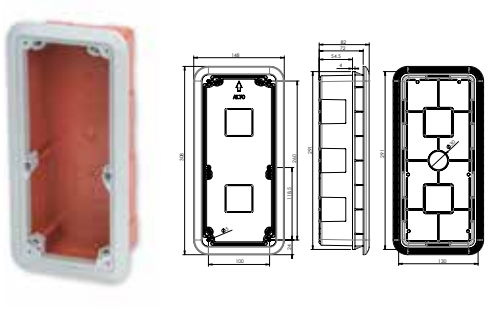

Ref. 16.3000

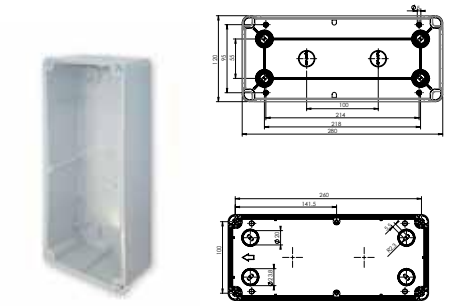

Ref. 16.3002

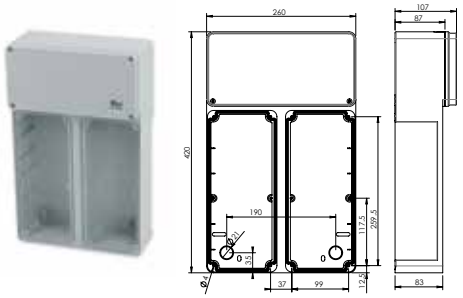

Ref. 16.3003

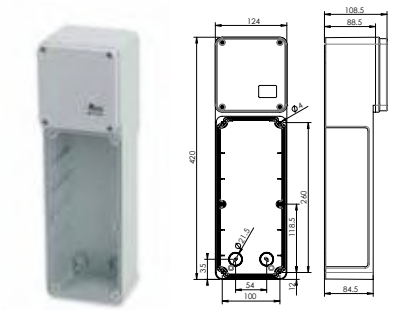

Ref. 16.3004

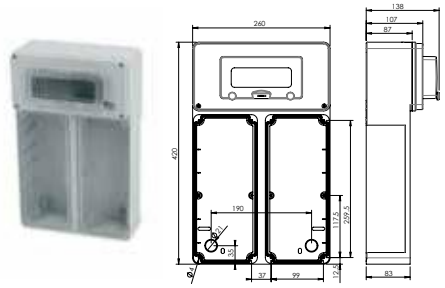

Ref. 16.3006

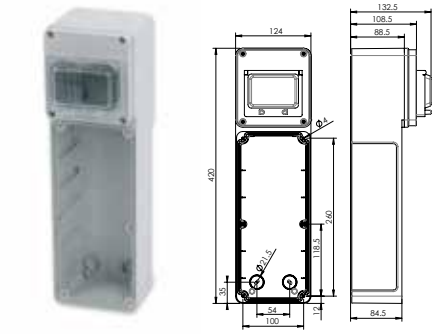

Ref. 16.3007

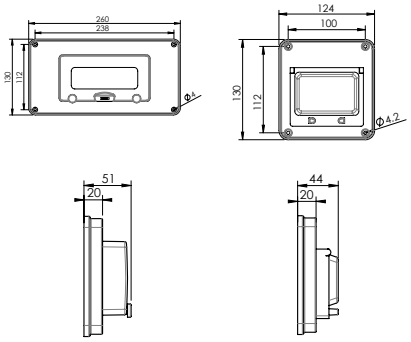

Ref. 16.3008 Ref. 16.3009



Ref. 18.3015 Ref. 18.3016

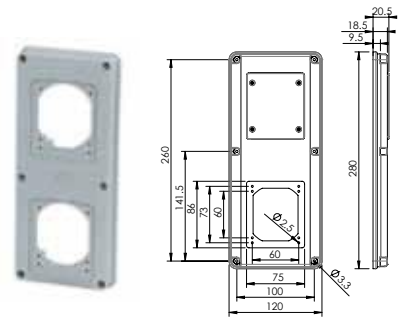

Ref. 16.3010

REF.	DESCRIZIONE	DESCRIPTION
16.3000	Fondo a 1 posto da incasso	Flush mounting box for 1 interlocked socket
16.3002	Fondo a 1 posto da parete	Wall box for 1 interlocked socket
16.3003	Fondo a 2 posti con scatola di derivazione incorporata con coperchio cieco	Wall box for 2 interlocked sockets, with junction box on the top
16.3004	Fondo a 1 posto con scatola di derivazione incorporata con coperchiocieco	Wall box for 1 interlocked socket, with blind junction box on the top
16.3006	Fondo a 2 posti con scatola di derivazione incorporata con coperchio e sportello 8 moduli	Wall box for 2 interlocked sockets, with junction box on the top and window for 8 modules
16.3007	Fondo a 1 posto con scatola di derivazione incorporata con coperchio e sportello 4 moduli	Wall box for 2 interlocked sockets, with junction box on the top and window for 4 modules
16.3008	Coperchio con sportello 8 moduli	Cover with 8 modules window
16.3009	Coperchio con sportello 4 moduli	Cover with 4 modules window
16.3010	Flangia di adattamento per 2 prese incasso 16/32A	Flange for 2 panel sockets 16A and 32A
18.3015	Quadro di distribuzione vuoto preforato 400x525x135 mm IP65	Empty distribution box with holes 400x525x135 mm IP65
18.3016	Quadro di distribuzione vuoto preforato 320x510x135 mm IP65	Empty distribution box with holes 320x510x135 mm IP65

PRESE INTERBLOCCATE CON MAGNETOTERMICO
INTERLOCKED SOCKETS WITH MCB

IP67

• Con fondo
With bottom



A	P	110 V 50-60 Hz	230 V 50-60 Hz	400 V 50-60 Hz	500 V 50-60 Hz	
16	3	17.216G4MT	**17.216B6MT**			1/10
16	4	17.316G4MT	17.316B9MT	**17.316R6MT**	17.316N7MT	1/10
16	5		17.416B9MT	**17.416R6MT**	17.416N7MT	1/10
32	3	17.232G4MT	**17.232B6MT**			1/10
32	4	17.332G4MT	17.332B9MT	**17.332R6MT**	17.332N7MT	1/10
32	5			**17.432R6MT**	17.432N7MT	1/10

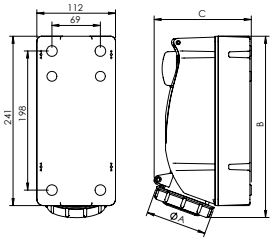

Amp	16A			32A		
Poles	3	4	5	3	4	5
A	71	77	87	92	92	98
B	258	258	258	260	260	260
C	120	132	138	142	142	146

PRESE INTERBLOCCATE CON BARRA DIN
INTERLOCKED SOCKETS WITH DIN RAIL

IP67

• Con fondo
With bottom



A	P	110 V 50-60 Hz	230 V 50-60 Hz	400 V 50-60 Hz	500 V 50-60 Hz	
16	3	17.216G4D	**17.216B6D**			1/10
16	4	17.316G4D	17.316B9D	**17.316R6D**	17.316N7D	1/10
16	5		17.416B9D	**17.416R6D**	17.416N7D	1/10
32	3	17.232G4D	**17.232B6D**			1/10
32	4	17.332G4D	17.332B9D	**17.332R6D**	17.332N7D	1/10
32	5			**17.432R6D**	17.432N7D	1/10

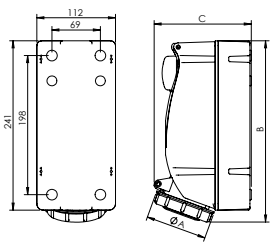

Amp	16A			32A		
Poles	3	4	5	3	4	5
A	71	77	87	92	92	98
B	258	258	258	260	260	260
C	120	132	138	142	142	146

PRESE INTERBLOCCATE CON PORTA FUSIBILI
INTERLOCKED SOCKETS WITH FUSE HOLDER

IP67

• Con fondo
With bottom



A	P	110 V 50-60 Hz	230 V 50-60 Hz	400 V 50-60 Hz	500 V 50-60 Hz	
16	3	17.216G4	**17.216B6**			1/10
16	4	17.316G4	17.316B9	**17.316R6**	17.316N7	1/10
16	5		17.416B9	**17.416R6**	17.416N7	1/10
32	3	17.232G4	**17.232B6**			1/10
32	4	17.332G4	17.332B9	**17.332R6**	17.332N7	1/10
32	5			**17.432R6**	17.432N7	1/10

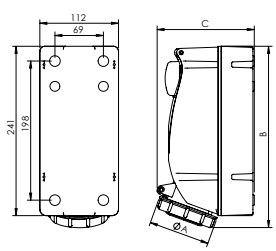

Amp	16A			32A		
Poles	3	4	5	3	4	5
A	71	77	87	92	92	98
B	258	258	258	260	260	260
C	120	132	138	142	142	146

Per dettagli sul prodotto, i poli e la tensione vedere pag.17 . Per le "h" vedere pag.11
For futher details on products, poles and voltage go to page 17. For info on "h" go to page 11.

PRESE FISSE INTERBLOCCATE A BASSISSIMA TENSIONE

IP44

EXTRA-LOW VOLTAGE INTERLOCKED SOCKETS

- Trasformatore di sicurezza toroidale 24V e 42V 150VA 50/60Hz
  Toroidal safety transformer 24V and 42V 150VA 50/60Hz
- Portafusibili sul primario e sul secondario
  Primary and secondary circuit fuse holder



A	P	24 V 50-60 Hz	24 V 100-200 Hz	42V 401-500Hz	42V 50-60Hz	
16	2	17.224V			17.242V	1/10

PRESE FISSE INTERBLOCCATE A BASSISSIMA TENSIONE

IP67

EXTRA-LOW VOLTAGE INTERLOCKED SOCKETS

- Trasformatore di sicurezza toroidale 24V e 42V 150VA 50/60Hz
  Toroidal safety transformer 24V and 42V 150VA 50/60Hz
- Portafusibili sul primario e sul secondario
  Primary and secondary circuit fuse holder



A	P	24 V 50-60 Hz	24 V 100-200 Hz	42V 401-500Hz	42V 50-60Hz	
16	2	17.224VS			17.242VS	1/10

Per dettagli sul prodotto, i poli e la tensione vedere pag.17 . Per le “h” vedere pag.11
For futher details on products, poles and voltage go to page 17. For info on “h” go to page 11.

PRESE INTERBLOCCATE CON MAGNETOTERMICO
INTERLOCKED SOCKETS WITH MCB

IP55

- Con fondo
  With bottom
- Materiale: policarbonato
  Housing material: polycarbonate

A	P	110 V 50-60 Hz	230 V 50-60 Hz	400 V 50-60 Hz	500 V 50-60 Hz	
63	3		263B6MT			1/15
63	4	363G4MT	363B9MT	363R6MT	363N7MT	1/15
63	5			463R6MT	463N7MT	1/15



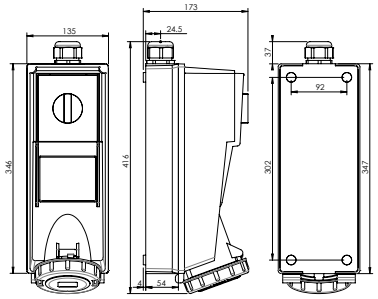

PRESE INTERBLOCCATE CON BARRA DIN
INTERLOCKED SOCKETS WITH DIN RAIL

IP55

- Con fondo
  With bottom
- Materiale: policarbonato
  Housing material: polycarbonate

A	P	110 V 50-60 Hz	230 V 50-60 Hz	400 V 50-60 Hz	500 V 50-60 Hz	
63	3		263B6D			1/15
63	4	363G4D	363B9D	363R6D	363N7D	1/15
63	5			463R6D	463N7D	1/15



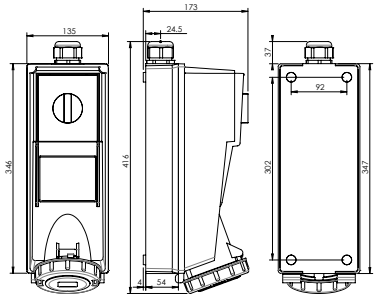

PRESE INTERBLOCCATE CON PORTA FUSIBILI
INTERLOCKED SOCKETS WITH FUSE HOLDER

IP55

- Con fondo
  With bottom
- Materiale: policarbonato
  Housing material: polycarbonate
- Portafusibili tipo D02-E18
  per fusibili 36x15 (non inclusi)
  Fuse holder type D02-E18
  for fuse 36x15 (not included)

A	P	110 V 50-60 Hz	230 V 50-60 Hz	400 V 50-60 Hz	500 V 50-60 Hz	
63	3		263B6			1/15
63	4	363G4	363B9	363R6	363N7	1/15
63	5			463R6	463N7	1/15



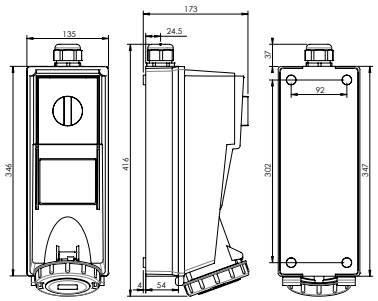

Per dettagli sul prodotto, i poli e la tensione vedere pag.17 . Per le “h” vedere pag.11
For futher details on products, poles and voltage go to page 17. For info on “h” go to page 11.

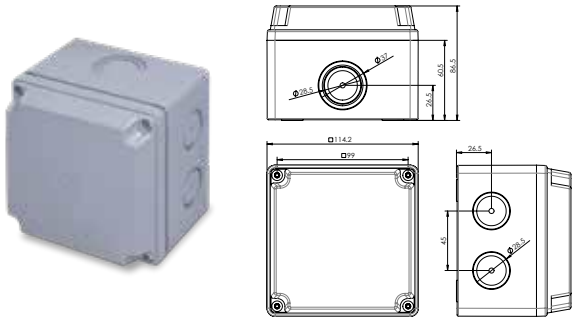

Ref. 1001

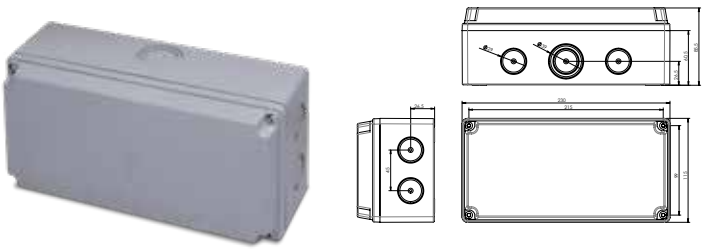

Ref. 1002

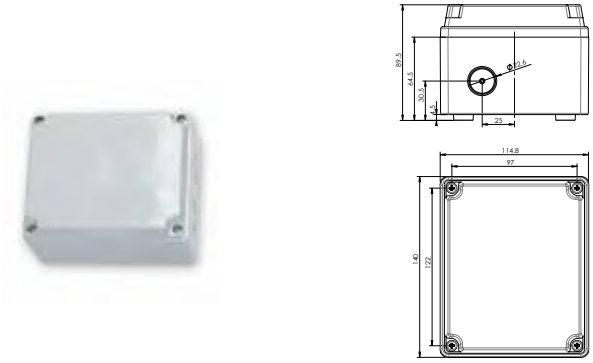

Ref. 1003



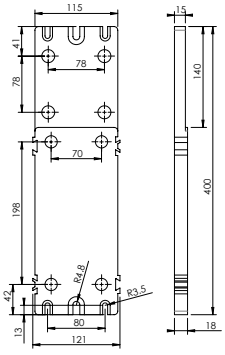

Ref. 1004 / 1005

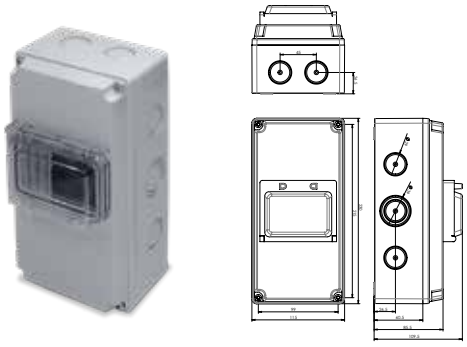

Ref. 1010

REF.	DESCRIZIONE	DESCRIPTION	mm	
1001	Scatola 1 posto 16/32A	Junction box for 1 socket 16/32A	115x115x90	10/50
1002	Scatola 2 posti 16/32A	Junction box for 2 sockets 16/32A	230x115x90	10/30
1003	Scatola 1 posto 63A	Junction box for 1 socket 63A	140x115x90	10/30
1004	Base componibile 16/32A	Modular plate for interlocked sockets 16/32A	400x115x18	20/80
1005	Base componibile 63A	Modular plate for interlocked sockets 63A	500x140x18	10/60
1006	Raccordo scatole	Joint for boxes	PG21	10/100
1007	Raccordo scatole	Joint for boxes	PG29	10/50
1008	Tappo scatole	Boxes cap	PG21	10/50
1009	Tappo scatole	Boxes cap	PG29	10/50
1010	Scatola 2 posti 16/32A con portamoduli 4 posti	Junction box for 2 sockets 16/32A with 4 modules window	230x115x90	10/50


SAFETY SWITCH



INTERRUTTORI AVVIATORI / SALVAMOTORI
SWITCH-STARTERS / MOTOR PROTECTIONS

Serie CS **pag. 92**
Serie CS pag. 92

Serie CO **pag. 92**
Series CO pag. 92

Serie CP **pag. 93**
Series CP pag. 93

Salvamotori per betoniere **pag. 93**
Motor protections for concrete mixers pag. 93

INTERRUTTORI SEZIONATORI
SAFETY SWITCHES

Serie 20 **pag. 94**
Series 20 pag. 94

Serie 21 **pag. 95**
Series 21 pag. 95

Interruttori avviatori / salvamotori per motori mono e trifase

Switch starters / motor protections for mono and three phases motors

Gli interruttori / avviatori sono indicati per macchine del settore edile, industriale e di confezionamento dove è richiesta la protezione termica, emergenza e arresto del motore per improvvisa mancanza di alimentazione di rete.
Sono inoltre particolarmente resistenti agli urti e agli agenti atmosferici.

Composti da:

- Bobina di tensione minima
- Relè termico per protezione contro il sovraccarico
- Pulsante di emergenza a fungo con blocco
- Contenitore in termopolimeri colore RAL7035

Norme di sicurezza:
CEI EN 60947-4-1
CEI EN 60947-4-A1

Switch-starters for one/three phases motors for machines used in buildings , industry and packaging, where a thermic protection is required as well as an emergency engine stalling due to a power break.

Composed of:
- Minimum tension coil
- Thermic relais for protection against over charging
- Emergency button with block
- Housing in thermo polymery colour RAL7035 extremely resistant to collision and atmospheric agents

All appliances have been manufactured according to:
CEI EN 60957-4-1 and
CEI EN 60947-4 A1 Rules.

SERIE CS
SERIES CS

- Interruttore avviatore/salvamotore con bobina di tensione minima
  Switch-starter/motor protection with minimum voltage coil



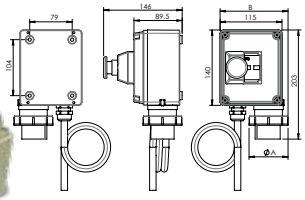

Amp	16A	
Poles	3	4
A	72,5	77
B	126	129

REF.	TENSIONE V VOLTAGE V	CORRENTE A CURRENT A	POTENZA MOTORE POWER	
2100	230 V	6,3÷10A	1,4-2,5 KW	2-3,5 HP
2101Ⓜ	230 V	10÷16A	2,5-4,4 KW	3,5-6 HP
2102	400 V	2,4÷4A	1,1-1,8 KW	1,5-2,5 HP
2103	400 V	4÷6,3A	1,8-2,9 KW	2,5-4 HP
2104Ⓜ	400 V	6,3÷10A	2,9-4,4 KW	4-6 HP
2105	400 V	10÷16A	4,4-8 KW	6-11 HP
2106	230 V	20÷25A	5,5-5,7 KW	7,5-10,5 HP
2107	400 V	20÷25A	11-12,5 KW	15,5-17,5 HP
2109	230 V	4÷6,3A	11-1,5 KW	1,5-2 HP

SERIE CO
SERIES CO

- Interruttore avviatore/salvamotore con bobina di tensione minima
  Switch-starter/motor protection with minimum voltage coil



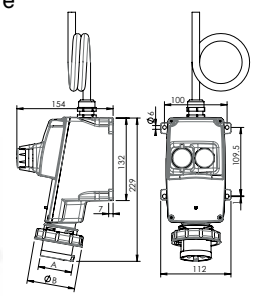

Amp	16A	
Poles	3	4
A	46,5	53,5
B	71	77

REF.	TENSIONE V VOLTAGE V	CORRENTE A CURRENT A	POTENZA MOTORE POWER	
2110	230 V	6,3÷10A	1,4-2,5 KW	2-3,5 HP
2111Ⓜ	230 V	10÷16A	2,5-4,4 KW	3,5-6 HP
2112	400 V	2,4÷4A	1,1-1,8 KW	1,5-2,5 HP
2113	400 V	4÷6,3A	1,8-2,9 KW	2,5-4 HP
2114Ⓜ	400 V	6,3÷10A	2,9-4,4 KW	4-6 HP
2115	400 V	10÷16A	4,4-8 KW	6-11 HP
2116	230 V	20÷25A	5,5-5,7 KW	7,5-10,5 HP
2117	400 V	20÷25A	11-12,5 KW	15,5-17,5 HP
2119	230 V	4÷6,3A	11-1,5 KW	1,5-2 HP

SERIE CP
SERIES CP

• Interruttore avviatore
con bobina di minima tensione
Switch-starter
with minimum voltage coil

REF.	TENSIONE V VOLTAGE V	PROTEZIONE TERMICA THERMAL PROTECTION	A	AVVIATORE STARTER
2120	230 V	NO	16	✓
2122	230 V	NO	16	✓
2123	230 V	SI / YES	16	✓



2120



2122



2123

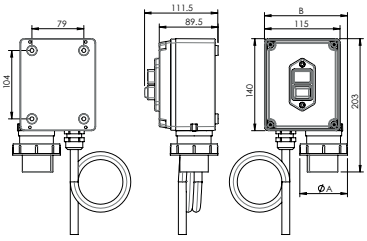

Amp	16A	
Poles	3	4
A	72,5	77
B	126	129

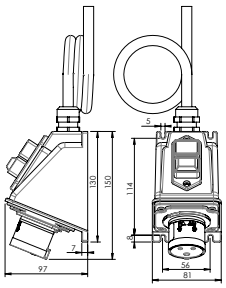

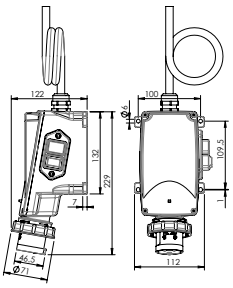

SALVAMOTORI PER BETONIERE
MOTOR PROTECTION FOR CONCRETE MIXER

• Salvamotori con condensatori
Motor protection with condensors



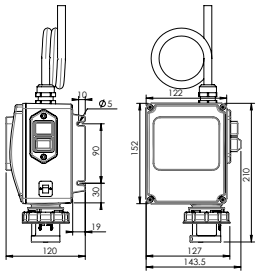

REF.	DESCRIZIONE	DESCRIPTION
2140	Cassetta salvamotore con spina 3P 16A IP67 Fusibili di protezione e condensatore da 35 Microfarad Adatto per betoniere/impastatrici 180/250 LT con motore a 1 HP completa di staffa di fissaggio incorporata per montante mm 80	Motor protection with plug 3P 16A IP67 Protection fuses and 35MFD capacitor. For 180/250LT concrete mixers with 1HP engine Complete with yoke for busbar connections mm 80
2141	Cassetta salvamotore con spina 3P 16A IP67 Fusibili di protezione e condensatore da 50 Microfarad Adatto per betoniere/impastatrici 320/360 LT con motore a 2 HP completa di staffa di fissaggio incorporata per montante mm 100	Motor protection with plug 3P 16A IP67 Protection fuses and 50MFD capacitor. For 320/360LT concrete mixers with 2HP engine Complete with yoke for busbar connections mm 100

INTERRUTTORE SEZIONATORE
SAFETY SWITCH

CE

INTERRUTTORE SEZIONATORE
SAFETY SWITCH

- Dispositivo di sezionamento con comando manuale
- Interruttore sezionatore progettato per applicazioni industriali e domestiche

- Disconnecting device with manual control
- Safety switch designed for industrial and domestic application

Permette di separare l'intero equipaggiamento elettrico di una macchina o di un elettrodomestico in modo da realizzare manovre di sicurezza e manutenzione.

It separates the whole electrical equipment of a machine or a household appliance, so to allow safe electrical and maintenance activities.



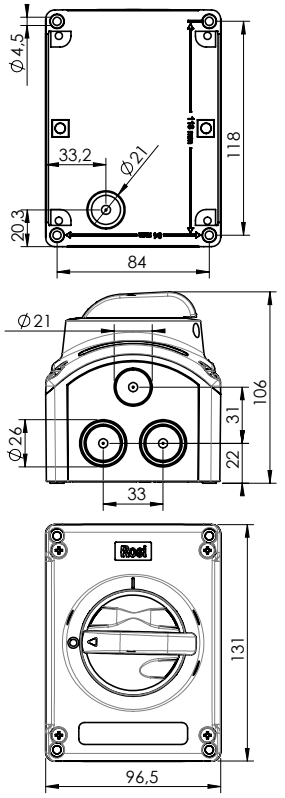

E' possibile realizzare le seguenti manovre in **completa sicurezza**:

It will be possible to do in a safer way the following activities:

Manovra di emergenza
Emergency operations

Comando funzionale
Funtional control

Sezionamento per manutenzione elettrica
Disconnection for electrical maintenance

Sezionamento per manutenzione NON elettrica
Disconnection for NON-electrical maintenance

Dimensioni esterne (BxHxP)	External dimension	96,5 x 131 x 105,53 mm
Peso	Weight	0,150 Kg
Grado di Protezione	Degree of Protection	IP67
Resistenza all'impatto 20°C	Impact resistance	IK08
Temperatura di posa	Laying temperature	- 5°C + 40° C
Temperatura di utilizzo max	Operating temperature	60°C
Resistenza "Glow wire" test	Resistance to "Glow wire" test	650°C
Norme di riferimento	Reference Standards	CEI EN 60947-3
Polarità	Poles	2P - 3P - 4P
Tensione nominale isolamento Ui	Rated insulation voltage	690 V
Tensione nominale tenuta impulsi Uimp	Rated voltage pulses	6 KV
Corrente nominale termica in cassetta Ith	Rated thermal current inside the box Ith	40 A
Corrente condizionale di Corto Circuito	Rated Conditional shot-circuit	10 KA
Frequenza	Frequency	50/60 Hz
Collegamento conduttori flessibili / rigidi mm^2	Connecting flexible / solid conductors mm^2	1,5 - 10 Min / Max

INTERRUTTORE SEZIONATORE
SAFETY SWITCH

SERIE 20
SERIES 20
IP67

• Serie standard
Standard series



REF.	P	A	NOTE NOTES
20.162	2+E	16	-
20.162NP	2+NP+E	16	Solid Neutral
20.163	3+E	16	-
20.163NP	3+NP+E	16	Solid Neutral
20.164	4+E	16	-
20.164NP	4+NP+E	16	Solid Neutral
20.202	2+E	20	-
20.202NP	2+NP+E	20	Solid Neutral
20.203	3+E	20	-
20.203NP	3+NP+E	20	Solid Neutral
20.204	4+E	20	-
20.204NP	4+NP+E	20	Solid Neutral
20.252	2+E	25	-
20.252NP	2+NP+E	25	Solid Neutral
20.253	3+E	25	-
20.253NP	3+NP+E	25	Solid Neutral
20.254	4+E	25	-
20.254NP	4+NP+E	25	Solid Neutral
20.322	2+E	32	-
20.322NP	2+NP+E	32	Solid Neutral
20.323	3+E	32	-
20.323NP	3+NP+E	32	Solid Neutral
20.324	4+E	32	-
20.324NP	4+NP+E	32	Solid Neutral
20.402	2+E	40	-
20.402NP	2+NP+E	40	Solid Neutral
20.403	3+E	40	-
20.403NP	3+NP+E	40	Solid Neutral
20.404	4+E	40	-
20.404NP	4+NP+E	40	Solid Neutral

SERIE 21
SERIES 21
IP67

• Con bloccaporta:meccanismo che impedisce l'apertura del coperchio frontale qualora la manopola si trovi su ON.
With blocking system: this mechanism prevents from cover opening when the current is ON.



REF.	P	A	NOTE NOTES
21.162	2+E	16	-
21.162NP	2+NP+E	16	Solid Neutral
21.163	3+E	16	-
21.163NP	3+NP+E	16	Solid Neutral
21.164	4+E	16	-
21.164NP	4+NP+E	16	Solid Neutral
21.202	2+E	20	-
21.202NP	2+NP+E	20	Solid Neutral
21.203	3+E	20	-
21.203NP	3+NP+E	20	Solid Neutral
21.204	4+E	20	-
21.204NP	4+NP+E	20	Solid Neutral
21.252	2+E	25	-
21.252NP	2+NP+E	25	Solid Neutral
21.253	3+E	25	-
21.253NP	3+NP+E	25	Solid Neutral
21.254	4+E	25	-
21.254NP	4+NP+E	25	Solid Neutral
21.322	2+E	32	-
21.322NP	2+NP+E	32	Solid Neutral
21.323	3+E	32	-
21.323NP	3+NP+E	32	Solid Neutral
21.324	4+E	32	-
21.324NP	4+NP+E	32	Solid Neutral
21.402	2+E	40	-
21.402NP	2+NP+E	40	Solid Neutral
21.403	3+E	40	-
21.403NP	3+NP+E	40	Solid Neutral
21.404	4+E	40	-
21.404NP	4+NP+E	40	Solid Neutral





AVVOLGICAVI INDUSTRIALI
INDUSTRIAL CABLE REELS

Serie 4000 **pag. 98**
Series 4000 pag. 98

Series Metallo **pag. 101**
Metal series pag. 101

Serie PRNP **pag. 102**
Series PRNP pag. 102

PROLUNGHE INDUSTRIALI
EXTENSION CABLE

Serie PR **pag. 103**
Series PR pag. 103

AVVOLGICAVI INDUSTRIALI - SERIE 4000

INDUSTRIAL CABLE REELS - SERIES 4000

- Tecnopolimero ad alta resistenza meccanica
- Supporto mettalico in acciaio zincato
- Fermacavo antistrappo
- Disgiuntore termico riposizionabile manualmente per la protezione contro il sovraccarico di corrente

- Highly resistant material: polypropylene and elastomene
- Zinc-coated metal frame
- Cableclamp to prevent accidental cable pulling
- Thermal cut-out to be manually reactivated to prevent current overload

AVVOLGICAVI
CABLE REELS

IP44

- Spina industriale
  Industrial plug





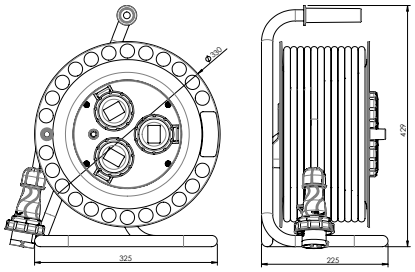

REF	SEZ.CAVO CABLE SECT.	TIPO CAVO CABLE TYPE	m	POTENZA MAX. MAX POWER	TENSIONE VOLTAGE	PRESE SOCKETS	PROTEZIONE PROTECTION
4001	3G2,5	H07RN-F	30	3500W	230V	IND 16A 3P (3x)	Disgiuntore Termico Thermal cut-out
4006	4G2,5	H07RN-F	30	11000W	400V	IND 16A 4P (3x)	Disgiuntore Termico Thermal cut-out
4013	3G2,5	H07RN-F	30	3500W	230V	IND 16A 3P (2x)	MCB 2P 16A
4015	3G2,5	H07RN-F	30	3500W	230V	IND 16A 3P (2x)	RCD 2P 16A
4021	3G2,5	H07RN-F	30	3500W	230V	IND 16A 3P (2X) Schuko biv. (1x)	Disgiuntore Termico Thermal cut-out
4022	3G2,5	H07RN-F	30	3500W	230V	IND 16A 3P (1x) Schuko biv. (2x)	Disgiuntore Termico Thermal cut-out
4051	3G2,5	H07RN-F	25	3500W	230V	IND 16A 3P (2X) Schuko biv. (1x)	Disgiuntore Termico Thermal cut-out

AVVOLGICAVI
CABLE REELS

IP67

- Spina industriale
  Industrial plug





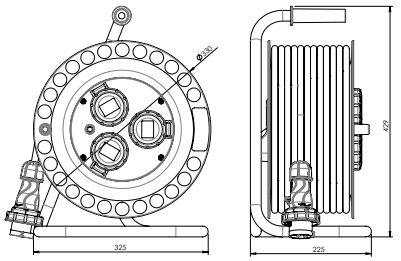

REF	SEZ.CAVO CABLE SECT.	TIPO CAVO CABLE TYPE	m	POTENZA MAX. MAX POWER	TENSIONE VOLTAGE	PRESE SOCKETS	PROTEZIONE PROTECTION
4002	3G2,5	H07RN-F	30	3500W	230V	IND 16A 3P (3x)	Disgiuntore Termico Thermal cut-out
4007	4G2,5	H07RN-F	30	11000W	400V	IND 16A 4P (3x)	Disgiuntore Termico Thermal cut-out
4014	3G2,5	H07RN-F	30	3500W	230V	IND 16A 3P (2x)	MCB 2P 16A
4016	3G2,5	H07RN-F	30	3500W	230V	IND 16A 3P (2x)	RCD 2P 16A
4018	5G2,5	H07RN-F	25	3500W	400V	IND 16A 5P (2x)	Disgiuntore Termico Thermal cut-out

Per dettagli sul prodotto, i poli e la tensione vedere pag.17 . Per le "h" vedere pag.11
For futher details on products, poles and voltage go to page 17. For info on "h" go to page 11.

AVVOLGICAVI
CABLE REELS
IP20

• Spina domestica
Domestic plug



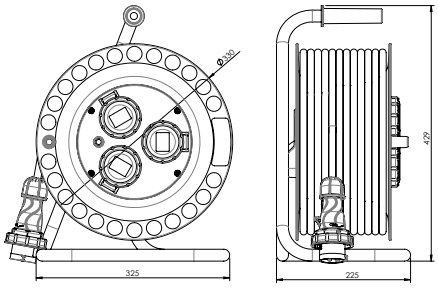

REF	SEZ.CAVO CABLE SECT.	TIPO CAVO CABLE TYPE	m	POTENZA MAX. MAX POWER	TENSIONE VOLTAGE	PRESE SOCKETS	PROTEZIONE PROTECTION
4091	3G2,5	H07RN-F	30	3500W	230V	Schuko biv. (4x)	Disgiuntore Termico Thermal cut-out
4092	3G1,5	H05VV-F	40	3500W	230V	Schuko biv. (4x)	Disgiuntore Termico Thermal cut-out
4093	3G1,5	H05VV-F	50	3500W	230V	Schuko biv. (4x)	Disgiuntore Termico Thermal cut-out
4094	3G2,5	H05VV-F	40	3500W	230V	Schuko biv. (4x)	Disgiuntore Termico Thermal cut-out
4095	3G1,5	H05VV-F	25	3500W	230V	Schuko biv. (4x)	Disgiuntore Termico Thermal cut-out

AVVOLGICAVI
CABLE REELS
IP67

Per altre configurazioni, contattare il produttore.
Should you need different configurations, please ask the manufacturer.

• Spina Schuko industriale
Industrial Schuko plug



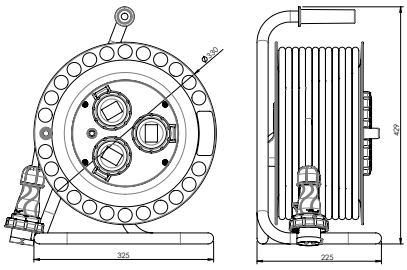

REF	SEZ.CAVO CABLE SECT.	TIPO CAVO CABLE TYPE	m	POTENZA MAX. MAX POWER	TENSIONE VOLTAGE	PRESE SOCKETS	PROTEZIONE PROTECTION
4054	3G1,5	H07RN-F	25	3500W	230V	Schuko IP67 (4x)	Disgiuntore Termico Thermal cut-out
4055	3G1,5	H07RN-F	50	3500W	230V	Schuko IP67 (4x)	Disgiuntore Termico Thermal cut-out

Per dettagli sul prodotto, i poli e la tensione vedere pag.17 . Per le "h" vedere pag.11
For futher details on products, poles and voltage go to page 17. For info on "h" go to page 11.

AVVOLGICAVI VUOTI
EMPTY CABLE REELS



Freno regolabile per svolgimento cavo
Adjustable brake for cable reeling



Tamburo completamente stagno con guarnizione interna anche alle viti di chiusura
Totally watertight support with internal screw

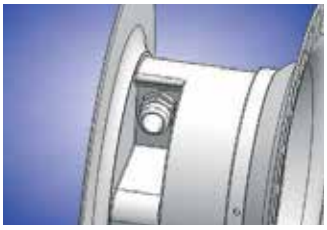

Uscita cavo obliqua per accompagnare il cavo all'avvolgimento
Cable exit to help the cable reeling

REF.	DESCRIZIONE	DESCRIPTION
4003	Avvolgicavo vuoto con disco montato con 3 prese industriali 16A 3P 230V IP44 e disgiuntore termico da cablare	Empty cable reel with 3 sockets 16A 3P 230V IP44 and thermal cut-out to be wired
4004	Avvolgicavo vuoto con disco montato con 3 prese industriali 16A 3P 230V IP67 e disgiuntore termico da cablare	Empty cable reel with 3 sockets 16A 3P 230V IP67 and thermal cut-out to be wired
4005	Avvolgicavo vuoto con disco e cavalletto	Empty cable reel with disk and metal frame
4008	Avvolgicavo vuoto con disco montato con 3 prese industriali 16A 4P 400V IP44 e disgiuntore termico da cablare	Empty cable reel with 3 sockets 16A 4P 400V IP44 and thermal cut-out to be wired
4009	Avvolgicavo vuoto con disco montato con 3 prese industriali 16A 4P 400V IP67 e disgiuntore termico da cablare	Empty cable reel with 3 sockets 16A 4P 4000V IP67 and thermal cut-out to be wired
4092SC	Avvolgicavo vuoto con disco montato con 4 prese schuko bivalenti 10/16A 3P 250V IP20 e disgiuntore termico da cablare	Empty cable reel with 4 bivalent schuko sockets 10/16A 3P 250V IP20 and thermal cut-out to be wired

Per dettagli sul prodotto, i poli e la tensione vedere pag.17 . Per le "h" vedere pag.11
For futher details on products, poles and voltage go to page 17. For info on "h" go to page 11.

AVVOLGICAVI
CABLE REELS

IP20

- Dispositivo di protezione
  Safety cut-out
- Supporto metallico
  Metal frame
- Spina Italia 16A 2P+T 250V
  Italian plug 16A 2P+T 250V



REF	SEZ.CAVO CABLE SECT	TIPO CAVO CABLE TYPE	m		TENSIONE VOLTAGE	PRESE SOCKETS	
RS71551	3G1,5	H05VV-F	25	3500W	250V	4 Schuko biv. 10/16A 3P	1
RS71552	3G1,5	H05VV-F	40	3500W	250V	4 Schuko biv. 10/16A 3P	1
RS71592	3G1,5	H05VV-F	50	3500W	250V	4 Schuko biv. 10/16A 3P	1
RS71607	3G2,5	H05VV-F	25	3500W	250V	4 Schuko biv. 10/16A 3P	1
RS71608	3G2,5	H05VV-F	40	3500W	250V	4 Schuko biv. 10/16A 3P	1
RS71556	3G1,5	H07RN-F	25	3500W	250V	4 Schuko biv. 10/16A 3P	1
RS71594	3G1,5	H07RN-F	40	3500W	250V	4 Schuko biv. 10/16A 3P	1



REF.	DESCRIZIONE	DESCRIPTION	
RS71590	Avvolgicavo senza cavo con: • Supporto metallico provvisto di manopola • Tamburo in metallo per avvolgimento cavo 280 mm, • Adatto per massimo 50 mt di cavo H05VV-F 3G1,5 • Dispositivo di protezione	Empty cable reel with: • Metal frame with handle • Metal drum (280 mm) • Suitable for max 50m. cable H05VV-F 3G1,5 • Safety cut-out	1

Per dettagli sul prodotto, i poli e la tensione vedere pag.17 . Per le "h" vedere pag.11
For futher details on products, poles and voltage go to page 17. For info on "h" go to page 11.

AVVOLGICAVI CABLE REELS IP44

- Supporto in ferro zincato
- Zinc-coated iron frame

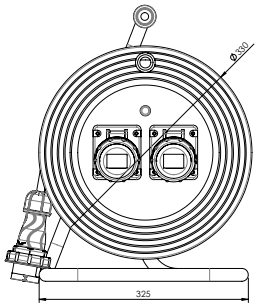



REF	SEZ.CAVO CABLE SECT.	TIPO CAVO CABLE TYPE	m	POTENZA MAX. MAX POWER	TENSIONE VOLTAGE	PRESE SOCKETS	SPINA PLUG
PRNP93255	3G2,5	H07RN-F	25	3500W	230V	IND 16A 3P (2x)	1 IND 16A 3P
PRNP93305	3G2,5	H07RN-F	30	3500W	230V	IND 16A 3P (2x)	1 IND 16A 3P
PRNP93405	3G2,5	H07RN-F	40	3500W	230V	IND16A 3P (2x)	1 IND 16A 3P
PRNP95257	4G2,5	H07RN-F	25	11000W	400V	IND 16A 4P (2x)	1 IND 16A 4P
PRNP95307	4G2,5	H07RN-F	30	11000W	400V	IND 16A 4P (2x)	1 IND 16A 4P
PRNP97209	5G2,5	H07RN-F	20	11000W	400V	IND 16A 5P (2x)	1 IND 16A 5P
PRNP97259	5G2,5	H07RN-F	25	11000W	400V	IND 16A 5P (2x)	1 IND 16A 5P
PRNP93504S⏚	3G1,5	H05VV-F	50	3500W	230V	IND 16A 3P (2x) Schuko (1x)	1 IND 16A 3P
PRNP93254S⏚	3G1,5	H05VV-F	25	3500W	230V	IND 16A 3P (2x) Schuko (1x)	1 IND 16A 3P
PRNP93255S⏚	3G2,5	H07RN-F	25	3500W	230V	IND 16A 3P (2x) Schuko (1x)	1 IND 16A 3P

AVVOLGICAVI CABLE REELS IP55

- Supporto in ferro zincato
- Zinc-coated iron frame

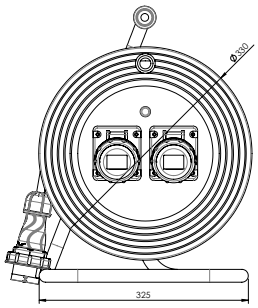



REF	SEZ.CAVO CABLE SECT.	TIPO CAVO CABLE TYPE	m	POTENZA MAX. MAX POWER	TENSIONE VOLTAGE	PRESE SOCKETS	SPINA PLUG
PRNP83255	3G2,5	H07RN-F	25	3500W	230V	IND 16A 3P (2x)	1 IND 16A 3P
PRNP83305	3G2,5	H07RN-F	30	3500W	230V	IND 16A 3P (2x)	1 IND 16A 3P
PRNP83405	3G2,5	H07RN-F	40	3500W	230V	IND 16A 3P (2x)	1 IND 16A 3P
PRNP83505⏚	3G2,5	H07RN-F	50	3500W	230V	IND 16A 3P (4x)	1 IND 16A 3P

Per dettagli sul prodotto, i poli e la tensione vedere pag.17 . Per le "h" vedere pag.11
For futher details on products, poles and voltage go to page 17. For info on "h" go to page 11.

PROLUNGHE INDUSTRIALI - SERIE PR

INDUSTRIAL EXTENSION CABLE - PR SERIES

- Prolunghe per collegamento mobile con cavo elettrico in gomma neoprene H07RN-F (rispetto delle norme CEI 64-8 V7 per cantiere)
- Presa e spina 16A IP44 e IP67.
- Adatte per lavori in cantieri di demolizioni e di costruzioni
- Resistenti allo schiacciamento, agli urti e all'acqua
- Flessibilissime anche a basse temperature
- Indicate per posa mobile

- Extension cables for mobile connection with neoprene cable H07RN-F (according to the Standard CEI 64-8 V7 for building sites)
- Plugs and sockets 16A IP44 e IP67.
- Suitable for works in demolition and building sites.
- Resistant to crushing, impacts and water.
- Flexible at low temperature.
- Reccomended use: moving laying

PROLUNGHE INDUSTRIALI
IND. EXTENSION CABLES

IP44



REF.	m CAVO m CABLE	SEZIONE SECTION	CAVO CABLE	PRESA E SPINA SOCKET AND PLUG
PR10MTN9213	10	3G2,5	H07RN-F	16A 3P 230V
PR20MTN9213	20	3G2,5	H07RN-F	16A 3P 230V
PR25MTN9213	25	3G2,5	H07RN-F	16A 3P 230V
PR30MTN9213	30	3G2,5	H07RN-F	16A 3P 230V
PR10MTN9214	10	4G2,5	H07RN-F	16A 4P 400V
PR20MTN9214	20	4G2,5	H07RN-F	16A 4P 400V
PR25MTN9214	25	4G2,5	H07RN-F	16A 4P 400V
PR30MTN9214	30	4G2,5	H07RN-F	16A 4P 400V
PR10MTN9215	10	5G2,5	H07RN-F	16A 5P 400V
PR20MTN9215	20	5G2,5	H07RN-F	16A 5P 400V
PR25MTN9215	25	5G2,5	H07RN-F	16A 5P 400V
PR30MTN9215	30	5G2,5	H07RN-F	16A 5P 400V

PROLUNGHE INDUSTRIALI
IND. EXTENSION CABLE

IP67



REF.	m CAVO m CABLE	SEZIONE SECTION	CAVO CABLE	PRESA E SPINA SOCKET AND PLUG
PR10MTN8213	10	3G2,5	H07RN-F	16A 3P 230V
PR20MTN8213Ⓗ	20	3G2,5	H07RN-F	16A 3P 230V
PR25MTN8213Ⓗ	25	3G2,5	H07RN-F	16A 3P 230V
PR30MTN8213Ⓗ	30	3G2,5	H07RN-F	16A 3P 230V
PR10MTN8214	10	4G2,5	H07RN-F	16A 4P 400V
PR20MTN8214Ⓗ	20	4G2,5	H07RN-F	16A 4P 400V
PR25MTN8214	25	4G2,5	H07RN-F	16A 4P 400V
PR30MTN8214	30	4G2,5	H07RN-F	16A 4P 400V
PR10MTN8215	10	5G2,5	H07RN-F	16A 5P 400V
PR20MTN8215	20	5G2,5	H07RN-F	16A 5P 400V
PR25MTN8215	25	5G2,5	H07RN-F	16A 5P 400V
PR30MTN8215	30	5G2,5	H07RN-F	16A 5P 400V

Per dettagli sul prodotto, i poli e la tensione vedere pag.17 . Per le "h" vedere pag.11
For futher details on products, poles and voltage go to page 17. For info on "h" go to page 11.





FARETTI
SPOTLIGHTS

Faretti a LED **pag. 106**
LED spotlights pag. 106

Faretti alogeni **pag. 106**
Halogen spotlight pag. 106

Lampada da officina **pag. 107**
Portable lamp pag. 107

FARETTI A LED
LED SPOTLIGHTS

• Con un semplice click si può connettere al vostro telefono per chiamare e ascoltare la musica
With just a click it easly connects to your mobile phone and you can make calls or listen to the music



REF.	DESCRIZIONE DESCRIPTION	WATT	SPINA PLUG	IP FARETTO IP SPOTLIGHT	
RSH41B	Proiettore portatile a LED con speaker bluetooth integrato Portable LED spotlight with bluetooth	30W	Schuko IP44	44	1



REF. RSH44



REF. RSH43



REF. RSH42



REF. RSH41

REF.	DESCRIZIONE DESCRIPTION	WATT	SPINA PLUG	IP FARETTO IP SPOTLIGHT	
RSH41	Proiettore portatile a LED LED Spotlight	30W	Schuko IP44	65	1
RSH42	Proiettore portatile a LED LED Spotlight	50W	Schuko IP44	65	1
RSH43	Proiettore portatile a LED LED Spotlight	80W	Schuko IP44	65	1
RSH44	Proiettore portatile a LED LED Spotlight	100W	Schuko IP44	65	1
RSH45	Proiettore portatile a LED LED Spotlight	30W	IND. IP67	65	1
RSH46	Proiettore portatile a LED LED Spotlight	50W	IND. IP67	65	1
RSH47	Proiettore portatile a LED LED Spotlight	80W	IND. IP67	65	1
RSH48	Proiettore portatile a LED LED Spotlight	100W	IND. IP67	65	1

LAMPADA DA OFFICINA
PORTABLE LAMP



REF.	DESCRIZIONE DESCRIPTION	WATT	CAVO CABLE	SPINA PLUG		PACKAGING
RS2431	Lampada portatile E27 con gabbia metallica zincata Interruttore 220-240V 50Hz Portable lamp E27 with zinc-coated metal structure, switch 220-240V 50Hz	max 60W	10 mt H05VV-F 2x 0,75	S11 2P 10A	1/30	Sacch. e cav. Hang hole bag

FARETTI ALOGENI
HALOGEN SPOTLIGHTS



REF.	DESCRIZIONE DESCRIPTION	WATT	CAVO CABLE	SPINA PLUG	IP FARETTO IP SPOTLIGHT	
RSH20	Faretto alogeno Halogen spotlight	400W	H05RN-F 3G1	Schuko IP44	54	1
RSH21	Faretto alogeno Halogen spotlight	400W	H05RN-F 3G1	Ind. 3P 16A IP44	54	1



REF.	DESCRIZIONE DESCRIPTION	WATT	SPINA PLUG	IP FARETTO IP SPOTLIGHT	
RS73630	Treppiedi telescopico con fari alogeni Telescopic tripod with halogen spotlights	2x400W	Schuko IP44	54	1

LAMPADINE ALOGENE DI RICAMBIO
LIGHT BULBS FOR REPLACEMENT

REF.	DESCRIZIONE DESCRIPTION	WATT
RS2345	Lampadina alogena Halogen light bulb	400W
RS2356	Lampadina alogena Halogen light bulb	1000W


1
1
2
2



QUADRI ACS DA CANTIERE
ACS PANELS FOR BUILDING SITE

Quadri mobili pag. 110
Mobile panels pag. 110

Quadri fissi pag. 113
Fixed panels pag. 113

Serie 3000 pag. 114
Series 3000 pag. 114

Serie 3000E pag. 118
Series 3000E pag. 118

QUADRI ASD
ASD PANELS

Quadri ASD fissi pag. 120
Fixed ASD panels pag. 120

QUADRI VUOTI E ACCESSORI
EMPTY PANELS AND ACCESSORIES

Quadri vuoti ciechi pag. 122
Blind empty panels pag. 122

Quadri vuoti preforati pag. 126
Empty panels with holes pag. 126

Accessori pag. 130
Accessories pag. 130

CONTENITORI TERMOPLASTICI
THERMOPLASTIC ENCLOSURES

Contenitori termoplastici pag. 132
Thermoplastic enclosures pag. 132

Accessori pag. 133
Accessories pag. 133

QUADRI ACS CON 3 PRESE
ACSPANELS WITH 3 SOCKETS

IP55



REF.	PRESE SOCKETS		DIFF. MT Idn 0.03	COLLEGAMENTI CONNECTION		POTENZA POWER	EMERG.
	16A 4P 400V	16A 3P 230V		CAVO CABLE	SPINA PLUG		
2260Ⓗ	-	3	2P 16A	3G2,5	16A 3P	3KW 230V	-
2261	3	-	4P 16A	4G2,5	16A 4P	9KW 400V	-
2262	2	1	4P 16A	5G2,5	16A 5P	9KW 400V 3KW 230V	-
2263	1	2	4P 16A	5G2,5	16A 5P	3KW 230V 9KW 400V	-

QUADRI ASC CON 4 PRESE
ASC PANELS WITH 4 SOCKETS

IP55





REF.	PRESE SOCKETS			DIFF. MT Idn 0.03	COLLEGAMENTI CONNECTION		POTENZA POWER	EMERG.
	16A 5P 400V	16A 4P 400V	16A 3P 230V		CAVO CABLE	SPINA PLUG		
2240Ⓗ	-	-	4	2P 16A	3G2,5	16A 3P	3KW 230V	-
2241	-	-	4	2P 16A	3G2,5	16A 3P	3KW 400V	✓
2242Ⓗ	-	2	2	4P 16A	5G2,5	16A 5P	9KW 400V 3KW 230V	-
2243	-	2	2	4P 16A	5G2,5	16A 5P	9KW 400V 3KW 230V	✓
2244	-	4	-	3P 16A	4G2,5	16A 4P	9KW	-
2245	-	4	-	3P 16A	4G2,5	16A 4P	9KW	✓
2246	2	2	-	4P 16A	5G2,5	16A 5P	9KW 400V 3KW 230V	-
2247	2	2	-	4P 16A	5G2,5	16A 5P	9KW 400V 3KW 230V	✓
2248	2	-	2	4P 16A	5G2,5	16A 5P	9KW 400V 3KW 230V	-
2249	2	-	2	4P 16A	5G2,5	16A 5P	9KW 400V 3KW 230V	✓

• Per avere i prodotti ocn il cavalletto aggiungere una "C" al codice.
Should you need the version with frame, just add a "C" to the standard code.

Per dettagli sul prodotto, i poli e la tensione vedere pag.17 . Per le "h" vedere pag.11
For futher details on products, poles and voltage go to page 17. For info on "h" go to page 11.

QUADRI ACS CON 4 PRESE
ACS PANELS WITH 4 SOCKETS

IP55



REF.	PRESE SOCKETS			DIFF. MT Idn 0.03	COLLEGAMENTI CONNECTION		POTENZA POWER	EMERG.
	16A 5P 400V	16A 4P 400V	16A 3P 230V		CAVO CABLE	SPINA PLUG		
2240E®	-	-	4	2P 16A	3G2,5	16A 3P	3KW 230V	-
2242E	-	2	2	4P 16A	5G2,5	16A 3P	9KW 400V 3KW 230V	-

QUADRI ACS CON 6 PRESE
ACS PANELS WITH 6 SOCKETS

IP55



REF.	PRESE SOCKETS				DIFF. MT Idn 0.03	CAVO CABLE	SPINA PLUG	POTENZA POWER	EMERG.
	16A 5P 400V	16A 4P 400V	16A 3P 230V	Schuko biv.					
2275	-	3	3	-	1x4P 16A	5G2,5	16A 5P	9KW 400V 3KW 230V	-
2276	2	2	2	-	1x4P 16A	5G2,5	16A 5P	9KW 400V 3KW 230V	-
2277	1	2	2	1	1x4P 16A	5G2,5	16A 5P	9KW 400V 3KW 230V	-
2278	1	1	2	2	1x4P 16A	5G2,5	16A 5P	9KW 400V 3KW 230V	-
2279	-	-	6	-	2x2P 16A	3G2,5	16A 3P	3KW 230V	-
2280	-	6	-	-	1x4P 16A	4G2,5	16A 4P	9KW 380V	-
2281	-	3	3	-	1x4P 16A	5G2,5	16A 5P	9KW 400V 3KW 230V	✓
2282	2	2	2	-	1x4P 16A	5G2,5	16A 5P	9KW 400V 3KW 230V	✓
2283	1	2	3	-	1x4P 16A	5G2,5	16A 5P	9KW 400V 3KW 230V	✓
2284	-	-	6	-	2x2P 16A	3G2,5	16A 3P	3KW 230V	✓
2285	-	6	-	-	1x4P 16A	4G2,5	16A 4P	9KW 400V	✓
2286	-	4	2	-	1x4P 16A	5G2,5	16A 5P	9KW 400V 3KW 230V	✓
2287	-	1	5	-	1x4P 16A	5G2,5	16A 5P	9KW 400V 3KW 230V	-
2288	1	2	3	-	1x4P 16A	5G4	16A 5P	9KW 400V 3KW 230V	-
2289	-	2	4	-	1x4P 16A	5g2,5	16A 5P	9KW 400V 3KW 230V	-

• Per avere i prodotti ocn il cavalletto aggiungere una "C" al codice.
Should you need the version with frame, just add a "C" to the standard code.

QUADRI ACS CON 4 PRESE
ACS PANELS WITH 4 SOCKETS

IP55

- Serie 14 - Prese interbloccate
- Series 14 - Interlocked sockets



REF.	PRESE SOCKETS					DIFF. Idn 0.03	PROTEZIONE PROTECTION			CAVO CABLE	SPINA PLUG	POTENZA POWER	EMERG.
							MT / MCB						
	32A 5P 400V	32A 4P 400V	16A 5P 400V	16A 4P 400V	16A 3P 230V		4P	3P	2P				
2200	-	-	-	-	4	2P 25A	-	-	4	3G2,5	16A 3P	3KW 230V	-
2201®	-	-	-	-	4	2P 25A	-	-	4	3G2,5	16A 3P	3KW 230V	✓
2202	-	-	-	2	2	4P 25A	-	1	1	5G2,5	16A 5P	9KW 400V 3KW 230V	-
2203	-	-	-	2	2	4P 25A	-	1	1	5G2,5	16A 5P	9KW 400V 3KW 230V	✓
2204	-	-	1	1	2	4P 25A	1	1	1	5x2,5	16A 5P	9KW 400V 3KW 230V	-
2205	-	-	1	1	2	4P 25A	1	1	1	5x2,5	16A 5P	9KW 400V 3KW 230V	✓
2206	-	-	-	-	4	2P 40A	-	-	4	3G6	32A 3P	6KW 230V	-
2207	-	-	-	-	4	2P 40A	-	-	4	3G6	32A 3P	6KW 230V	✓
2208	-	-	-	2	2	4P 40A	-	1	1	5G6	32A 5P	18KW 400V 6KW 230V	-
2209	-	-	-	2	2	4P 40A	-	1	1	5G6	32A 5P	18KW 400V 6KW 230V	✓
2210	-	-	1	1	2	4P 40A	1	1	1	5G6	32A 5P	18KW 400V 6KW 230V	-
2211	-	-	1	1	2	4P 40A	1		1	5G6	32A 5P	18KW 400V 6KW 230V	✓
2212	-	1	-	1	2	4P 40A	-	1 16A 1 32A	1	5G6	32A 5P	18KW 400V 6KW 230V	-
2213	-	1	-	1	2	4P 40A	-	1 16A 1 32A	1	5G6	32A 5P	18KW 400V 6KW 230V	✓
2214	1	-	-	1	2	4P 40A	1 32A	1	1	5G6	32A 5P	18KW 400V 6KW 230V	-
2215	1	-	-	1	2	4P 40A	1 32A	1	1	5G6	32A 5P	18KW 400V 6KW 230V	✓

- Per avere i prodotti ocn il cavalletto aggiungere una "C" al codice.
  Should you need the version with frame, just add a "C" to the standard code.

Per dettagli sul prodotto, i poli e la tensione vedere pag.17 . Per le "h" vedere pag.11
For futher details on products, poles and voltage go to page 17. For info on "h" go to page 11.

Quadri di distribuzione da parete, cablati in fabbrica secondo la norma CEI EN 60439-1 e CEI EN 60439-4 composti da:
- Quadro esterno in ABS di colore griglio RAL7035
- IP55 e resistente agli urti meccanici
- Staffe per il fissaggio a parete
- Interruttori automatici Differenziali Magnetotermici
- Prese industriali interbloccate Serie 14 IP67
- Alimentazione a morsettiera
- Terra esterna e pulsante di emergenza

These panels are wired according to the Standard CEI EN 60439-1 ; CEI EN 60439-4 and they are composed of:
- External panel in ABS, color grey RAL7035
- IP55 and resistant to mechanical impacts.
- Automatic,differential, thermal-magnetic switches
- Panel industrial interlocked sockets Series 14 IP67
- Connection with 2 m H07RN-F cable and movable industrial plug IP67
- Terminal bar connection (optional)
- External earth connection or emergengy push-button (both optional)

QUADRI ACS CON 4 PRESE
ACS PANELS WITH 4 SOCKETS

IP55

- Staffe di fissaggio a parete
  Wall Clips
- Pulsante di emergenza
  Emergency push button
- Terra esterna
  External earth







REF.	PRESE SOCKETS			DIFF. 30mA 2P 25A	DIFF. 30mA 2P 40A	DIFF. 30mA 4P 40A	MT 16A	POTENZA POWER	EMERG.
	16A 5P 400V	16A 4P 400V	16A 3P 230V						
2201S⏻	-	-	4 interbloccate *interlocked*	-	1	-	1 ogni 2 prese	6KW 230V	✓
2202S	-	2 interbloccate *interlocked*	2 interbloccate *interlocked*	-	-	1	1 ogni 2 prese	12KW 400V	✓
2203S	-	1 interbloccate *interlocked*	3 interbloccate *interlocked*	-	-	1	1 dopo 3 prese 3P 1 dopo 1 presa 4P	12KW 400V	✓
2240MTS	-	-	4	-	1	-	4	6KW 230V	✓
2242MTS	-	2	2	-	-	1	1 ogni 2 prese	12KW 400V	✓

Per dettagli sul prodotto, i poli e la tensione vedere pag.17 . Per le "h" vedere pag.11
For futher details on products, poles and voltage go to page 17. For info on "h" go to page 11.

SERIE 3000

RANGE DI CORRENTE: da 16A a 125A

CURRENT RANGE from 16A to 125A

Creato per soddisfare tutte le esigenze di distribuzione dell'energia elettrica nei cantieri di qualsiasi genere

It meets all the demands for electricity distribution in every kind of building site.





Totalmente stampato con materiali ad alta resistenza agli urti meccanici

Totally made of highly resistant materials against mechanical crushes

La struttura del quadro è divisa in due parti:
1- Fondo
2- Sportelli

Its structure is composed as follows:
1- Housing
2- Doors



REF. 3100Cav

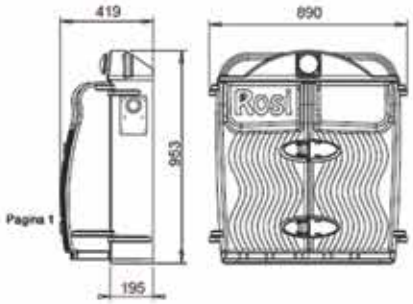

FINO 12 UNITÀ

UP TO 12 UNITS

Design and Quality ROSI

Dimensioni esterne (B*H*P)	External size	890x953x149 mm
Peso	Weight	18 Kg
Caratteristica materiale	Material	Polietilene (HB UL94)
Grado di protezione	Protection degree	Varia a seconda dei componenti interni installati It changes depending on the internal components
Resistenza a impatto	Crush resistance	IK09
Stabilità dimensionale, range	Dimensional stability	-25 +80° C
Resistenza filo incandescente	Glow wire test resistance	650°C
Norme	Rules	CEI EN 60439-1 CEI EN 60439-4
Dichiarazione CE	CE declaration	✓
Schemi elettrici	Electrical schemes	✓

Quadri ACS 5 prese interbloccate con interruttore magnetotermico ripristinabile per ogni presa (serie 16) IP55
ASC panels with 5 interlocked sockets with MBC reactivable for every socket (series 16) IP55

REF.	Spina 5P 32A	Spina 5P 63A	P.E.	Morsettiera Terminal bar	Prese Interbloccate Interlocked sockets								Protezione in uscita Exit protection							Collegamenti Connection		
					16A			32A			63A		16A MT			32A MT			63A MT	MT GEN 6KA C	DIFF. GEN 30 mA AC	POTENZA Kw
					3P	4P	5P	3P	4P	5P	4P	5P	2P	3P	4P	2P	3P	4P	4P			
3150	-	-	1	1	2	2	-	-	1	-	-	-	2	2	-	-	1	-	-	1 63A	1 63A	35Kw
3151	-	-	1	1	3	1	-	-	1	-	-	-	3	1	-	-	1	-	-	1 63A	1 63A	35Kw
3152	-	-	1	1	2	2	-	-	-	1	-	-	2	2	-	-	-	1	-	1 63A	1 63A	35Kw
3153	-	-	1	1	2	2	1	-	-	1	-	-	2	2	1	-	-	1	-	1 63A	1 63A	35Kw
3154	-	-	1	1	2	2	-	1	-	-	-	-	2	2	-	1	-	-	-	1 63A	1 63A	35Kw
3155	-	-	1	1	2	2	-	-	-	-	-	1	2	2	-	-	-	-	1	-	2 63A	70Kw
3156	1	-	1	-	4	-	1	-	-	-	-	-	4	-	1	-	-	-	-	1 32A	1 32A	35Kw
3157	-	-	1	1	1	2	-	1	1	-	-	-	1	2	-	1	1	-	-	1 63A	1 63A	35Kw
3158	-	1	1	-	3	1	-	-	-	1	-	-	3	1	-	-	-	1	-	1 63A	1 63A	35Kw
3159	-	1	1	-	3	1	-	-	1	-	-	-	3	1	-	-	1	-	-	1 63A	1 63A	35Kw
3160	-	-	1	1	2	-	1	-	-	1	-	1	1	-	1	-	-	1	1	-	2 63A	70Kw
3161	-	-	1	1	5	-	-	-	-		-	-	5	-	-	-	-	-	-	1 63A	1 63A	35Kw
3162	-	-	1	1	2	2	-	-	-	1	-	-	2	1	-	-	-	-	-	1 63A	1 63A	35Kw
3163	-	-	1P	1	2	-	2	-	-	1	-	-	2	-	2	-	-	-	-	1 63A	1 63A	35Kw

Quadri ACS 5 prese interbloccate con interruttore sezionatore e fusibili (serie 16) IP55
ASC panels with 5 interlocked sockets with switch disconnector and fuse (series 16) IP55

REF.	Spina 5P 32A	Spina 5P 63A	P.E.	Morsettiera Terminal bar	Prese Interbloccate Interlocked sockets								Protezione in uscita Exit protection							Collegamenti Connection		
					16A			32A			63A		16A MT			32A MT			63A MT	MT GEN 6KA C	DIFF. GEN 30 mA AC	POTENZA Kw
					3P	4P	5P	3P	4P	5P	4P	5P	2P	3P	4P	2P	3P	4P	4P			
3100	-	-	1	1	2	2	-	-	1	-	-	-								1 63A	1 63A	35Kw
3101	-	-	1	1	5	-	-	-	-	-	-	-								1 63A	1 63A	15Kw
3102	-	-	1	1	3	1	-	-	-	1	-	-								1 63A	1 63A	35Kw
3103	-	-	1	1	3	1	1	-	-	-	-	-								1 63A	1 63A	35Kw
3104	-	-	1	1	3	1	-	-	1	-	-	-								1 63A	1 63A	35Kw
3105	-	-	1	1	2	2	1	-	-	-	-	-								1 63A	1 63A	35Kw
3106	-	-	1	1	3	-	1	-	-	1	-	-								1 63A	1 32A	35Kw
3107	-	-	1	1	3	2	-	-	-	-	-	-								1 63A	1 63A	35Kw
3108	-	-	1	1	2	2	-	-	-	1	-	-								1 63A	1 63A	35Kw
3109	-	-	1	1	4	-	-	-	-	1	-	-								1 63A	1 63A	35Kw
3110	-	-	1	1	1	2	-	-	1	-	-	1								-	2 63A	70Kw
3111	-	-	1	1	1	3	-	-	1	-	-	-								1 63A	1 63A	35Kw
3112	-	-	1	1	4	1	-	-	-	-	-	-								1 63A	1 63A	35Kw
3113	-	-	1	1	2	1	-	-	1	-	-	1								2 63A	2 63A	50Kw
3114	-	-	1	1	3	-	-	-	1	1	-	-								1 63A	1 63A	35Kw
3115	-	1	1	-	3	1	-	-	-	1	-	-								1 63A	1 63A	35Kw
3116	-	-	1	1	2	2	-	-	-	-	-	1								1 63A	1 63A	35Kw
3117	-	-	1	1	2	1	-	-	-	1	-	1								2 63A	2 63A	70Kw
3118	-	-	1	1	2	-	2	-	-	1	-	-								1 63A	1 63A	35Kw
3119	-	-	1	1	1	-	3	-	-	1	-	-								1 63A	1 63A	35Kw
3120	-	-	1	1	1	-	2	-	-	2	-	-								1 63A	1 63A	35Kw

Per dettagli sul prodotto, i poli e la tensione vedere pag.17 . Per le "h" vedere pag.11
For futher details on products, poles and voltage go to page 17. For info on "h" go to page 11.

REF.	Spina 5P 32A	Spina 5P 63A	P.E.	Morsettiera Terminal bar	Prese Interbloccate Interlocked sockets								Protezione in uscita Exit protection							Collegamenti Connection			N° Prese Socket
					16A			32A			63A		16A MT			32A MT			63A MT	MT GEN 6KA C	DIFF. GEN 30 mA AC	POTENZA Kw	
					3P	4P	5P	3P	4P	5P	4P	5P	2P	3P	4P	2P	3P	4P	4P				
3200E	1	-	1	-	3	2	-	-	-	1	-	-	3	1	-	-	-	-	-	1 32A	1 32A	18Kw	6
3201E	1	-	1	-	3	1	-	-	-	1	-	-	3	1	-	-	-	-	-	1 32A	1 32A	18Kw	6
3202E	1	-	1	-	4	1	-	-	-	1	-	-	4	1	-	-	-	-	-	1 32A	1 32A	18Kw	6
3203E	1	-	1	-	3	2	-	-	-	1	-	-	3	1	-	-	-	-	-	1 32A	1 32A	18Kw	6
3204E	1	-	1	-	2	2	1	-	-	1	-	-	2	-	2	-	-	-	-	1 32A	1 32A	18Kw	6
3205E	1	-	1	-	2	2	-	1	-	1	-	-	2	2	-	-	-	-	-	1 32A	1 32A	18Kw	6
3206E	-	-	1	1	3	-	2	-	-	1	-	-	3	-	1	-	-	1	-	1 63A	1 63A	35Kw	6
3207E	-	-	1	1	2	-	-	-	-	2	-	1	2	-	-	-	-	2	1	1 100A	-	55Kw	6
3208E	-	1	1	1	3	2	-	-	1	-	-	-	3	1	-	-	1	-	-	-	1 63A	35Kw	6
3209E	-	-	1	1	4	2	1	-	-	1	-	-	4	1	1	-	-	1	-	1 63A	1 63A	35Kw	8
3210E	-	-	1	1	3	3	1	-	-	-	-	-	3	1	1	-	-	1	-	1 63A	1 63A	35Kw	8
3211E	-	-	1	1	4	4	-	-	-	-	-	-	4	2	-	-	-	-	-	1 63A	1 63A	35Kw	8
3212E	-	-	1	1	3	3	-	-	1	1	-	-	3	1	-	-	1	1	-	1 63A	1 63A	35Kw	8
3213E	-	-	1	1	4	2	1	-	1	-	-	-	4	1	1	-	1	-	-	1 63A	1 63A	35Kw	8
3214E	-	-	1	1	3	3	-	1	-	1	-	-	3	3	-	1	-	1	-	1 63A	1 63A	35Kw	8
3215E	-	1	1	1	5	-	2	-	-	1	-	-	3	-	1	-	-	1	-	1 63A	1 63A	35Kw	8
3216E	-	-	1	1	3	2	-	-	-	2	-	1	3	2	-	-	-	2	-	1 63A	1 63A	35Kw	8
3217E	-	1	1	1	4	2	-	-	1	1	-	-	4	2	-	-	1	1	-	1 100A	-	35Kw	8
3218E	-	1	1	-	4	2	1	-	-	1	-	-	4	1	1	-	-	1	-	1 63A	1 63A	35Kw	8
3219E	-	1	1	-	3	3	1	-	-	1	-	-	3	1	1	-	-	1	-	1 63A	1 63A	35Kw	8
3220E	-	1	1	-	4	4	-	-	-		-	-	4	2	-	-	-	-	-	1 63A	1 63A	35Kw	8
3221E	-	1	1	-	3	3	-	-	1	1	-	-	3	1	-	-	1	1	-	1 63A	1 63A	35Kw	8
3222E	-	1	1	-	4	2	1	-	1		-	-	4	1	1	-	1	-	-	1 63A	1 63A	35Kw	8
3223E	-	1	1	-	3	3	-	1	-	1	-	-	3	3	-	1	-	1	-	2 63A	2 63A	50Kw	8
3224E	-	1	1	-	5	-	2	-	-	1	-	-	5	-	1	-	-	1	-	1 63A	1 63A	35Kw	8
3225E	-	1	1	-	3	2	-	-	-	2	-	-	3	2	1	-	-	2	-	1 100A	-	55Kw	8
3226E	-	-	1	1	4	2	-	-	1	-	-	1	4	2	1	-	1	-		1 63A	1 63A	35Kw	8

Per dettagli sul prodotto, i poli e la tensione vedere pag.17 . Per le "h" vedere pag.11

For futher details on products, poles and voltage go to page 17. For info on "h" go to page 11.

ACS PANELS FOR BUILDING SITES - SERIES 3000

REF.	Spina 5P 32A	Spina 5P 63A	P.E.	Morsettiera Terminal bar	Schuko biv.	Prese Interbloccate Interlocked sockets								Protezione in uscita Exit protection							Collegamenti Connection			N° Prese Socket
						16A			32A			63A		16A MT			32A MT			63A MT	MT GEN 6KA C	DIFF. GEN 30 mA AC	POTENZA Kw	
						3P	4P	5P	3P	4P	5P	4P	5P	2P	3P	4P	2P	3P	4P	4P				
3240	-	-	1	1	-	2	2	-	-	2	-	-	1	-	-	-	-	-	-	-	163A	1 63A	50Kw	7
3241	-	-	1	1	-	3	-	3	-	-	1	-	1	3	-	3	-	1	-	-	1 63A	1 63A	50Kw	8
3242	-	1	1	-	2	1	-	4	-	-	1	-	-	2	-	2	-	-	1	-	-	1 63A+25	25Kw	8
3243	-	1	1	-	2	1	-	3	-	-	2	-	-	2	-	1	-	-	1	-	-	1 63A+25	25Kw	8
3244	-	1	1	-	2	1	-	4	-	-	-	-	-	2	-	2	-	-	-	-	-	1 63A+25	80Kw	7
3245	-	1	1	-	2	1	-	2	-	-	2	-	-	2	-	1	-	-	1	-	-	1 63A+25	35Kw	7
3246	-	1	1	-	2	1	-	2	-	-	2	-	1	2	-	1	-	-	1	-	-	1 63A+25	25Kw	8
3247	-	1	1	-	2	1	-	5	-	-	4	-	-	2	-	2	-	-	1	-	-	2 63A+25	35Kw	12
3248	-	1	1	-	2	1	-	4	-	-	5	-	-	2	-	2	-	-	2	-	-	1 63A+25	35Kw	12
3249	-	1	1	-	2	1	-	3	-	-	3	-	-	2	-	2	-	-	1	-	-	2 63A+25	35Kw	9

Per dettagli sul prodotto, i poli e la tensione vedere pag.17 . Per le "h" vedere pag.11
For futher details on products, poles and voltage go to page 17. For info on "h" go to page 11.

SERIE 3000E

RANGE DI CORRENTE: da 16A a 125A

CURRENT RANGE from 16A to 125A

Creato per soddisfare tutte le esigenze di distribuzione dell'energia elettrica nei cantieri di qualsiasi genere

It meets all the demands for electricity distribution in every kind of building site.





Totalmente stampato con materiali ad alta resistenza agli urti meccanici

Totally made of highly resistant materials against mechanical crushes

La struttura del quadro è divisa in due parti:
1- Fondo
2- Uno Sportello

Its structure is composed as follows:
1- Housing
2- Doors



REF. 3102Cav

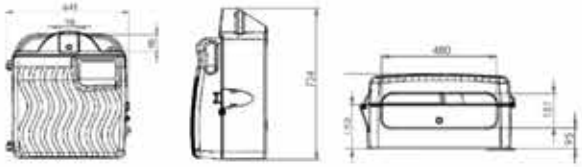

FINO 8 UNITÀ

UP TO 8 UNITS

Design and Quality ROSI

Dimensioni esterne (B*H*P)	External size	643x724x331 mm
Peso	Weight	11 Kg
Caratteristica materiale	Material	Polietilene (HB UL94)
Grado di protezione	Protection degree	Varia a seconda dei componenti interni installati It changes depending on the internal components
Resistenza a impatto	Crush resistance	IK09
Stabilità dimensionale, range	Dimensional stability	-25 +80° C
Resistenza filo incandescente	Glow wire test resistance	650°C
Norme	Rules	CEI EN 60439-1 ; CEI EN 60439-4
Dichiarazione CE	CE declaration	✓
Schemi elettrici	Electrical schemes	✓

REF.	Spina 5P 32A	Spina 5P 63A	P.E.	Morsettiera Terminal bar	Prese Interbloccate Interlocked sockets								Protezione in uscita Exit protection							Collegamenti Connection		
					16A			32A			63A		16A MT			32A MT			63A MT	MT GEN 6KA C	DIFF. GEN 30 mA AC	POTENZA Kw
					3P	4P	5P	3P	4P	5P	4P	5P	2P	3P	4P	2P	3P	4P	4P			
3100E	-	-	1	1	3	2	-	-	1	-	-	-	1	1	-	-	1	-	-	-	1 63A	35Kw
3101E	-	-	1	1	4	-	-	-	-	-	-	-	4	-	-	-	-	-	-	-	1 63A	14Kw
3101E-32	-	-	1	1	4	-	-	1	-	-	-	-	2	-	-	1	-	-	-	-	1 63A	14Kw
3102E(h)	-	-	1	1	3	2	-	-	-	1	-	-	1	1	-	-	-	1	-	-	1 63A	35Kw
3102E-4	-	-	1	1	2	1	-	-	-	1	-	-	1	1	-	-	-	1	-	-	1 63A	35Kw
3102E-5	-	-	1	1	3	1	-	-	-	1	-	-	1	1	-	-	-	1	-	-	1 63A	35Kw
3102E/2325P	-	-	1	1	3	-	-	-	1	2	-	-	1	-	-	-	2	-	-	-	1 63A	35Kw
3103E	-	-	1	1	4	1	-	-	-	1	-	-	1	1	-	-	-	1	-	-	1 63A	35Kw
3104E	-	-	1	1	3	1	-	-	1	-	-	-	1	1	-	-	1	-	-	-	1 63A	35Kw
3105E	-	-	1	1	2	2	1	-	-	-	-	-	2	1	1	-	-	-	-	-	1 63A	35Kw
3106E	-	-	1	1	3	-	1	-	-	1	-	-	1	-	1	-	-	1	-	-	1 63A	35Kw
3107E	-	-	1	1	3	2	-	-	-	-	-	-	3	1	-	-	-	-	-	-	1 63A	35Kw
3108E	1	-	1	1	2	2	-	-	-	1	-	-	1	1	-	-	-	1	-	-	1 63A	35Kw
3109E	-	-	1	1	2	1	-	-	-	3	-	-	1	1	-	-	-	1	-	-	1 63A	35Kw
3110E	-	-	1	1	3	2	-	-	-	-	-	-	1	1	-	-	-	-	-	-	1 63A	18Kw
3111E	-	-	1	1	3	-	-	1	-	-	-	-	2	-	-	1	-	-	-	-	1 63A	35Kw
3112E	-	-	1	1	5	-	-	1	-	-	-	-	2	-	-	1	-	-	-	-	1 63A	35Kw
3113E	-	-	1	1	-	-	-	-	-	3	-	-	-	-	-	-	-	2	-	-	1 63A	35Kw
3114E	-	-	1	1	3	1	-	-	-	2	-	-	1	1	-	-	-	1	-	-	1 63A	35Kw
3115E	-	-	1	-	2	-	2	-	-	1	-	-	1	-	1	-	-	1	-	-	1 63A	35Kw
3116E	-	-	1	1	3	-	2	-	-	1	-	-	1	-	1	-	-	1	-	-	1 63A	35Kw
3117E	-	-	1	1	3	1	-	-	3	1	-	-	1	1	-	-	-	1	-	-	1 63A	35Kw
3131E	-	-	1	1	3	2	-	-	1 presa 32A 5P + 1 presa 63A 5P		-		1	2	-	-	-	1 32A + 1 63A	-	-	1 63A	35Kw

6 MODULI
6 MODULES
IP65

Ref. RS6411



Disponibile anche:

16A | 4P =cod. RS6412
16A | 5P =cod. RS6413

32A | 3P= cod. RS6414
32A | 4P= cod. RS6415
32A | 5P= cod. RS6416

Moduli Modules
6
Dimensione Size
108x205x85 mm
Fori di Ingresso Entries
1
Resistenza all'impatto Impact Resistance
IK8
Stabilità Dimensionale Dimensional Stability
- 25°C + 60°C
Filo Incandescente Glow wire test
650°C
Norme di Riferimento Standards
CEI EN 61439-1 CEI EN 60439-3 CEI EN 60309-1 CEI EN 60309-2 UNE20315-1-1 UNE20315-1-2

6 MODULI
6 MODULES
IP44

Ref. RS6402



Moduli Modules
6
Dimensione Size
495x125x107 mm
Fori di Ingresso Entries
2xø20
Resistenza all'impatto Impact Resistance
IK8
Stabilità Dimensionale Dimensional Stability
- 25°C + 85°C
Filo Incandescente Glow wire test
650°C
Norme di Riferimento Standards
CEI EN 61439-1 CEI EN 60439-3 CEI EN 60309-1 CEI EN 60309-2 UNE20315-1-1 UNE20315-1-2

8 MODULI
8 MODULES
IP44

Ref. RS6501



Moduli Modules
8
Dimensione Size
506x230x150 mm
Fori di Ingresso Entries
3xø40 - ø32 | 2xø25 - ø20 2xø25 - ø20 | 1xø40 - ø32
Resistenza all'impatto Impact Resistance
IK8
Stabilità Dimensionale Dimensional Stability
- 25°C + 85°C
Filo Incandescente Glow wire test
650°C
Norme di Riferimento Standards
CEI EN 61439-1 CEI EN 60439-3 CEI EN 60309-1 CEI EN 60309-2 UNE20315-1-1 UNE20315-1-2

16 MODULI
16 MODULES
IP44

Ref. RS6601



Moduli Modules
16
Dimensione Size
506x330x150 mm
Fori di Ingresso Entries
3xø40 - ø32 | 2xø25 - ø20 2xø25 - ø20 | 1xø40 - ø32
Resistenza all'impatto Impact Resistance
IK8
Stabilità Dimensionale Dimensional Stability
- 25°C + 85°C
Filo Incandescente Glow wire test
650°C
Norme di Riferimento Standards
CEI EN 61439-1 CEI EN 60439-3 CEI EN 60309-1 CEI EN 60309-2 UNE20315-1-1 UNE20315-1-2

Per dettagli sul prodotto, i poli e la tensione vedere pag.17 . Per le "h" vedere pag.11
For futher details on products, poles and voltage go to page 17. For info on "h" go to page 11.

9 MODULI
9 MODULES
IP44

Ref. RS3957.1



Moduli Modules
9
Dimensione Size
245x215x155 mm
Fori di Ingresso Entries
-
Resistenza all'impatto Impact Resistance
IK8
Stabilità Dimensionale Dimensional Stability
- 25°C + 85°C
Filo Incandescente Glow wire test
650°C
Norme di Riferimento Standards
CEI EN 61439-1 CEI EN 60439-3 CEI EN 60309-1 CEI EN 60309-2 UNE20315-1-1 UNE20315-1-2

9 MODULI
9 MODULES
IP44

Ref. RS3958.1



Moduli Modules
9
Dimensione Size
330x215x155 mm
Fori di Ingresso Entries
-
Resistenza all'impatto Impact Resistance
IK8
Stabilità Dimensionale Dimensional Stability
- 25°C + 85°C
Filo Incandescente Glow wire test
650°C
Norme di Riferimento Standards
CEI EN 61439-1 CEI EN 60439-3 CEI EN 60309-1 CEI EN 60309-2 UNE20315-1-1 UNE20315-1-2

16 MODULI
16 MODULES
IP65

Ref. RS6901



Moduli Modules
16
Dimensione Size
506x330x150 mm
Fori di Ingresso Entries
3xø40 - ø32 | 2xø25 - ø20 2xø25 - ø20 | 1xø40 - ø32 1Xø50-ø40
Resistenza all'impatto Impact Resistance
IK8
Stabilità Dimensionale Dimensional Stability
- 25°C + 85°C
Filo Incandescente Glow wire test
650°C
Norme di Riferimento Standards
CEI EN 61439-1 CEI EN 60439-3 CEI EN 60309-1 CEI EN 60309-2 UNE20315-1-1 UNE20315-1-2

Per dettagli sul prodotto, i poli e la tensione vedere pag.17 . Per le "h" vedere pag.11
For futher details on products, poles and voltage go to page 17. For info on "h" go to page 11.

QUADRO VUOTO
EMPTY PANEL
IP65

Ref. RS3927



Moduli Modules	
6	
Dimensione Size	
305x125x107 mm	
Fori di Ingresso Entries	
2xø25-ø32	
Resistenza all'impatto Impact Resistance	
IK8	
Stabilità Dimensionale Dimensional Stability	
- 25°C + 85°C	
Filo Incandescente Glow wire test	
650°C	
Norme di Riferimento Standards	
CEI EN 61439-1 CEI EN 60439-3 CEI EN 62208	

QUADRO VUOTO
EMPTY PANEL
IP65

Ref. RS3974



Moduli Modules	
16	
Dimensione Size	
330x330x155 mm	
Fori di Ingresso Entries	
4xø25 + 4xø40 +2ø50	
Resistenza all'impatto Impact Resistance	
IK8	
Stabilità Dimensionale Dimensional Stability	
- 25°C + 85°C	
Filo Incandescente Glow wire test	
650°C	
Norme di Riferimento Standards	
CEI EN 61439-1 CEI EN 60439-3 CEI EN 62208	

QUADRO VUOTO
EMPTY PANEL
IP65

Ref. 18.3007



Moduli Modules	
6	
Dimensione Size	
495 x 125 x 107 mm	
Fori di Ingresso Entries	
2 x ø 20	
Resistenza all'impatto Impact Resistance	
IK8	
Stabilità Dimensionale Dimensional Stability	
- 25°C + 85°C	
Filo Incandescente Glow wire test	
650°C	
Norme di Riferimento Standards	
CEI EN 61439-1 CEI EN 60439-3 CEI EN 62208	

QUADRO VUOTO
EMPTY PANEL
IP65

Ref. 18.3005



Moduli Modules	
8	
Dimensione Size	
506 x 230 x 150 mm	
Fori di Ingresso Entries	
3xø40-ø32 + 2xø25-ø20 2xø25-ø20 + 1xø40-ø32	
Resistenza all'impatto Impact Resistance	
IK8	
Stabilità Dimensionale Dimensional Stability	
- 25°C + 85°C	
Filo Incandescente Glow wire test	
650°C	
Norme di Riferimento Standards	
CEI EN 61439-1 CEI EN 60439-3 CEI EN 62208	

QUADRO VUOTO
EMPTY PANEL
IP65

Ref. 18.3003



Moduli Modules
16
Dimensione Size
506 x 330 x 150 mm
Fori di Ingresso Entries
3xø40-ø32 + 2xø25-ø20 2xø40-ø32 + 2xø25-ø20 1xø50-ø40
Resistenza all'impatto Impact Resistance
IK8
Stabilità Dimensionale Dimensional Stability
- 25°C + 85°C
Filo Incandescente Glow wire test
650°C
Norme di Riferimento Standards
CEI EN 61439-1 CEI EN 60439-3 CEI EN 62208

QUADRO VUOTO
EMPTY PANEL
IP65

Ref. RS3977



Moduli Modules
32
Dimensione Size
685 x 330 x 150 mm
Fori di Ingresso Entries
3xø25-ø20 + 4xø40-ø32 2xø25-ø20 + 2xø40-ø32 1xø50-ø40
Resistenza all'impatto Impact Resistance
IK8
Stabilità Dimensionale Dimensional Stability
- 25°C + 85°C
Filo Incandescente Glow wire test
650°C
Norme di Riferimento Standards
CEI EN 61439-1 CEI EN 60439-3 CEI EN 62208

QUADRO VUOTO
EMPTY PANEL
IP65

REF. RS3957



Moduli Modules
9
Dimensione Size
245 x 215 x 155mm
Fori di Ingresso Entries
-
Resistenza all'impatto Impact Resistance
IK8
Stabilità Dimensionale Dimensional Stability
- 25°C + 85°C
Filo Incandescente Glow wire test
650°C
Norme di Riferimento Standards
CEI EN 61439-1 CEI EN 60439-3 CEI EN 62208

QUADRO VUOTO
EMPTY PANEL
IP65

REF. RS3958



Moduli Modules
9
Dimensione Size
330 x 215 x 155 mm
Fori di Ingresso Entries
-
Resistenza all'impatto Impact Resistance
IK8
Stabilità Dimensionale Dimensional Stability
- 25°C + 85°C
Filo Incandescente Glow wire test
650°C
Norme di Riferimento Standards
CEI EN 61439-1 CEI EN 60439-3 CEI EN 62208

EMPTY PANELS AND ACCESSORIES - BLIND EMPTY PANELS

QUADRO VUOTO EMPTY PANEL	IP65
REF. RS23813	



Moduli Modules
8+2
Dimensione Size
210 x 470 x 105 mm
Fori di Ingresso Entries
Resistenza all'impatto Impact Resistance
IK8
Stabilità Dimensionale Dimensional Stability
- 25°C + 85°C
Filo Incandescente Glow wire test
650°C
Norme di Riferimento Standards
CEI EN 61439-1 CEI EN 60439-3 CEI EN 62208

QUADRO VUOTO EMPTY PANEL	IP65
REF. RS3964	



Moduli Modules
16
Dimensione Size
180 x 330 x 150 mm
Fori di Ingresso Entries
1xø40-ø32 + 1xø25-ø20 2xø40-ø32 + 2xø25-ø20 1xø50-ø40 + 2xø40-ø32 2xø25-ø20
Resistenza all'impatto Impact Resistance
IK8
Stabilità Dimensionale Dimensional Stability
- 25°C + 85°C
Filo Incandescente Glow wire test
650°C
Norme di Riferimento Standards
CEI EN 61439-1 CEI EN 60439-3 CEI EN 62208

QUADRO VUOTO EMPTY PANEL	IP65
REF. RS3965	



Moduli Modules
6
Dimensione Size
330 x 180 x 150 mm
Fori di Ingresso Entries
1xø40-ø32 + 1xø25-ø20 2xø40-ø32 + 2xø25-ø20 1xø50-ø40 + 2xø40-ø32 2xø25-ø20
Resistenza all'impatto Impact Resistance
IK8
Stabilità Dimensionale Dimensional Stability
- 25°C + 85°C
Filo Incandescente Glow wire test
650°C
Norme di Riferimento Standards
CEI EN 61439-1 CEI EN 60439-3 CEI EN 62208

QUADRO VUOTO EMPTY PANEL	IP65	QUADRO VUOTO EMPTY PANEL	IP65	QUADRO VUOTO EMPTY PANEL	IP65	QUADRO VUOTO EMPTY PANEL	IP65
REF. RS3955		REF. RS3956		REF. RS3953		REF. RS3954	
							
Moduli Modules		Moduli Modules		Moduli Modules		Moduli Modules	
-		-		-		-	
Dimensione Size		Dimensione Size		Dimensione Size		Dimensione Size	
180 x 330 x 130 mm		330 x 330 x 130 mm		506 x 230 x 130 mm		506 x 330 x 130 mm	
Fori di Ingresso Entries		Fori di Ingresso Entries		Fori di Ingresso Entries		Fori di Ingresso Entries	
1xø40-ø32 + 1xø25-ø20 2xø40-ø32 + 2xø25-ø20 1xø50-ø40 + 2xø40-ø32 2xø25-ø20		2xø40-ø32 + 2xø25-ø20 2xø40-ø32 + 2xø25-ø20 1xø50-ø40		3xø40-ø32 + 2xø25-ø20 2xø25-ø20 + 1xø40-ø32		3xø40-ø32 + 2xø25-ø20 2xø40-ø32 + 2xø25-ø20 1xø50-ø42	
Resistenza all'impatto Impact Resistance		Resistenza all'impatto Impact Resistance		Resistenza all'impatto Impact Resistance		Resistenza all'impatto Impact Resistance	
IK8		IK8		IK8		IK8	
Stabilità Dimensionale Dimensional Stability		Stabilità Dimensionale Dimensional Stability		Stabilità Dimensionale Dimensional Stability		Stabilità Dimensionale Dimensional Stability	
- 25°C + 85°C		- 25°C + 85°C		- 25°C + 85°C		- 25°C + 85°C	
Filo Incandescente Glow wire test		Filo Incandescente Glow wire test		Filo Incandescente Glow wire test		Filo Incandescente Glow wire test	
650°C		650°C		650°C		650°C	
Norme di Riferimento Standards		Norme di Riferimento Standards		Norme di Riferimento Standards		Norme di Riferimento Standards	
CEI EN 61439-1 CEI EN 60439-3 CEI EN 62208		CEI EN 61439-1 CEI EN 60439-3 CEI EN 62208		CEI EN 61439-1 CEI EN 60439-3 CEI EN 62208		CEI EN 61439-1 CEI EN 60439-3 CEI EN 62208	

QUADRO VUOTO
EMPTY PANEL
IP65
REF. 18.3006



Moduli Modules	Prese Sockets
6	3

Dimensione Size
495x125x107 mm

Fori di Ingresso Entries
2 x ⌀ 20

Resistenza all'impatto
Impact Resistance
IK8

Stabilità Dimensionale
Dimensional Stability
- 25°C + 85°C

Filo Incandescente
Glow wire test
650°C

Norme di Riferimento
Standards
CEI EN 61439-1
CEI EN 60439-3
CEI EN 62208

QUADRO VUOTO
EMPTY PANEL
IP65
REF. RS3975



Moduli Modules	Prese Sockets
16	3

Dimensione Size
330x330x150

Fori di Ingresso Entries

Resistenza all'impatto
Impact Resistance
IK8

Stabilità Dimensionale
Dimensional Stability
- 25°C + 85°C

Filo Incandescente
Glow wire test
650°C

Norme di Riferimento
Standards
CEI EN 61439-1
CEI EN 60439-3
CEI EN 62208

QUADRO VUOTO
EMPTY PANEL
IP65
REF. 18.3004



Moduli Modules	Prese Sockets
8	4

Dimensione Size
506 x 230 x 150 mm

Fori di Ingresso Entries
3x⌀40-⌀32 + 2x⌀25-⌀20
2x⌀25-⌀20 + 1x⌀40-⌀32

Resistenza all'impatto
Impact Resistance
IK8

Stabilità Dimensionale
Dimensional Stability
- 25°C + 85°C

Filo Incandescente
Glow wire test
650°C

Norme di Riferimento
Standards
CEI EN 61439-1
CEI EN 60439-3
CEI EN 62208

QUADRO VUOTO
EMPTY PANEL
IP65
REF. 18.3002



Moduli Modules	Prese Sockets
16	6

Dimensione Size
506 x 330 x 150 mm

Fori di Ingresso Entries
3x⌀40-⌀32 + 2x⌀25-⌀20
2x⌀40-⌀32 + 2x⌀25-⌀20
1x⌀50-⌀40

Resistenza all'impatto
Impact Resistance
IK8

Stabilità Dimensionale
Dimensional Stability
- 25°C + 85°C

Filo Incandescente
Glow wire test
650°C

Norme di Riferimento
Standards
CEI EN 61439-1
CEI EN 60439-3
CEI EN 62208

QUADRO VUOTO
EMPTY PANEL
IP65
REF. RS3978



Moduli Modules	Prese Sockets
32	6

Dimensione Size
685 x 330 x 150 mm

Fori di Ingresso Entries
3xø25-ø20 + 4xø40-ø32
2xø25-ø20 + 2xø40-ø32
1xø50-ø40

Resistenza all'impatto
Impact Resistance
IK8

Stabilità Dimensionale
Dimensional Stability
- 25°C + 85°C

Filo Incandescente
Glow wire test
650°C

Norme di Riferimento
Standards
CEI EN 61439-1
CEI EN 60439-3
CEI EN 62208

QUADRO VUOTO
EMPTY PANEL
IP65
REF. 18.3008



Moduli Modules	Prese Sockets
8	2

Dimensione Size
506 x 230 x 150 mm

Fori di Ingresso Entries
3xø40-ø32 + 2xø25-ø20
2xø25-ø20 + 1xø40-ø32

Resistenza all'impatto
Impact Resistance
IK8

Stabilità Dimensionale
Dimensional Stability
- 25°C + 85°C

Filo Incandescente
Glow wire test
650°C

Norme di Riferimento
Standards
CEI EN 61439-1
CEI EN 60439-3
CEI EN 62208

QUADRO VUOTO
EMPTY PANEL
IP65
REF. 18.3009



Moduli Modules	Prese Sockets
32	3

Dimensione Size
506 x 330 x 150 mm

Fori di Ingresso Entries
3xø40-ø32 + 2xø25-ø20
2xø25-ø20 + 1xø40-ø32

Resistenza all'impatto
Impact Resistance
IK8

Stabilità Dimensionale
Dimensional Stability
- 25°C + 85°C

Filo Incandescente
Glow wire test
650°C

Norme di Riferimento
Standards
CEI EN 61439-1
CEI EN 60439-3
CEI EN 62208

QUADRO VUOTO
EMPTY PANEL
IP65
REF. 18.3001



Moduli Modules	Prese Sockets
13	4

Dimensione Size
506 x 330 x 150 mm

Fori di Ingresso Entries
3xø40-ø32 + 2xø25-ø20
2xø40-ø32 + 2xø25-ø20
1xø50-ø40

Resistenza all'impatto
Impact Resistance
IK8

Stabilità Dimensionale
Dimensional Stability
- 25°C + 85°C

Filo Incandescente
Glow wire test
650°C

Norme di Riferimento
Standards
CEI EN 61439-1
CEI EN 60439-3
CEI EN 62208

QUADRO VUOTO
EMPTY PANEL
IP65
REF. 18.3013



Moduli Modules	Prese Sockets
32	4

Dimensione Size
685 x 330 x 150 mm

Fori di Ingresso Entries
3xø40-ø32 + 2xø25-ø20
2xø40-ø32 + 2xø25-ø20
1xø50-ø40

Resistenza all'impatto
Impact Resistance
IK8

Stabilità Dimensionale
Dimensional Stability
- 25°C + 85°C

Filo Incandescente
Glow wire test
650°C

Norme di Riferimento
Standards
CEI EN 61439-1
CEI EN 60439-3
CEI EN 62208

QUADRO VUOTO
EMPTY PANEL
IP65
REF. 18.3010



Moduli Modules	Prese Sockets
-	3

Dimensione Size
180 x 330 x 130 mm

Fori di Ingresso Entries
1xø40-ø32 + 1xø25-ø20
2xø40-ø32 + 2xø25-ø20
2xø50-ø40 + 2xø40-ø32
2xø25-ø20

Resistenza all'impatto
Impact Resistance
IK8

Stabilità Dimensionale
Dimensional Stability
- 25°C + 85°C

Filo Incandescente
Glow wire test
650°C

Norme di Riferimento
Standards
CEI EN 61439-1
CEI EN 60439-3
CEI EN 62208

QUADRO VUOTO
EMPTY PANEL
IP65
REF. 18.3011



Moduli Modules	Prese Sockets
-	6

Dimensione Size
330 x 330 x 130 mm

Fori di Ingresso Entries
1xø40-ø32 + 1xø25-ø20
2xø40-ø32 + 2xø25-ø20
2xø50-ø40 + 2xø40-ø32
2xø25-ø20

Resistenza all'impatto
Impact Resistance
IK8

Stabilità Dimensionale
Dimensional Stability
- 25°C + 85°C

Filo Incandescente
Glow wire test
650°C

Norme di Riferimento
Standards
CEI EN 61439-1
CEI EN 60439-3
CEI EN 62208

QUADRO VUOTO
EMPTY PANEL
IP65
REF. RS3969



Moduli Modules	Prese Sockets
-	3

Dimensione Size
330 x 330 x 130 mm

Fori di Ingresso Entries
2xø40-ø32 + 2xø25-ø20
2xø40-ø32 + 2xø25-ø20
1xø50-ø40

Resistenza all'impatto
Impact Resistance
IK8

Stabilità Dimensionale
Dimensional Stability
- 25°C + 85°C

Filo Incandescente
Glow wire test
650°C

Norme di Riferimento
Standards
CEI EN 61439-1
CEI EN 60439-3
CEI EN 62208

QUADRO VUOTO
EMPTY PANEL
IP65
REF. 18.3012



Moduli Modules	Prese Sockets
-	2

Dimensione Size
180 x 330 x 130 mm

Fori di Ingresso Entries
1xø40-ø32 + 1xø25-ø20
2xø40-ø32 + 2xø25-ø20
1xø50-ø40 + 2xø40-ø32
2xø25-ø20

Resistenza all'impatto
Impact Resistance
IK8

Stabilità Dimensionale
Dimensional Stability
- 25°C + 85°C

Filo Incandescente
Glow wire test
650°C

Norme di Riferimento
Standards
CEI EN 61439-1
CEI EN 60439-3
CEI EN 62208

QUADRO VUOTO
EMPTY PANEL
IP65
REF. RS23810



Moduli Modules
8+2

Dimensione Size
210 x 470 x 105 mm

Fori diFissaggio
Attachment holes
60 x 60 mm

Resistenza all'impatto
Impact Resistance
IK8

Stabilità Dimensionale
Dimensional Stability
- 25°C + 85°C

Filo Incandescente
Glow wire test
650°C

Norme di Riferimento
Standards
CEI EN 61439-1
CEI EN 60439-3
CEI EN 62208

QUADRO VUOTO
EMPTY PANEL
IP65
REF. RS23812



Moduli Modules
8+2

Dimensione Size
210 x 470 x 105 mm

Fori diFissaggio
Attachment holes
138x98 mm

Resistenza all'impatto
Impact Resistance
IK8

Stabilità Dimensionale
Dimensional Stability
- 25°C + 85°C

Filo Incandescente
Glow wire test
650°C

Norme di Riferimento
Standards
CEI EN 61439-1
CEI EN 60439-3
CEI EN 62208

QUADRO VUOTO
EMPTY PANEL
IP65
REF. RS3928



Moduli Modules	Prese Sockets
6	1

Dimensione Size
305x125x107 mm

Fori di Ingresso Entries
2xø25-ø32

Resistenza all'impatto
Impact Resistance
IK8

Stabilità Dimensionale
Dimensional Stability
- 25°C + 85°C

Filo Incandescente
Glow wire test
650°C

Norme di Riferimento
Standards
CEI EN 61439-1
CEI EN 60439-3
CEI EN 62208

FLANGIA-ADATTATORE PER PRESE SCHUKO

ADAPTING FLANGE FOR SCHUKO SOCKETS

REF. RS3905



• Adatto per :
• Suitable for :

16A/250V

RS13950
RS13951
RS13960
RS13961

DOPPIA FLANGIA UNIVERSALE

UNIVERSAL FLANGE FOR TWO SOCKETS

REF. RS3907



• Adatto per:
• Suitable for:

16/32A

IP44/IP67

DOPPIA FLANGIA CIECA

DOUBLE BLIND COVER FLANGE

REF. RS3918



Per quadri con interbloccate Serie 19

For panel with interlocked sockets Series 19

FLANGIA CIECA

BLIND FLANGE

REF. 18.2011



Per quadri con interbloccate Serie 14

For panel with interlocked sockets Series 14

FLANGIA CIECA

BLIND COVER

REF. RS3901



FLANGIA ADATTATORE PER PRESA 63A

ADAPTING FLANGE FOR 63A SOCKET

REF. RS3909



FLANGIA UNIVERSALE

UNIVERSAL FLANGE

REF. RS3902



• Adatto per prese:
• Suitable for:

16/32A

IP44/IP67

PULSANTE D'EMERGENZA
EMERGENCY PUSH-BUTTON

REF. RS3000



Contatto NO	NO Contact

PULSANTE DI EMERGENZA
EMERGENCY PUSH-BUTTON

REF. RS3001



Contatto NC	NC Contact

CHIUSURA QUADRO
METAL LOCK FOR PANELS

REF. RS150039570



Per articoli:	For items:
RS3957 RS3958	

TAPPI PER VITI
SCREW TAPS

REF. RS3911



MANIGLIA PER QUADRI PORTATILI
HANDLE FOR PORTABLE PANELS

REF. RS3917



CALOTTA CON FRUTTO SCHUKO
SCHUKO SOCKET WITH COVER

IP55

REF. 18.2012



Frutto Schuko bivalente 16A 2P+T 250 V
Biv. schuko socket 16A 2P+T 250V

SUPPORTO METALLICO
METAL FRAME

Ref. RS150039980



Per articoli:	For items:
RS3951 RS3952 RS3961 RS3962 RS3967 RS3968	

SUPPORTO METALLICO
METAL FRAME



Per serie: For series:	REF.
•3000	3100cav
•3000E	3102cav

CONTENITORE / ENCLOSURE — IP65

REF. RS39123



Dimensione Size
280x210x130 mm
Grado di protezione Degree of protection
IP65
Norme di riferimento Standards
EN 61439-1 EN 60439-3 EN 62208
Materiale Material
Thermoplastic
Staffa di fissaggio Fixing clips
Esclusa (da richiedere separatamente cod. RS39119) Excluded (If needed, ask for code RS39119)
Serratura esclusa Locking accessory
Per richiederla: Ask for code: Ref. RS39122

CONTENITORE / ENCLOSURE — IP65

REF. RS39134



Dimensione Size
400x300x165 mm
Grado di protezione Degree of protection
IP65
Norme di riferimento Standards
EN 61439-1 EN 60439-3 EN 62208
Materiale Material
Thermoplastic
Staffa di fissaggio Fixing clips
Esclusa (da richiedere separatamente cod. RS39119) Excluded (If needed, ask for code RS39119)
Serratura esclusa Locking accessory
Per richiederla: Ask for code: Ref. RS39122

CONTENITORE / ENCLOSURE — IP65

REF. RS39145



Dimensione Size
500x400x175 mm
Grado di protezione Degree of protection
IP65
Norme di riferimento Standards
EN 61439-1 EN 60439-3 EN 62208
Materiale Material
Thermoplastic
Staffa di fissaggio Fixing clips
Inclusa Included
Serratura esclusa Locking accessory
Per richiederla: Ref. 39120 Ask for code: Ref. 39120

CONTENITORE / ENCLOSURE — IP65

REF. RS39146



Dimensione Size
600x400x200 mm
Grado di protezione Degree of protection
IP65
Norme di riferimento Standards
EN 61439-1 EN 60439-3 EN 62208
Materiale Material
Thermoplastic
Staffa di fissaggio Fixing clips
Inclusa Included
Serratura esclusa Locking accessory
Per richiederla: Ref. 39120 Ask for code: Ref. 39120

CONTENITORE
ENCLOSURE
IP65

REF. RS39157



Dimensione Size
700x500x245mm
Grado di protezione Degree of protection
IP65
Norme di riferimento Standards
EN 61439-1 EN 60439-3 EN 62208
Materiale Material
Thermoplastic
Staffa di fissaggio Fixing clips
Inclusa Included
Serratura esclusa Locking accessory
Per richiederla: Ref. 39120 Ask for code: Ref. 39120

CONTENITORE
ENCLOSURE
IP65

REF. RS39168



Dimensione Size
800x600x260 mm
Grado di protezione Degree of protection
IP65
Norme di riferimento Standards
EN 61439-1 EN 60439-3 EN 62208
Materiale Material
Thermoplastic
Staffa di fissaggio Fixing clips
Inclusa Included
Serratura esclusa Locking accessory
Per richiederla: Ref. 39120 Ask for code: Ref. 39120

ACCESSORI PER CONTENITORI TERMOPLASTICI
ACCESSORIES FOR WATERTIGHT CONTAINER

BARRA DIN
DIN RAIL





REF.	MISURE SIZE	MISURE SIZE
I-39123	210x280	1x8
I-39134	300X400	2X12
I-39145	400X500	3X18
I-39146	400X600	3X20
I-39157	500X700	4X22

PLACCA POLIESTERE
POLYESTER PLATE



REF.	MISURE SIZE
PL-39123	150X229X3
PL-39134	238x347x3
PL-39145	342x448x4
PL-39146	342x543x4
PL-39157	446x627x4
PL-39168	543x726x4

SERRATURA
LOCKING ACCESSORY



REF.	compatibile con
39120	RS39145, RS39146, RS39157, RS39168



REF.	compatibile con
RS39122	RS39123, RS39134


IP 55



CENTRALINI
ENCLOSURES

Centralini 4-42 moduli **pag. 136**
Enclosures 4-42 modules pag. 136

Centralini XL 18-72 moduli **pag. 138**
XL Enclosures 18-72 modules pag. 138

CENTRALINO ENCLOSURE	IP65
Ref. RS3902-T	



Moduli Modules
2/4
Dimensione Size
170 x 100 x 105 mm
Resistenza all'impatto Impact Resistance
IK8
Stabilità Dimensionale Dimensional Stability
- 25°C + 85°C
Filo Incandescente Glow wire test
650°C
Norme di Riferimento Standards
CEI EN 61439-1 CEI EN 60439-3 CEI EN 62208

CENTRALINO ENCLOSURE	IP65
Ref. RS3904-T	



Moduli Modules
4
Dimensione Size
217 x 141 x 105 mm
Resistenza all'impatto Impact Resistance
IK8
Stabilità Dimensionale Dimensional Stability
- 25°C + 85°C
Filo Incandescente Glow wire test
650°C
Norme di Riferimento Standards
CEI EN 61439-1 CEI EN 60439-3 CEI EN 62208

CENTRALINO ENCLOSURE	IP65
Ref. RS3908-T	



Moduli Modules
8
Dimensione Size
217 x 235 x 105 mm
Resistenza all'impatto Impact Resistance
IK8
Stabilità Dimensionale Dimensional Stability
- 25°C + 85°C
Filo Incandescente Glow wire test
650°C
Norme di Riferimento Standards
CEI EN 61439-1 CEI EN 60439-3 CEI EN 62208

CENTRALINO ENCLOSURE	IP65
Ref. RS3912-T	



Moduli Modules
12
Dimensione Size
217 x 307 x 105 mm
Resistenza all'impatto Impact Resistance
IK8
Stabilità Dimensionale Dimensional Stability
- 25°C + 85°C
Filo Incandescente Glow wire test
650°C
Norme di Riferimento Standards
CEI EN 61439-1 CEI EN 60439-3 CEI EN 62208

CENTRALINO ENCLOSURE	IP65
Ref. RS3926-T	



Moduli Modules
26
Dimensione Size
409 x 307 x 150 mm
Fori di Ingresso Entries
1xø50 - ø40 - ø32 - ø25 2xø40 - ø32 - ø25 2xø30 - ø16
Resistenza all'impatto Impact Resistance
IK8
Stabilità Dimensionale Dimensional Stability
- 25°C + 85°C
Filo Incandescente Glow wire test
650°C
Norme di Riferimento Standards
CEI EN 61439-1 CEI EN 60439-3 CEI EN 62208

CENTRALINO ENCLOSURE	IP65
Ref. RS3942-T	



Moduli Modules
42
Dimensione Size
563 x 326 x 150 mm
Fori di Ingresso Entries
2xø40 - ø32 - ø25 4xø20 - ø16 1xø50 - ø40 - ø32 - ø25 2xø40 - ø32 - ø25 2xø20 - ø16
Resistenza all'impatto Impact Resistance
IK8
Stabilità Dimensionale Dimensional Stability
- 25°C + 85°C
Filo Incandescente Glow wire test
650°C
Norme di Riferimento Standards
CEI EN 61439-1 CEI EN 60439-3 CEI EN 62208

I centralini con i seguenti codici sono forniti standard senza accessori:
The following enclosures are standardly not provided with terminal blocks and accessories:

RS3902-T
RS3904-T
RS3908-T
RS3912-T
RS3942-T

Per richiedere i centralini già dotati di accessori, è necessario aggiungere "TB" al codice.
Should you need the enclosures already completed with terminals, just add a "TB" to the standard code.

Es.:
E.g.:
REF. RS3902-T = Centralino senza accessori
REF. RS3902-T = Enclosure without accessories
REF. RS3902-TTB = Centralino accessoriato
REF. RS3902-TTB = Enclosure with accessories

Gli articoli già accessoriati sono composti come segue:
Items already equipped with terminals are composed as follows:

RS3902-TTB = RG-04 (2x)
RS3904-TTB = SPTC-4 (1x)
RS3908-TTB = SPTA-12(1x) + RG-12 (1X)
RS3912-TTB = SPTA-12(1x) + RG-12 (1X)
RS3926-TTB = SPTA-12(2x) + RG-12 (2X)
RS3942-TTB = SPTA-12(3x) + RG-12 (3X)



REF. RG-04



REF. SPTC-4



REF. RG-12



REF. SPTA-12



Chiusura metallica
Metal Lock
REF. RS3900

ENCLOSURE	ENCLOSURE	ENCLOSURE	ENCLOSURE
IP65	IP65	IP65	IP65
Ref. RS39018	Ref. RS39036	Ref. RS39054	Ref. RS39072
			
Moduli Modules	Moduli Modules	Moduli Modules	Moduli Modules
18	2 x 18	3 x 18	4 x 18
Dimensione Size	Dimensione Size	Dimensione Size	Dimensione Size
289 x 432 x 160 mm	464 x 432 x 160 mm	639 x 432 x 160 mm	879x432x160 mm
Fori di Ingresso Entries	Fori di Ingresso Entries	Fori di Ingresso Entries	Fori di Ingresso Entries
2xø20 + 8ø25 + 1xø35	2xø20 + 8ø25 + 1xø35	2xø20 + 8ø25 + 1xø35	2xø20 + 8ø25 + 1xø35
Resistenza all'impatto Impact Resistance	Resistenza all'impatto Impact Resistance	Resistenza all'impatto Impact Resistance	Resistenza all'impatto Impact Resistance
IK8	IK8	IK8	IK8
Stabilità Dimensionale Dimensional Stability	Stabilità Dimensionale Dimensional Stability	Stabilità Dimensionale Dimensional Stability	Stabilità Dimensionale Dimensional Stability
- 25°C + 85°C	- 25°C + 85°C	- 25°C + 85°C	- 25°C + 85°C
Filo Incandescente Glow wire test	Filo Incandescente Glow wire test	Filo Incandescente Glow wire test	Filo Incandescente Glow wire test
650°C	650°C	650°C	650°C
Norme di Riferimento Standards	Norme di Riferimento Standards	Norme di Riferimento Standards	Norme di Riferimento Standards
CEI EN 61439-1 CEI EN 60439-3 CEI EN 62208	CEI EN 61439-1 CEI EN 60439-3 CEI EN 62208	CEI EN 61439-1 CEI EN 60439-3 CEI EN 62208	CEI EN 61439-1 CEI EN 60439-3 CEI EN 62208

NOTES





SPINE, PRESE E ADATTATORI
PLUGS, SOCKETS AND ADAPTORS

Serie Emilia Series Emilia	Emilia	**pag. 142** pag. 142
Emilia Prime Emilia Prime	Emilia prime	**pag. 150** pag. 150
Serie Unika Series Unika	UNIKA	**pag. 152** pag. 152
Serie Elaplug Series Elaplug	ela PLUG	**pag. 154** pag. 154
Serie Blitz Series Blitz		**pag. 146** pag. 146
Serie Schuko Series Schuko		**pag. 147** pag. 147
Serie Marchio Series Marchio		**pag. 146** pag. 146
Serie Cetus Series Cetus		**pag. 148** pag. 148

NEW DESIGN

Design and Quality ROSI







Emilia

NUOVA GAMMA DI SPINE, PRESE E ADATTATORI DOMESTICI

NEW RANGE OF DOMESTIC PLUGS, SOCKETS AND ADAPTORS



Passacavo in gomma
Rubber cable gland

Fermacavo
cable clamp



Tutta la gamma è disponibile in due colori:
The range is available in two colors:

SPINA MOBILE | SERIE EMILIA
MOVABLE PLUG | SERIES EMILIA

- Spina mobile 10A 2P 250V
  Plug 10A 2P 250V
- Standard Italia S10 CEI 23-50
  Italian Standard S10 CEI 23-50



REF.	P	A		PACKAGING	
RS98101	2	10	⬜	sfuso - etichettato bulk - labeled	100/500
RS98600	2	10	⬜	blister	20/20
RS98102	2	10	⬛	sfuso - etichettato bulk - labeled	100/500
RS98626	2	10	⬛	blister	20/20

PRESA MOBILE | SERIE EMILIA
MOVABLE SOCKET | SERIES EMILIA

- Presa mobile 10A 2P+T 250V
  Socket 10A 2P+T 250V
- Standard Italia P11 CEI 23-50
  Italian Standard P11 CEI 23-50



REF.	P	A		PACKAGING	
RS98105	3	10	⬜	sfuso - etichettato bulk - labeled	25/300
RS98602	3	10	⬜	blister	20/20
RS98106	3	10	⬛	sfuso - etichettato bulk - labeled	25/300
RS98621	3	10	⬛	blister	20/20

SPINA MOBILE SERIE EMILIA
MOVABLE PLUG SERIES EMILIA

- Spina mobile 10A 2P+T 250V
  Plug 10A 2P+T 250V
- Standard Italia S11 CEI 23-50
  Italian Standard S11 CEI 23-50



REF.	P	A		PACKAGING	
RS98103	3	10		sfuso - etichettato bulk - labeled	30/360
RS98601	3	10		blister	20/20
RS98104	3	10	■	sfuso - etichettato bulk - labeled	30/360
RS98620	3	10	■	blister	20/20

PRESA MOBILE SERIE EMILIA
MOVABLE SOCKET SERIES EMILIA

- Presa mobile 16A 2P+T 250V
  Socket 16A 2P+T 250V
- Standard Italia P17/11 CEI 23-50
  Italian Standard P17/11 CEI 23-50



REF.	P	A		PACKAGING	
RS98109	3	10 16		sfuso - etichettato bulk - labeled	25/300
RS98605	3	10 16		blister	20/20
RS98110	3	10 16	■	sfuso - etichettato bulk - labeled	25/300
RS98623	3	10 16	■	blister	20/20

SPINA MOBILE SERIE EMILIA
MOVABLE PLUG SERIES EMILIA

- Spina mobile 16A 2P+T 250V
  Plug 16A 2P+T 250V
- Standard Italia S17 CEI 23-50
  Italian Standard S17 CEI 23-50



REF.	P	A		PACKAGING	
RS98107	3	16		sfuso - etichettato bulk - labeled	35/420
RS98604	3	16		blister	20/20
RS98108	3	16	■	sfuso - etichettato bulk - labeled	35/420
RS98622	3	16	■	blister	20/20

Per dettagli sul prodotto, i poli e la tensione vedere pag.17 . Per le "h" vedere pag.11
For futher details on products, poles and voltage go to page 17. For info on "h" go to page 11.

ADATTATORE SCHUKO SERIE EMILIA
SCHUKO ADAPTOR SERIES EMILIA

- Spina: 10A 2P+T 250V - Standard S11
  Plug: 10A 2P+T 250V - Standard S11
- Presa Schuko 10/16A 2P+T 250V - Standard P30-P11
  IT Schuko socket 10/16A 2P+T 250V - Standard P30-P11



REF.	P	A		PACKAGING	
RS78121	3	10		sfuso - etichettato bulk - labeled	20/240
RS78621	3	10		blister	15/15
RS78122	3	10		sfuso - etichettato bulk - labeled	20/240
RS78622	3	10		blister	15/15

ADATTATORE SCHUKO SERIE EMILIA
SCHUKO ADAPTOR SERIES EMILIA

- Spina: 16A 2P+T 250V - Standard S17
  Plug: 16A 2P+T 250V - Standard S17
- Presa Schuko 10/16A 2P+T 250V - Standard P30-P11
  IT Schuko socket 10/16A 2P+T 250V - Standard P30-P11



REF.	P	A		PACKAGING	
RS78119	3	16		sfuso - etichettato bulk - labeled	20/240
RS78620	3	16		blister	15/15
RS78120	3	16		sfuso - etichettato bulk - labeled	20/240
RS78600	3	16		blister	15/15

ADATTATORE SERIE EMILIA
ADAPTOR SERIES EMILIA

- Spina: 10A 2P+T 250V - Standard S11
  Plug: 10A 2P+T 250V - Standard S11
- Presa: Prese 10A 2P+T 250V - Standard P11 (3x)
  Socket: Sockets 10A 2P+T 250V - Standard P11(3x)



REF.	P	A		PACKAGING	
RS78137	3	10		sfuso - etichettato bulk - labeled	15/180
RS78609	3	10		blister	20/20
RS78138	3	10		sfuso - etichettato bulk - labeled	15/180
RS78638	3	10		blister	20/20

ADATTATORE SERIE EMILIA
ADAPTOR SERIES EMILIA

- Spina: 16A 2P+T 250V - Standard S17
  Plug: 16A 2P+T 250V - Standard S17
- Presa: Prese biv. 10/16A 2P+T 250V - Standard P17/11(3x)
  Sockets: IT sockets 10/16A 2P+T 250V - Standard P17/11 (3x)



REF.	P	A		PACKAGING	
RS78139	3	16		sfuso - etichettato bulk - labeled	30/240
RS78610	3	16		blister	20/20
RS78140	3	16		sfuso - etichettato bulk - labeled	30/240
RS78639	3	16		blister	20/20

Per dettagli sul prodotto, i poli e la tensione vedere pag.17 . Per le "h" vedere pag.11
For futher details on products, poles and voltage go to page 17. For info on "h" go to page 11.

ADATTATORE SCHUKO | SERIE EMILIA
SCHUKO ADAPTOR | SERIES EMILIA

- Spina: 10A 2P+T 250V - Standard S11
  Plug: 10A 2P+T 250V - Standard S11
- Prese:
  Prese 10A 2P+T 250V - Standard P11 (2x)
  Schuko 10/16A 2P+T 250V - Standard P30-P11(1x)
  Sockets:
  IT sockets 10A 2P+T 250V - Standard P11 (2x)
  IT Schuko socket 10/16A 2P+T 250V - Standard P30-P11 (1x)



REF.	P	A		PACKAGING	
RS78152	3	10		sfuso - etichettato bulk - labeled	40/200
RS78637	3	10		blister	15/15
RS78153	3	10		sfuso - etichettato bulk - labeled	40/200
RS78653	3	10		blister	15/15

ADATTATORE SCHUKO | SERIE EMILIA
SCHUKO ADAPTOR | SERIES EMILIA

- Spina: 16A 2P+T 250V - Standard S17
  Plug: 16A 2P+T 250V - Standard S17
- Prese:
  Prese 10/16A 2P+T 250V - Standard P17/11(2x)
  Schuko biv. 10/16A 2P+T 250V - Standard P30-P11/17 (1x)
  Sockets:
  IT sockets 10/16A 2P+T 250V - Standard P17/11 (2x)
  IT Schuko socket 10/16A 2P+T 250V - Standard P30-P11/17 (1x)



REF.	P	A		PACKAGING	
RS78150	3	16		sfuso - etichettato bulk - labeled	20/160
RS78636	3	16		blister	15/15
RS78151	3	16		sfuso - etichettato bulk - labeled	20/160
RS78651	3	16		blister	15/15

TRIPLA EXTRAPIATTA | SERIE EMILIA
EXTRA-FLAT MULTIPLIER | SERIES EMILIA

- Spina: 10A 2P+T 250V - Standard S11
  Plug: 10A 2P+T 250V - Standard S11
- Presa: 10A 2P+T 250V (3X)
  Socket: IT socket 10A 2P+T 250V (3X)

Nuovo Design
New Design



REF.	P	A		PACKAGING	
RS78130	3	10		sfuso - etichettato bulk - labeled	25/200
RS78530	3	10		blister	15/15
RS78131	3	10		sfuso - etichettato bulk - labeled	25/200
RS78631	3	10		blister	15/15

TRIPLA EXTRAPIATTA | SERIE EMILIA
EXTRA-FLAT MULTIPLIER | SERIES EMILIA

- Spina: 16A 2P+T 250V - Standard S17
  Plug: 16A 2P+T 250V - Standard S17
- Presa: biv. 10/16A 2P+T 250V (3x)
  Socket: IT biv. socket 10/16A 2P+T 250V (3x)

Nuovo Design
New Design



REF.	P	A		PACKAGING	
RS78132	3	16		sfuso - etichettato bulk - labeled	20/160
RS78632	3	16		blister	15/15
RS78133	3	16		sfuso - etichettato bulk - labeled	20/160
RS78633	3	16		blister	15/15

Per dettagli sul prodotto, i poli e la tensione vedere pag.17 . Per le "h" vedere pag.11
For futher details on products, poles and voltage go to page 17. For info on "h" go to page 11.

SPINA MOBILE A 90° SERIE BLITZ
90° ANGLED PLUG SERIES BLITZ

- Spina mobile a squadra a 90° 10A 2P+T 250V
  90° angled movable plug 10A 2P+T 250V
- Standard Italia SPA11 CEI 23-50
  Italian Standard SPA11 CEI 23-50



REF.	P	A		PACKAGING	
RS98013	3	10		sfuso/etichettato bulk/labeled	25/300
RS98508	3	10		blister	20/20
RS98014	3	10		sfuso/etichettato bulk/labeled	25/300
RS98524	3	10		blister	20/20

SPINA SALVASPAZIO SERIE BLITZ
SPACE-SAVING PLUG SERIES BLITZ

- Spina mobile salvaspazio 10A 2P+T 250V
  90° angled movable plug 10A 2P+T 250V
- Standard Italia SPB11e17 CEI 23-50
  Italian Standard SPB11e17 CEI 23-50



REF.	P	A		PACKAGING	
RS99019	3	10		sfuso/etichettato bulk/labeled	100/500
RS99510	3	10		blister	20/20
RS99020	3	16		sfuso/etichettato bulk/labeled	100/500
RS99511	3	16		blister	20/20

SPINA MOBILE A 90° SERIE BLITZ
90° ANGLED PLUG SERIES BLITZ

- Spina mobile a squadra a 90° 16A 2P+T 250V
  90° angled movable plug 16A 2P+T 250V
- Standard Italia SPA17 CEI 23-50
  Italian Standard SPA17 CEI 23-50



REF.	P	A		PACKAGING	
RS98015	3	16		sfuso/etichettato bulk/labeled	25/300
RS98509	3	16		blister	20/20
RS98016	3	16		sfuso/etichettato bulk/labeled	25/300
RS98525	3	16		blister	20/20

SPINA CON 1 PRESA BIV SERIE MARCHIO
PLUG WITH 1 BIV SOCKET MARCHIO SERIES

- Spina: 16A 2P+T 250V - Standard S17
  Plug: 16A 2P+T 250V - Standard S17
- Presa biv. 10/16A 2P+T 250V - Standard P17-P11
  IT biv. socket 10/16A 2P+T 250V - Standard P17-P11



REF.	P	A		PACKAGING	
RS78023	3	16		sfuso/etichettato bulk/labeled	100/500
RS78514	3	16		blister	20/20
RS78024	3	16		sfuso/etichettato bulk/labeled	100/500
RS78524	3	16		blister	20/20

Per dettagli sul prodotto, i poli e la tensione vedere pag.17 . Per le "h" vedere pag.11
For futher details on products, poles and voltage go to page 17. For info on "h" go to page 11.

SPINA MOBILE | SERIE SCHUKO
MOVABLE PLUG | SCHUKO SERIES

- Spina mobile 16A 2P+T 250V
  Plug 16A 2P+T 250V
- Standard S30 CEI 23-50
  Standard S30 CEI 23-50



REF.	P	A		PACKAGING	
RS96001	3	16		sfuso/etichettato bulk/labeled	30/360
RS96501	3	16		blister	20/20
RS96002	3	16		sfuso/etichettato bulk/labeled	30/360
RS96503	3	16		blister	20/20

PRESA MOBILE | SERIE SCHUKO
SOCKET | SCHUKO SERIES

- Presa mobile 10/16A 2P+T 250V
  Socket 10/16A 2P+T 250V
- Standard P30-P11/17 CEI 23-50
  Standard P30-P11/17 CEI 23-50



REF.	P	A		PACKAGING	
RS96003	3	10 16		sfuso/etichettato bulk/labeled	25/200
RS96502	3	10 16		blister	20/20
RS96004	3	10 16		sfuso/etichettato bulk/labeled	25/200
RS96504	3	10 16		blister	20/20

SPINA CON 1 PRESA SCHUKO BIV
PLUG WITH + 1 BIV SCHUKO SOCKET
SERIE SCHUKO
SCHUKO SERIES

- Spina: 16A 2P+T 250V - Standard S30
  Plug: 16A 2P+T 250V - Standard S30
- Presa biv. 10/16A 2P+T 250V - Standard P17-P11
  IT biv. socket 10/16A 2P+T 250V - Standard P17-P11



REF.	P	A		PACKAGING	
RS70140	3	16		sfuso/etichettato bulk/labeled	48/200
RS70540	3	16		blister	15/15
RS70140N	3	16		sfuso/etichettato bulk/labeled	48/200
RS70540N	3	16		blister	15/15

ADATTATORE TRIPLO | SERIE SCHUKO
3 WAYS ADAPTOR | SCHUKO SERIES

- Spina: Schuko 16A 2P+T 250V - Standard S30
  Plug: Schuko 16A 2P+T 250V - Standard S30
- Presa: Schuko 16A 2P+T 250V - Standard P30 (3x)
  Schuko socket 16A 2P+T 250V - Standard P30 (3x)



REF.	P	A		PACKAGING	
RS1303	3	16		sfuso/etichettato bulk/labeled	10/60

Per dettagli sul prodotto, i poli e la tensione vedere pag.17 . Per le "h" vedere pag.11
For futher details on products, poles and voltage go to page 17. For info on "h" go to page 11.

ADATTATORE SERIE CETUS
ADAPTOR CETUS SERIES

- Spina: Schuko 16A 2P+T 250V - Standard Italia S30
  Plug: Schuko 16A 2P+T 250V - Italian Standard S30
- Prese: Schuko biv. 10/16A 2P+T 250V - Standard P30-P11/17 (1x)
  10/16A 2P+T 250V - Standard P17/11 (2x)
  Sockets: IT Schuko 10/16A 2P+T 250V - Standard P30-P11/17 (1x
  10/16A 2P+T 250V - Standard P17/11(2x)



REF.	P	A		PACKAGING	
RS78054	3	16		sfuso/etichettato bulk/labeled	20/100
RS78542	3	16		blister	15/15
RS78059	3	16		sfuso/etichettato bulk/labeled	20/100
RS78559	3	16		blister	15/15

CARICATORE USB
USB CHARGER

- Caricatore USB doppio
  Double USB charger
- Entrata 250V
  Input 250V
- Uscita 5V/2,1A
  Output 5V/2,1A

- Spina Schuko 10A 2P 250V
  Schuko plug 10A 2P 250V
- Prese: 2 x Prese USB
  Sockets: 2 x USB sockets



Spina piccola 10A



REF.	P	A		PACKAGING	
RS1450	2	2,1		Blister Blister	1/8

ADATTATORE DA VIAGGIO SERIE CETUS
TRAVEL ADAPTOR CETUS SERIES

Adattatore da viaggio con spina:
Schuko/Francia/IT 10A 2P
British 13A 2P
USA 15A 2P
Presa:
Schuko/Francia/IT 10A 2P
British 13A 2P
USA 15A 2P



REF.	P	A		PACKAGING	
ST133	2	10		sfuso/etichettato bulk/labeled	1/10

Per dettagli sul prodotto, i poli e la tensione vedere pag.17 . Per le "h" vedere pag.11
For futher details on products, poles and voltage go to page 17. For info on "h" go to page 11.

NOTES

NEW DESIGN

TUTTI MI CERCANO. TUTTI MI VOGLIONO.

Design and Quality ROSI

Unico sul mercato
Unique in the market

Prese grandi
10/16A
Sockets: 10/16A





Spina piccola
10A 2P+T
Plug: 10A 2P+T

PIÙ SICUREZZA
NELLE VOSTRE CASE

MORE SAFETY
IN YOUR HOME

Emilia prime

ADATTATORE CON LIMITATORE AUTORIPRISTINABILE

ADAPTOR WITH AUTORESETTABLE SURGER DIVERTER

PRODOTTO BREVETTATO
PATENTED

L'unico adattatore triplo con spina 10A 2P+T
che permette l'utilizzo di prese piccole 10A
inserendo spine grandi 16A.
Con le stesse dimensioni di una normale tripla.

The only triple adaptor with plug 10A 2P+T
that allows you to use a 16A plug into a 10A socket .
With the same dimensions of a normal adaptor .



In caso di
SOVRACCARICO
interviene
automaticamente
il LIMITATORE
di SICUREZZA
autoripristinabile

In case of
OVERLOAD,
the SURGE DIVERTER
automatically
springs into action

ADATTATORE TRIPLO SERIE EMILIA
3 WAYS ADAPTOR SERIES EMILIA

- Spina: 10A 2P+T 250V
  Plug: 10A 2P+T 250V
- Presa:
  2 x Prese biv. 10/16A 2P+T 250V - Standard P17/11
  1 x Schuko biv. 10/16A 2P+T 250V - Standard P30-P11/17
  Socket:
  2 x IT Sockets 10/16A 2P+T 250V - Standard P17/11
  1 x IT Schuko socket 10/16A 2P+T 250V- Standard P30-P11/17



REF.	P	A		PACKAGING	
RS78045T	3	10		sfuso/etichettato bulk/labeled	20/160
RS78545T	3	10		blister	15/15
RS78046T	3	10		sfuso/etichettato bulk/labeled	20/160
RS78546T	3	10		blister	15/15

ADATTATORE TRIPLO SERIE EMILIA
3 WAYS ADAPTOR SERIES EMILIA

- Spina: 10A 2P+T 250V
  Plug: 10A 2P+T 250V
- Presa:
  3 x Prese biv. 10/16A 2P+T 250V - Standard P17/11
  Socket:
  3 x IT Sockets 10/16A 2P+T 250V - Standard P17/11



REF.	P	A		PACKAGING	
RS78041T	3	10		sfuso/etichettato bulk/labeled	30/200
RS78541T	3	10		blister	15/15
RS78042T	3	10		sfuso/etichettato bulk/labeled	30/200
RS78543T	3	10		blister	15/15





Per dettagli sul prodotto, i poli e la tensione vedere pag.17 . Per le "h" vedere pag.11
For futher details on products, poles and voltage go to page 17. For info on "h" go to page 11.

BREVETTATO
PATENTED

90° **SALVASPAZIO**
SPACE-SAVING

Sostituisce efficacemente l'adattatore standard

It efficiently substitutes the standard adaptor.

La speciale angolazione a 90° la rende adatta anche agli spazi ridotti.

The special angle makes it suitable for the smallest spaces.



Design and Quality ROSI

UNIKA

ADATTATORE SCHUKO 90° SALVASPAZIO
90° SCHUKO ADAPTOR

L'INDISPENSABILE PER LA CASA

ESSENTIAL FOR YOUR HOME



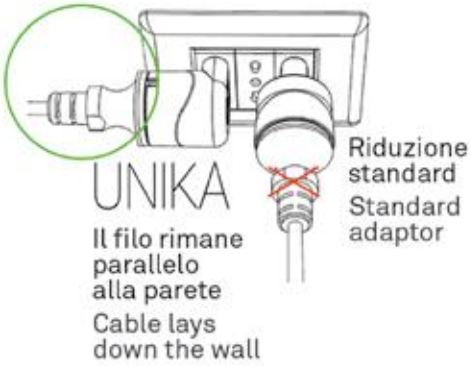

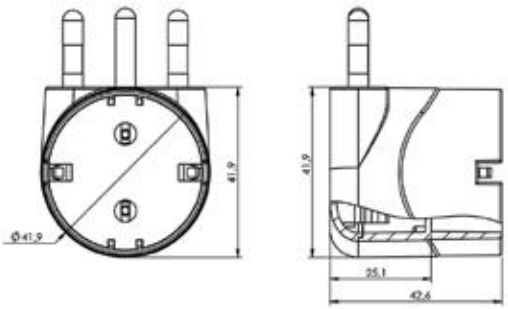

Permette di utilizzare un maggior numero di prese

It allowes the usages of more sockets

Tutta la gamma è disponibile in due colori:
The range is available in two colors:

ADATTATORE SCHUKO 90° | SERIE UNIKA
90° SCHUKO ADAPTOR | SERIES UNIKA

- Spina: 10A 2P+T 250V - Standard S11
  Plug: 10A 2P+T 250V - Standard S11
- Presa:
  1 x Schuko biv. 10/16A 2P+T 250V - Standard P30-P11
  Socket:
  1 x IT Schuko socket 10/16A 2P+T 250V-Standard P30-P11



REF.	P	A		PACKAGING	
RS78027	3	10		sfuso/etichettato bulk/labeled	15/180
RS78627	3	10		blister	15/15
RS78028	3	10		sfuso/etichettato bulk/labeled	15/180
RS78628	3	10		blister	15/15

ADATTATORE SCHUKO 90° | SERIE UNIKA
90° SCHUKO ADAPTOR | SERIES UNIKA

- Spina: 16A 2P+T 250V - Standard S17
  Plug: 16A 2P+T 250V - Standard S17
- Presa:
  1 x Schuko biv. 10/16A 2P+T 250V - Standard P30-P11
  Socket:
  1 x IT Schuko socket 10/16A 2P+T 250V-Standard P30-P11



REF.	P	A		PACKAGING	
RS78029	3	16		sfuso/etichettato bulk/labeled	15/180
RS78629	3	16		blister	15/15
RS78030	3	16		sfuso/etichettato bulk/labeled	15/180
RS78630	3	16		blister	15/15

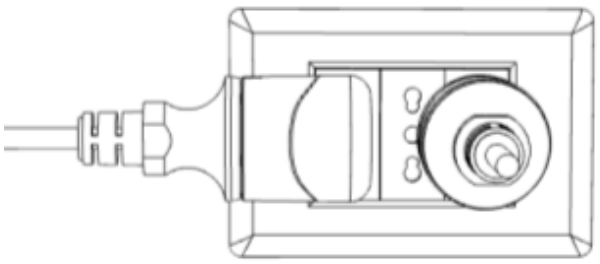

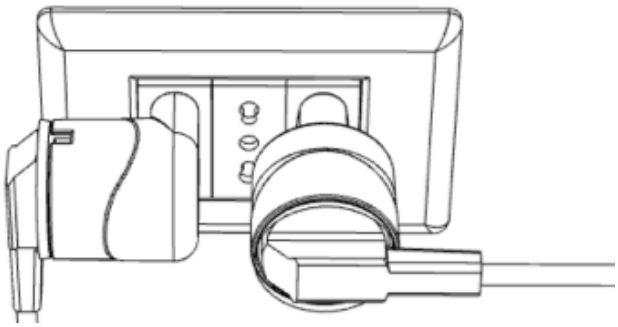

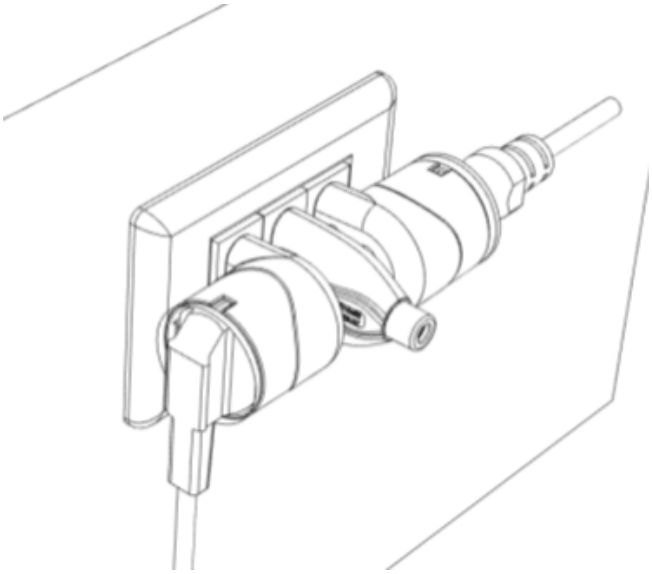

Per dettagli sul prodotto, i poli e la tensione vedere pag.17 . Per le "h" vedere pag.11
For futher details on products, poles and voltage go to page 17. For info on "h" go to page 11.

Design and Quality ROSI

IN GOMMA - *RUBBER*



Più comoda nel montaggio
con l'esclusivo fissaggio a 2 viti

Easy mounting system
with 2 fixing screws

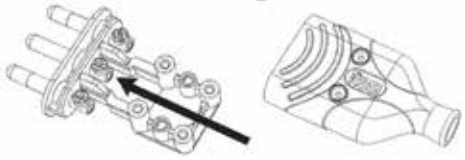

Nessun impedimento per il
fissaggio del contatto di terra
e per l'ingresso del cavo

Easy earth pin fixing
and cable entry

NUOVA GAMMA DI SPINE E PRESE IN GOMMA ANTISCHIACCIAMENTO

NEW RANGE ANTI-CRUSHING RUBBER PLUGS AND SOCKETS

ela PLUG

LA PIÙ RICHIESTA
DAI PROFESSIONISTI

THE MOST DEMANDED
BY PROFESSIONALS

Disponibile in due colori:
Bianco o Nero

SPINA MOBILE | SERIE ELAPLUG

MOVABLE PLUG | SERIES ELAPLUG

- Spina mobile 10A 2P 250V
  Plug 10A 2P 250V
- Standard Italia S10 CEI 23-50
  Italian Standard S10 CEI 23-50



REF.	P	A		PACKAGING	
RS78001	2	10		sfuso/etichettato bulk/labeled	90/720
RS78601	2	10		blister	20/20
RS78002	2	10		sfuso/etichettato bulk/labeled	90/720
RS78602	2	10		blister	20/20

PRESA MOBILE | SERIE ELAPLUG

MOVABLE SOCKET | SERIES ELAPLUG

- Presa mobile 10A 2P+T 250V
  Socket 10A 2P+T 250V
- Standard Italia P11 CEI 23-50
  Italian Standard P11 CEI 23-50



REF.	P	A		PACKAGING	
RS78203	3	10		sfuso/etichettato bulk/labeled	20/240
RS78703	3	10		blister	20/20
RS78204	3	10		sfuso/etichettato bulk/labeled	20/240
RS78704	3	10		blister	20/20

Per dettagli sul prodotto, i poli e la tensione vedere pag.17 . Per le "h" vedere pag.11
For futher details on products, poles and voltage go to page 17. For info on "h" go to page 11.

SPINA MOBILE | SERIE ELAPLUG
MOVABLE PLUG | SERIES ELAPLUG

- Spina mobile 10A 2P+T 250V
  Plug 10A 2P+T 250V
- Standard Italia S11 CEI 23-50
  Italian Standard S11 CEI 23-50



REF.	P	A		PACKAGING	
RS78003	3	10		sfuso/etichettato bulk/labeled	20/240
RS78603	3	10		blister	20/20
RS78004	3	10	■	sfuso/etichettato bulk/labeled	20/240
RS78604	3	10	■	blister	20/20

PRESA MOBILE | SERIE ELAPLUG
MOVABLE SOCKET | SERIES ELAPLUG

- Presa mobile 10/16A 2P+T 250V
  Socket 10/16A 2P+T 250V
- Standard Italia P17/11 CEI 23-50
  Italian Standard P17/11 CEI 23-50



REF.	P	A		PACKAGING	
RS78205	3	10 16		sfuso/etichettato bulk/labeled	30/240
RS78705	3	10 16		blister	20/20
RS78206	3	10 16	■	sfuso/etichettato bulk/labeled	30/240
RS78706	3	10 16	■	blister	20/20

SPINA MOBILE | SERIE ELAPLUG
MOVABLE PLUG | SERIES ELAPLUG

- Spina mobile 16A 2P+T 250V
  Plug 16A 2P+T 250V
- Standard Italia S17 CEI 23-50
  Italian Standard S17 CEI 23-50



REF.	P	A		PACKAGING	
RS78006	3	16		sfuso/etichettato bulk/labeled	25/300
RS78606	3	16		blister	20/20
RS78007	3	16	■	sfuso/etichettato bulk/labeled	25/300
RS78607	3	16	■	blister	20/20

Per dettagli sul prodotto, i poli e la tensione vedere pag.17 . Per le "h" vedere pag.11
For futher details on products, poles and voltage go to page 17. For info on "h" go to page 11.





MULTIPRESE
MULTISOCKETS

Multiprese Emilia Multisockets Emilia	Multiprese Emilia	**pag. 158** pag. 158
Serie Bivalente SeriesBivalent		**pag. 160** pag. 160
Serie Schuko bivalente Series bivalent Schuko		**pag. 162** pag. 162
Serie Trix Series Trix		**pag. 163** pag. 163
Serie Quadrata Series Quadrata		**pag. 164** pag. 164
Emilia Smart Emilia Smart		**pag. 166** pag. 166

NUOVO DESIGN
NEW DESIGN

Design and Quality ROSI

Bicolor: Bianca e Grigia
Bicolor: White and Grey

Nera
Total Black

Prese Schuko con pozzetto basso P40 per renderle più compatte

1,5m



4 Schuko biv 10/16A

Interruttore luminoso di accensione
Light and switch

Multiprese *Emilia*

MULTIPRESA DOMESTICA CON CAVO

LE PIÙ COMPATTE DEL MERCATO
MOST COMPACT



5 Schuko biv 10/16A



3 Schuko biv 10/16A



6 Schuko biv 10/16A

3 POSTI CON CAVO | SERIE EMILIA
3 WAYS WITH CABLE | EMILIA SERIES



REF.	RS94001 ☐	RS94002 ■
PRESE SOCKETS	• Schuko biv. 10/16A 2P+T 250V (3x) Standard P40	
CAVO CABLE	1,5 mt H05VV-F 3G1	SPINA PLUG 16A S17
	✓	
PACKAGING	10/10	Sacchetto e cavaliere Hang hole bag

4 POSTI CON CAVO | SERIE EMILIA
4 WAYS WITH CABLE | EMILIA SERIES



REF.	RS94060 ☐	RS94073 ■
PRESE SOCKETS	• Schuko biv. 10/16A 2P+T 250V (4x) Standard P40	
CAVO CABLE	1,5 mt H05VV-F 3G1	SPINA PLUG 16A S17
	✓	
PACKAGING	10/10	Sacchetto e cavaliere Hang hole bag

5 POSTI CON CAVO | SERIE EMILIA
5 WAYS WITH CABLE | EMILIA SERIES



REF.	RS94005 ☐	RS94006 ■
PRESE SOCKETS	• Schuko biv. 10/16A 2P+T 250V (5x) Standard P40	
CAVO CABLE	1,5 mt H05VV-F 3G1	SPINA PLUG 16A S17
	✓	
PACKAGING	10/10	Sacchetto e cavaliere Hang hole bag

6 POSTI CON CAVO | SERIE EMILIA
6 WAYS WITH CABLE | EMILIA SERIES



REF.	RS94124 ☐	RS94125 ■
PRESE SOCKETS	• Schuko biv. 10/16A 2P+T 250V (6x) Standard P40	
CAVO CABLE	1,5 mt H05VV-F 3G1	SPINA PLUG 16A S17
	✓	
PACKAGING	10/10	Sacchetto e cavaliere Hang hole bag

3 POSTI SERIE BIVALENTE
3 WAYS SERIES BIVALENT



REF.	RS92007		
PRESE SOCKETS	• Biv. 10/16A 2P+T 250V (3x) Standard P11/17		
CAVO CABLE	no	SPINA PLUG	no
	no		
PACKAGING	20x100	Sacchetto e cavaliere Hang hole bag	

4 POSTI SERIE BIVALENTE
4 WAYS SERIES BIVALENT



REF.	RS92011 ⬜	RS92012 ⬛	
PRESE SOCKETS	• Biv. 10/16A 2P+T 250V (4x) Standard P11/17		
CAVO CABLE	no	SPINA PLUG	no
	no		
PACKAGING	15x75	Sacchetto e cavaliere Hang hole bag	

3 POSTI CON CAVO E SPIA
3 WAYS WITH CABLE AND LIGHT
SERIE BIVALENTE
SERIES BIVALENT



REF.	RS92113		
PRESE SOCKETS	• Biv. 10/16A 2P+T 250V (3x) Standard P11/17		
CAVO CABLE	1,5 m H05VV-F 3G1	SPINA PLUG	16A 3P 250V Standard S17
	✓		
PACKAGING	5/25	Sacchetto e cavaliere Hang hole bag	

4 POSTI CON CAVO E SPIA
4 WAYS WITH CABLE AND LIGHT
SERIE BIVALENTE
SERIES BIVALENT



REF.	RS92114		
PRESE SOCKETS	• Biv. 10/16A 2P+T 250V (4x) Standard P11/17		
CAVO CABLE	1,5 m H05VV-F 3G1	SPINA PLUG	16A 3P 250V Standard S17
	✓		
PACKAGING	5/25	Sacchetto e cavaliere Hang hole bag	

5 POSTI CON CAVO E SPIA
5 WAYS WITH CABLE AND LIGHT
SERIE BIVALENTE
SERIES BIVALENT



REF.	RS92117		
PRESE SOCKETS	• Biv. 10/16A 2P+T 250V (5x) Standard P11/17		
CAVO CABLE	1,5 m H05VV-F 3G1	SPINA PLUG	16A 3P 250V Standard S17
	✓		
PACKAGING	15/75	Sacchetto e cavaliere Hang hole bag	

6 POSTI CON CAVO E SPIA
6 WAYS WITH CABLE AND LIGHT
SERIE BIVALENTE
SERIES BIVALENT



REF.	RS92118		
PRESE SOCKETS	• Biv. 10/16A 2P+T 250V P17/11 (6x) Standard P11/17		
CAVO CABLE	1,5 m H05VV-F 3G1	SPINA PLUG	16A 3P 250V Standard S17
	✓		
PACKAGING	15/75	Sacchetto e cavaliere Hang hole bag	

6 POSTI SERIE BIVALENTE
6 WAYS SERIES BIVALENT



REF.	RS92015 ☐	RS92016 ■	
PRESE SOCKETS	• Biv. 10/16A 2P+T 250V P17/11 (6x) Standard P11/17		
CAVO CABLE	no	SPINA PLUG	no
	no		
PACKAGING	5/25	Sacchetto e cavaliere Hang hole bag	

8 POSTI CON CAVO E SPIA
8 WAYS WITH CABLE AND LIGHT
SERIE BIVALENTE
SERIES BIVALENT



REF.	RS92121 ☐		
PRESE SOCKETS	• Biv. 10/16A 2P+T 250V (8x) Standard P11/17		
CAVO CABLE	1,5 m H05VV-F 3G1	SPINA PLUG	16A 3P 250V Standard S17
	✓		
PACKAGING	15/75	Sacchetto e cavaliere Hang hole bag	

SERIE SCHUKO BIVALENTE
BIV. SCHUKO SERIES
3



Articolo in esaurimento.
Scopri il nuovo design a pag.163 > Multiprese Emilia

REF.	RS92001 ☐	RS92002 ■
PRESE SOCKETS	• Schuko biv. 10/16A 2P+T 250V (3x) Standard P30 P17/11	
CAVO CABLE	1,5 m H05VV-F 3G1	SPINA PLUG: 16A 3P 250V Standard S17
	✓	
PACKAGING	5/25	Sacchetto e cavaliere Hang hole bag

SERIE SCHUKO BIVALENTE
BIV. SCHUKO SERIES
4



REF.	RS92023 ☐	RS92024 ■
PRESE SOCKETS	• Schuko biv. 10/16A 2P+T 250V (4x) Standard P30 P17/11	
CAVO CABLE	no	SPINA PLUG: no
	no	
PACKAGING	10/50	Sacchetto e cavaliere Hang hole bag

SERIE SCHUKO BIVALENTE
BIV. SCHUKO SERIES
6



REF.	RS92005 ☐	RS92006 ■
PRESE SOCKETS	• Schuko biv. 10/16A 2P+T 250V (6x) Standard P30 P17/11	
CAVO CABLE	1,5 m H05VV-F 3G1	SPINA PLUG: 16A 3P 250V Standard S17
	✓	
PACKAGING	5/25	Sacchetto e cavaliere Hang hole bag

6 POSTI CON 6 INTERRUTTORI
6 WAYS WITH 6 LIGHTS
SERIE BIVALENTE
SERIES BIVALENT

con Interruttore Generale Limitatore

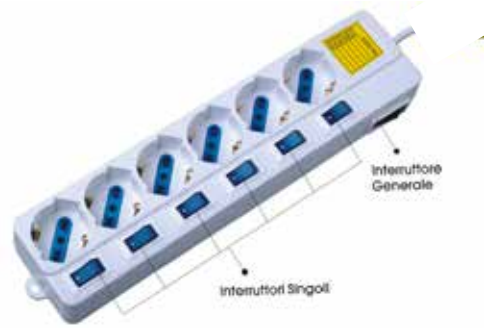

REF.	RS203060
PRESE SOCKETS	• Schuko Biv. 10/16A 2P+T 250V P30-P11/17 (6x) Standard P30-P11/17
CAVO CABLE	1,5 m H05VV-F 3G1	SPINA PLUG: 16A 3P 250V Standard S17
	✓
PACKAGING	1/30	Sacchetto e cavaliere Hang hole bag

6 POSTI | SERIE TRIX
6 WAYS | TRIX SERIES



REF.	RS92102		
PRESE SOCKETS	• Schuko biv. 10/16A 2P+T 250V (2x) Standard P30-P11/17 • Biv. 10/16A 2P+T 250V P17/11 4x) Standard P11/17		
CAVO CABLE	no	SPINA PLUG	no
	no		
PACKAGING	10/10	Sacchetto e cavaliere Hang hole bag	

6 POSTI CON CAVO E SPIA | SERIE TRIX
6 WAYS WITH CABLE AND LIGHT | TRIX SERIES



REF.	RS92104N		
PRESE SOCKETS	• Schuko biv. 10/16A 2P+T 250V (2x) Standard P30-P11/17 • Biv. 10/16A 2P+T 250V P17/11 (4x) Standard P11/17		
CAVO CABLE	1,5 m H05VV-F 3G1	SPINA PLUG	16A 3P 250V Standard S17
	✓		
PACKAGING	5/5	Sacchetto e cavaliere Hang hole bag	

6 POSTI CON CAVO E SPIA | SERIE TRIX
6 WAYS WITH CABLE AND LIGHT | TRIX SERIES



REF.	RS92104		
PRESE SOCKETS	• Schuko biv. 10/16A 2P+T 250V (2x) Standard P30-P11/17 • Biv. 10/16A 2P+T 250V P17/11 (4x) Standard P11/17		
CAVO CABLE	1,5 m H05VV-F 3G1	SPINA PLUG	16A 3P 250V Standard S17
	✓		
PACKAGING	5/5	Sacchetto e cavaliere Hang hole bag	

9 POSTI | SERIE TRIX
9 WAYS | TRIX SERIES



REF.	RS92099		
PRESE SOCKETS	• Schuko biv. 10/16A 2P+T 250V (3x) Standard P30-P11/17 • Biv. 10/16A 2P+T 250V P17/11 (6x) Standard P11/17		
CAVO CABLE	no	SPINA PLUG	no
	no		
PACKAGING	5/5	Sacchetto e cavaliere Hang hole bag	

9 POSTI CON CAVO E SPIA — SERIE TRIX
9 WAYS WITH CABLE AND LIGHT — TRIX SERIES



REF.	RS92101N		
PRESE SOCKETS	• Schuko biv. 10/16A 2P+T 250V (3x) Standard P30-P11/17 • Biv. 10/16A 2P+T 250V P17/11 (6x) Standard P11/17		
CAVO CABLE	1,5 m H05VV-F 3G1	SPINA PLUG	16A 3P 250V Standard S17
	✓		
PACKAGING	5/5	Sacchetto e cavaliere Hang hole bag	

8 POSTI CON CAVO, SPIA, SALVAFULMINI
8 WAYS WITH CABLE, LIGHT, LIGHTING ARRESTED
SERIE QUADRATA
SERIES QUADRATA



REF.	RS92129		
PRESE SOCKETS	• Schuko biv. 10/16A 2P+T 250V (8x) Standard P30-P11/17		
CAVO CABLE	1,5 m H05VV-F 3G1	SPINA PLUG	16A 3P 250V Standard S17
	✓		
PACKAGING	5/30	Sacchetto e cavaliere Hang hole bag	
	✓		

9 POSTI CON CAVO E SPIA — SERIE TRIX
9 WAYS WITH CABLE AND LIGHT — TRIX SERIES



REF.	RS92101		
PRESE SOCKETS	• Schuko biv. 10/16A 2P+T 250V (3x) Standard P30-P11/17 • Biv. 10/16A 2P+T 250V P17/11 (6x) Standard P11/17		
CAVO CABLE	1,5 m H05VV-F 3G1	SPINA PLUG	16A 3P 250V Standard S17
	✓		
PACKAGING	5/5	Sacchetto e cavaliere Hang hole bag	

6 POSTI CON CAVO, SPIA, SALVAFULMINI
6 WAYS WITH CABLE, LIGHT, LIGHTING ARRESTED
SERIE QUADRATA
SERIES QUADRATA



REF.	RS92125		
PRESE SOCKETS	• Schuko biv. 10/16A 2P+T 250V (6x) Standard P30-P11/17		
CAVO CABLE	1,5 m H05VV-F 3G1	SPINA PLUG	16A 3P 250V Standard S17
	✓		
PACKAGING	5/30	Sacchetto e cavaliere Hang hole bag	
	✓		

ROSI
Energy for You

NOTES

PRODOTTO BREVETTATO

Design and Quality ROSI



Disponibile in
2 colorazioni:
- bianca
- nera

3 Prese Schuko 10/16A

4 Prese Biv. 10/16A

Emilia SMART MULTIPRESA DA PARETE

LA PIÙ DESIDERATA

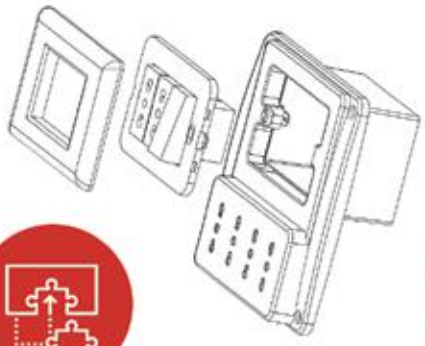

Più comodità e sicurezza senza creare disordine o pericolo

Il facile montaggio non necessita di **nessuna opera muraria**, solo di un semplice collegamento elettrico.

Compatibile con tutte le placche 3 posti presenti sul mercato. Non si deve cambiare niente dell'impianto esistente.

Per aggiungere prese in qualsiasi punto della casa con il **minimo ingombro**

 Casa

 Cucina

 Bagno

 Ufficio

 Ambienti indoor

MULTIPRESA DA PARETE - EMILIA SMART

WALL MULTISOCKET - EMILIA SMART

EMILIA SMART
EMILIA SMART

IP20



REF.	RS94130 ⬜	RS94131 ⬛
PRESE SOCKETS	• Biv. 10/16A 250V (4X)	
Compatibile con tutte le scatole 3 posti presenti sul mercato		
PACKAGING	20	Singolo in cartone appendibile Blister

EMILIA SMART
EMILIA SMART

IP20



REF.	RS94132 ⬜	RS94133 ⬛
PRESE SOCKETS	• Schuko biv. 10/16A250V (3X)	
Compatibile con tutte le scatole 3 posti presenti sul mercato		
PACKAGING	20	Singolo in cartone appendibile Blister









AVVOLGICAVI E PROLUNGHE ITALIA
ITALIAN CABLE REELS AND EXTENSION CABLES

Serie CR pag. 170
Series CR pag. 170

Serie Garden pag. 171
Series Garden pag. 171

Serie Rotra pag. 172
Series Rotra pag. 172

Prolunghe giardino pag. 173
Garden extension cables pag. 173

Prolunghe domestiche pag. 174
Domestic extension cables pag. 174

AVVOLGICAVI E PROLUNGHE EXPORT
EXPORT CABLE REELS AND EXTENSION CABLES

Avvolgicavi Schuko pag. 176
Schuko cable reels pag. 176

Avvolgicavi Francia pag. 178
French cable reels pag. 178

Avvolgicavi UK pag. 180
British cable reels pag. 180

Prolunghe pag. 181
Extension cables pag. 181

AVVOLGICAVO | **SERIE CR** | **IP20**
CABLE REEL | **SERIES CR**

- Dispositivo di protezione
  Safety cut-out
- Supporto metallico
  Metal frame

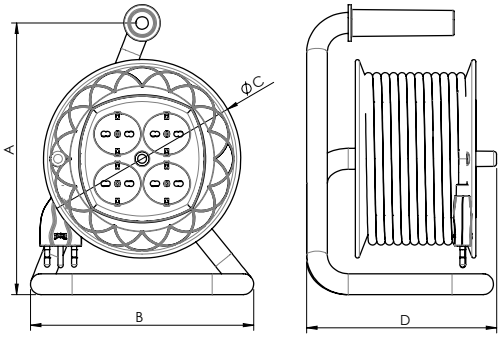





m	15	25	40	50
A	260	260	360	360
B	215	215	295	295
C	190	190	294	294
D	183	183	226	226

REF.	SEZ.CAVO CABLE SECT.	TIPO CAVO CABLE TYPE	m		TENSIONE VOLTAGE	PRESE SOCKETS	SPINE PLUGS	
CR14154BNS	3G1,5	H05VV-F	15	3500W	250V	4 Schuko biv. 10/16A 3P	1 IT 16A 3P	4
CR14254BN	3G1,5	H05VV-F	25	3500W	250V	4 Schuko biv. 10/16A 3P	1 IT 16A 3P	1
CR14404BN	3G1,5	H05VV-F	40	3500W	250V	4 Schuko biv. 10/16A 3P	1 IT 16A 3P	1
CR14504BN	3G1,5	H05VV-F	50	3500W	250V	4 Schuko biv. 10/16A 3P	1 IT 16A 3P	1
CR14255BN	3G2,5	H05VV-F	25	3500W	250V	4 Schuko biv. 10/16A 3P	1 IT 16A 3P	1
CR14405BN	3G2,5	H05VV-F	40	3500W	250V	4 Schuko biv. 10/16A 3P	1 IT 16A 3P	1
CR14505BN	3G2,5	H05VV-F	50	3500W	250V	4 Schuko biv. 10/16A 3P	1 IT 16A 3P	1

Per informazioni su avvolgicavi con standard Schuko per utilizzi pesanti consultare pag. 98-103
For further information about cable reels with biv. Schuko standard for industrial purposes go to page 98-103






Per dettagli sul prodotto, i poli e la tensione vedere pag.17 . Per le "h" vedere pag.11
For futher details on products, poles and voltage go to page 17. For info on "h" go to page 11.

AVVOLGICAVO SERIE GARDEN
CABLE REEL SERIES GARDEN

IP20

- Dispositivo di protezione
  Safety cutout
- Supporto metallico
  Metal frame





REF.	SEZ.CAVO CABLE SECT.	TIPO CAVO CABLE TYPE	m		TENSIONE VOLTAGE	PRESE SOCKETS	SPINE PLUGS	
GD14203VR	3G1	H05VV-F	20	2200W	250V	1 Schuko 16A 3P	1 IT 16A 3P	4
GD14254VR	3G1,5	H05VV-F	25	3500W	250V	1 Schuko 16A 3P	1 IT 16A 3P	1
GD14504VR	3G1,5	H05VV-F	50	3500W	250V	1 Schuko 16A 3P	1 IT 16A 3P	1

AVVOLGICAVO VUOTO SERIE GARDEN
EMPTY CABLE REEL SERIES GARDEN

- Senza cavo
  Without cable
- Supporto metallico
  Metal frame





REF.	DESCRIZIONE	DESCRIPTION	
GD0230V	Avvolgicavo senza cavo con: • Supporto metallico provvisto di manopola • Tamburo in polipropilene per avvolgimento cavo • ⦰ Tamburo: 230 mm	Empty Cable Reel composed of: • Metal frame with handle • Polypropylene drum for the cable reeling • ⦰ Drum: 230 mm	1
GD0300V	Avvolgicavo senza cavo con: • Supporto metallico provvisto di manopola • Tamburo in polipropilene per avvolgimento cavo • ⦰ Tamburo: 300 mm	Empty Cable Reel composed of: • Metal frame with handle • Polypropylene drum for the cable reeling • ⦰ Drum: 30 0 mm	1

Per dettagli sul prodotto, i poli e la tensione vedere pag.17 . Per le "h" vedere pag.11
For futher details on products, poles and voltage go to page 17. For info on "h" go to page 11.

AVVOLGICAVO | **SERIE ROTRA** | **IP20**
CABLE REEL | **SERIES ROTRA**

- Dispositivo di protezione
  Safety cutout



REF.	SEZ.CAVO CABLE SECT.	TIPO CAVO CABLE TYPE	m		TENSIONE VOLTAGE	PRESE SOCKETS	SPINE PLUGS	
RS76107	3G1	H05VV-F	5	2200W	250V	Schuko Biv. 10/16A 3P (4x)	1 IT 16A 3P	10
RS76110	3G1,5	H05VV-F	5	3200W	250V	Schuko Biv. 10/16A 3P (4x)	1 IT 16A 3P	10
RS76111	3G1,5	H05VV-F	10	3200W	250V	Schuko Biv. 10/16A 3P (4x)	1 IT 16A 3P	6
RS76113	3G1,5	H05VV-F	15	3200W	250V	Schuko Biv. 10/16A 3P (4x)	1 IT 16A 3P	6
RS76114	3G1,5	H05VV-F	20	3200W	250V	Schuko Biv. 10/16A 3P (4x)	1 IT 16A 3P	4

Per dettagli sul prodotto, i poli e la tensione vedere pag.17 . Per le “h” vedere pag.11
For futher details on products, poles and voltage go to page 17. For info on “h” go to page 11.

PROLUNGA GIARDINO
GARDEN EXTENSION CABLE

IP20

- Colore cavo:
  Cable color:



REF.	SEZ.CAVO CABLE SECT.	TIPO CAVO CABLE TYPE	m		TENSIONE VOLTAGE	PRESE SOCKETS	SPINE PLUGS	PACKAGING	
ER12203R	3G1	H05VV-F	20	2200W	250V	Schuko 10A 3P	1 IT 10A 3P	Film	5
ER12253R	3G1	H05VV-F	25	2200W	250V	Schuko 10A 3P	1 IT 10A 3P	Film	5
ER12204R	3G1,5	H05VV-F	20	3500W	250V	Schuko 16A 3P	1 IT 10A 3P	Film	5
ER12254R	3G1,5	H05VV-F	25	3500W	250V	Schuko 16A 3P	1 IT 16A 3P	Film	5
ER12304R	3G1,5	H05VV-F	30	3500W	250V	Schuko 16A 3P	1 IT 16A 3P	Film	5
ER12404R	3G1,5	H05VV-F	40	3500W	250V	Schuko 16A 3P	1 IT 16A 3P	Film	5
ER12504R	3G1,5	H05VV-F	50	3500W	250V	Schuko 16A 3P	1 IT 16A 3P	Film	5
ER12255R	3G2,5	H05VV-F	25	3500W	250V	Schuko 16A 3P	1 IT 16A 3P	Film	5
ER12305R	3G2,5	H05VV-F	30	3500W	250V	Schuko 16A 3P	1 IT 16A 3P	Film	5
ER12405R	3G2,5	H05VV-F	40	3500W	250V	Schuko 16A 3P	1 IT 16A 3P	Film	5
ER12505R	3G2,5	H05VV-F	50	3500W	250V	Schuko 16A 3P	1 IT 16A 3P	Film	5

Per dettagli sul prodotto, i poli e la tensione vedere pag.17 . Per le “h” vedere pag.11
For futher details on products, poles and voltage go to page 17. For info on “h” go to page 11.

PROLUNGA DOMESTICA
DOMESTIC EXTENSION CABLE



REF.		P	SEZ.CAVO CABLE SECT.	TIPO CAVO CABLE TYPE	m	TENSIONE VOLTAGE	PRESE SOCKETS	SPINE PLUGS	PACKAGING	
RS92047	○	3	3G1	H05VV-F	3	230V	IT 10A 3P S11	IT 10A 3P	Sacch. e cav. Hang hole bag	10/50
RS92048	●	3	3G1	H05VV-F	3	230V	IT 10A 3P	IT 10A 3P	Sacch. e cav. Hang hole bag	10/50
RS92049	○	3	3G1	H05VV-F	5	250V	IT 10A 3P	IT 10A 3P	Sacch. e cav. Hang hole bag	8/40
RS92050	●	3	3G1	H05VV-F	5	250V	IT 10A 3P	IT 10A 3P	Sacch. e cav. Hang hole bag	8/40
RS92030	○	3	3G1,5	H05VV-F	3	250V	IT 10/16A 3P	IT 16A 3P	Sacch. e cav. Hang hole bag	10/50
RS92031	●	3	3G1,5	H05VV-F	3	250V	IT 10/16A 3P	IT 16A 3P	Sacch. e cav. Hang hole bag	10/50
RS92032	○	3	3G1,5	H05VV-F	5	250V	IT 10/16A 3P	IT 16A 3P	Sacch. e cav. Hang hole bag	8/40
RS92033	●	3	3G1,5	H05VV-F	5	250V	IT 10/16A 3P	IT 16A 3P	Sacch. e cav. Hang hole bag	8/40
RS92034	○	3	3G1,5	H05VV-F	10	250V	IT 10/16A 3P	IT 16A 3P	Sacch. e cav. Hang hole bag	1/10
RS92035	●	3	3G1,5	H05VV-F	10	250V	IT 10/16A 3P	IT 16A 3P	Sacch. e cav. Hang hole bag	1/10

ROSI
Energy for You

NOTES

AVVOLGICAVO SCHUKO SERIE CR
SCHUKO CABLE REEL SERIES CR

IP20

- Dispositivo di protezione
  Safety cut-out
- Supporto metallico in acciaio zincato
  Zinc-steel metalic and oven-painted frame

m	15	25	40	50
A	260	260	360	360
B	215	215	295	295
C	190	190	294	294
D	183	183	226	226

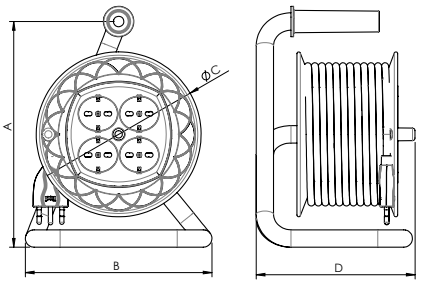



REF	SEZ.CAVO CABLE SECT.	TIPO CAVO CABLE TYPE	m		TENSIONE VOLTAGE	PRESE SOCKETS	SPINE PLUGS	
CR34154BNS	3G1,5	H05VV-F	15	3500W	250V	4 Shuko 16A 3P	1 Schuko 16A 3P	4
CR34254BN	3G1,5	H05VV-F	25	3500W	250V	4 Shuko 16A 3P	1 Schuko 16A 3P	1
CR34404BN	3G1,5	H05VV-F	40	3500W	250V	4 Shuko 16A 3P	1 Schuko 16A 3P	1
CR34504BN	3G1,5	H05VV-F	50	3500W	250V	4 Shuko 16A 3P	1 Schuko 16A 3P	1
CR34255BN	3G2,5	H05VV-F	25	3500W	250V	4 Shuko 16A 3P	1 Schuko 16A 3P	1
CR34405BN	3G2,5	H05VV-F	40	3500W	250V	4 Shuko 16A 3P	1 Schuko 16A 3P	1
CR34505BN	3G2,5	H05VV-F	50	3500W	250V	4 Shuko 16A 3P	1 Schuko 16A 3P	1

AVVOLGICAVO SCHUKO SERIE CL
SCHUKO CABLE REEL SERIES CL

IP20

- Dispositivo di protezione
  Safety cut-out
- Supporto metallico
  Metal frame



REF	SEZ. CAVO CABLE SECT.	TIPO CAVO CABLE TYPE	m		TENSIONE VOLTAGE	PRESE SOCKETS	SPINE PLUGS	
CL34254BN	3G1,5	H05VV-F	25	3500W	250V	3 Shuko 16A 3P	1 Schuko 16A 3P	1
CL34404BN	3G1,5	H05VV-F	40	3500W	250V	3 Shuko 16A 3P	1 Schuko 16A 3P	1
CL34504BN	3G1,5	H05VV-F	50	3500W	250V	3 Shuko 16A 3P	1 Schuko 16A 3P	1
CL34255BN	3G2,5	H05VV-F	25	3500W	250V	3 Shuko 16A 3P	1 Schuko 16A 3P	1
CL34405BN	3G2,5	H05VV-F	40	3500W	250V	3 Shuko 16A 3P	1 Schuko 16A 3P	1
CL34505BN	3G2,5	H05VV-F	50	3500W	250V	3 Shuko 16A 3P	1 Schuko 16A 3P	1

Per dettagli sul prodotto, i poli e la tensione vedere pag.17 . Per le "h" vedere pag.11
For futher details on products, poles and voltage go to page 17. For info on "h" go to page 11.

AVVOLGICAVO SCHUKO SERIE CLNP
SCHUKO CABLE REEL SERIES CLNP

IP44

- Dispositivo di protezione
  Safety cut-out
- Supporto metallico
  Metal frame



REF	SEZ. CAVO CABLE SECT.	TIPO CAVO CABLE TYPE	m		TENSIONE VOLTAGE	PRESE SOCKETS	SPINE PLUGS	
CLNP36254B	3G1,5	H07RN-F	25	3500W	250V	3 Schuko 16A 3P 250V	1 Schuko 16A 3P 250V	1
CLNP36404B	3G1,5	H07RN-F	40	3500W	250V	3 Schuko 16A 3P 250V	1 Schuko 16A 3P 250V	1
CLNP36255B	3G2,5	H07RN-F	25	3500W	250V	3 Schuko 16A 3P 250V	1 Schuko 16A 3P 250V	1
CLNP36405B	3G2,5	H07RN-F	40	3500W	250V	3 Schuko 16A 3P 250V	1 Schuko 16A 3P 250V	1

AVVOLGICAVO SCHUKO SERIE GIARDINO
SCHUKO CABLE REEL GARDEN SERIES

IP20

- Dispositivo di protezione
  Safety cut-out
- Supporto metallico
  Metal frame



REF	SEZ.CAVO CABLE SECT.	TIPO CAVO CABLE TYPE	m		TENSIONE VOLTAGE	PRESE SOCKETS	SPINE PLUGS	
GD34254VR	3G1,5	H05VV-F	25	3500W	250V	1 Schuko 16A 3P	1 Schuko 16A 3P	1
GD34504VR	3G1,5	H05VV-F	50	3500W	250V	1 Schuko 16A 3P	1 Schuko 16A 3P	1
GDNP34254VR	3G1,5	H07RN-F	25	3500W	250V	1 Schuko 16A 3P	1 Schuko 16A 3P	1
GDNP34504VR	3G1,5	H07RN-F	50	3500W	250V	1 Schuko 16A 3P	1 Schuko 16A 3P	1

Per dettagli sul prodotto, i poli e la tensione vedere pag.17 . Per le "h" vedere pag.11
For futher details on products, poles and voltage go to page 17. For info on "h" go to page 11.

AVVOLGICAVO FRANCIA SERIE CR
FRENCH CABLE REEL SERIES CR

IP20

- Dispositivo di protezione
  Safety cut-out
- Supporto metallico in acciaio zincato
  Zinc-steel metalic and oven-painted frame



REF	SEZ. CAVO CABLE SECT.	TIPO CAVO CABLE TYPE	m		TENSIONE VOLTAGE	PRESE SOCKETS	SPINE PLUGS	
CR24154BNS	3G1,5	H05VV-F	15	3500W	250V	4 Schuko FR 16A 3P	1 Schuko 16A 3P	1
CR24254BN	3G1,5	H05VV-F	25	3500W	250V	4 Schuko FR 16A 3P	1 Schuko 16A 3P	1
CR24404BN	3G1,5	H05VV-F	40	3500W	250V	4 Schuko FR 16A 3P	1 Schuko 16A 3P	1
CR24504BN	3G1,5	H05VV-F	50	3500W	250V	4 Schuko FR 16A 3P	1 Schuko 16A 3P	1
CR24255BN	3G2,5	H05VV-F	25	3500W	250V	4 Schuko FR 16A 3P	1 Schuko 16A 3P	1
CR24405BN	3G2,5	H05VV-F	40	3500W	250V	4 Schuko FR 16A 3P	1 Schuko 16A 3P	1
CR24505BN	3G2,5	H05VV-F	50	3500W	250V	4 Schuko FR 16A 3P	1 Schuko 16A 3P	1

AVVOLGICAVO FRANCIA SERIE CL
FRENCH CABLE REEL SERIES CL

IP20

- Dispositivo di protezione
  Safety cut-out
- Supporto metallico
  Metal frame



REF	SEZ. CAVO CABLE SECT.	TIPO CAVO CABLE TYPE	m		TENSIONE VOLTAGE	PRESE SOCKETS	SPINE PLUGS	
CL24254BN	3G1,5	H05VV-F	25	3500W	250V	3 Schuko FR 16A 3P	1 Schuko 16A 3P	1
CL24404BN	3G1,5	H05VV-F	40	3500W	250V	3 Schuko FR 16A 3P	1 Schuko 16A 3P	1
CL24504BN	3G1,5	H05VV-F	50	3500W	250V	3 Schuko FR 16A 3P	1 Schuko 16A 3P	1
CL24255BN	3G2,5	H05VV-F	25	3500W	250V	3 Schuko FR 16A 3P	1 Schuko 16A 3P	1
CL24405BN	3G2,5	H05VV-F	40	3500W	250V	3 Schuko FR 16A 3P	1 Schuko 16A 3P	1
CL24505BN	3G2,5	H05VV-F	50	3500W	250V	3 Schuko FR 16A 3P	1 Schuko 16A 3P	1

Per dettagli sul prodotto, i poli e la tensione vedere pag.17 . Per le “h” vedere pag.11
For futher details on products, poles and voltage go to page 17. For info on “h” go to page 11.

AVVOLGICAVO FRANCIA SERIE CLNP
FRENCH CABLE REEL SERIES CLNP

IP44

- Dispositivo di protezione
  Safety cut-out
- Supporto metallico
  Metal frame



REF	SEZ. CAVO CABLE SECT.	TIPO CAVO CABLE TYPE	m		TENSIONE VOLTAGE	PRESE SOCKETS	SPINE PLUGS	
CLNP26254B	3G1,5	H07RN-F	25	3500W	250V	3 Schuko FR 16A 3P	1 Schuko 16A 3P	1
CLNP26404B	3G1,5	H07RN-F	40	3500W	250V	3 Schuko FR 16A 3P	1 Schuko 16A 3P	1
CLNP26255B	3G2,5	H07RN-F	25	3500W	250V	3 Schuko FR 16A 3P	1 Schuko 16A 3P	1
CLNP26405B	3G2,5	H07RN-F	40	3500W	250V	3 Schuko FR 16A 3P	1 Schuko 16A 3P	1

AVVOLGICAVO FRANCIA SERIE GIARDINO
FRENCH CABLE REEL GARDEN SERIES

IP20

- Dispositivo di protezione
  Safety cut-out
- Supporto metallico
  Metal frame



REF	SEZ.CAVO CABLE SECT.	TIPO CAVO CABLE TYPE	m		TENSIONE VOLTAGE	PRESE SOCKETS	SPINE PLUGS	
GD24254VR	3G1,5	H05VV-F	25	3500W	250V	1 Schuko FR 16A 3P	1 Schuko FR 16A 3P	1
GD24404VR	3G1,5	H05VV-F	40	3500W	250V	1 Schuko FR 16A 3P	1 Schuko FR 16A 3P	1
GD24504 VR	3G1,5	H05VV-F	50	3500W	250V	1 Schuko FR 16A 3P	1 Schuko FR 16A 3P	1
GDNP24254VR	3G1,5	H07RN-F	25	3500W	250V	1 Schuko FR 16A 3P	1 Schuko FR 16A 3P	1
GDNP24504VR	3G1,5	H07RN-F	50	3500W	250V	1 Schuko FR 16A 3P	1 Schuko FR 16A 3P	1

Per dettagli sul prodotto, i poli e la tensione vedere pag.17 . Per le "h" vedere pag.11
For futher details on products, poles and voltage go to page 17. For info on "h" go to page 11.

AVVOLGICAVO UK / BRITISH CABLE REEL — SERIE CL / SERIES CL — IP20

- Dispositivo di protezione
  Safety cut-out
- Supporto metallico
  Metal frame



REF	SEZ.CAVO CABLE SECT.	TIPO CAVO CABLE TYPE	m		TENSIONE VOLTAGE	PRESE SOCKETS	SPINE PLUGS	
CL44254BN	3G1,5	H05VV-F	25	2900W	250V	3 x 13A 3P	1 x 13A 3P	1
CL44404BN	3G1,5	H05VV-F	40	2900W	250V	3 x 13A 3P	1 x 13A 3P	1
CL44504BN	4G1,5	H05VV-F	50	2900W	250V	3 x 13A 3P	1 x 13A 3P	1
CL44255BN	3G2,5	H05VV-F	25	2900W	250V	3 x 13A 3P	1 x 13A 3P	1
CL44405BN	3G2,5	H05VV-F	40	2900W	250V	3 x 13A 3P	1 x 13A 3P	1
C 44505BN	3G2,5	H05VV-F	50	2900W	250V	3 x 13A 3P	1 x 13A 3P	1

AVVOLGICAVO UK / BRITISH CABLE REEL — SERIE CLNP / SERIES CLNP — IP20

- Dispositivo di protezione
  Safety cut-out
- Supporto metallico
  Metal frame



REF.	SEZ.CAVO CABLE SECT.	TIPO CAVO CABLE TYPE	m		TENSIONE VOLTAGE	PRESE SOCKETS	SPINE PLUGS	
CLNP44254B	3G1,5	H07RN-F	25	2900W	250V	3 x 13A 3P	1 x 13A 3P	1
CLNP44404B	3G1,5	H07RN-F	40	2900W	250V	3 x 13A 3P	1 x 13A 3P	1
CLNP44504B	3G1,5	H07RN-F	50	2900W	250V	3 x 13A 3P	1 x 13A 3P	1
CLNP44255B	3G2,5	H07RN-F	25	2900W	250V	3 x 13A 3P	1 x 13A 3P	1

Per dettagli sul prodotto, i poli e la tensione vedere pag.17 . Per le “h” vedere pag.11
For futher details on products, poles and voltage go to page 17. For info on “h” go to page 11.

PROLUNGA GIARDINO
GARDEN EXTENSION CABLE

IP20

• Colore cavo:
Cable color:



REF	SEZ.CAVO CABLE SECT.	TIPO CAVO CABLE TYPE	m		TENSIONE VOILTAGE	PRESE SOCKETS	SPINE PLUGS	
ER32203R	3G1	H05VV-F	20	2200W	250V	Schuko 10A 3P	Schuko 10A 3P	5
ER32253R	3G1	H05VV-F	25	2200W	250V	Schuko 10A 3P	Schuko 10A 3P	5
ER32204R	3G1,5	H05VV-F	20	3500W	250V	Schuko 16A 3P	Schuko 10A 3P	5
ER32254R	3G1,5	H05VV-F	25	3500W	250V	Schuko 16A 3P	Schuko 10A 3P	5
ER32304R	3G1,5	H05VV-F	30	3500W	250V	Schuko 16A 3P	Schuko 10A 3P	5
ER32404R	3G1,5	H05VV-F	40	3500W	250V	Schuko 16A 3P	Schuko 10A 3P	5
ER32504R	3G1,5	H05VV-F	50	3500W	250V	Schuko 16A 3P	Schuko 10A 3P	5
ER32255R	3G2,5	H05VV-F	25	3500W	250V	Schuko 16A 3P	Schuko 10A 3P	5
ER32305R	3G2,5	H05VV-F	30	3500W	250V	Schuko 16A 3P	Schuko 10A 3P	5
ER32405R	3G2,5	H05VV-F	40	3500W	250V	Schuko 16A 3P	Schuko 10A 3P	5
ER32505R	3G2,5	H05VV-F	50	3500W	250V	Schuko 16A 3P	Schuko 10A 3P	5

PROLUNGA GIARDINO
GARDEN EXTENSION CABLE

IP20

• Colore cavo:
Cable color:



REF.	SEZ.CAVO CABLE SECT.	TIPO CAVO CABLE TYPE	m		TENSIONE VOLTAGE	PRESE SOCKETS	SPINE PLUGS	
ER22203R	3G1	H05VV-F	20	2200W	250V	Schuko FR 10A 3P	1 Schuko FR 10A 3P	5
ER22253R	3G1	H05VV-F	25	2200W	250V	Schuko FR 10A 3P	1 Schuko FR 10A 3P	5
ER22204R	3G1,5	H05VV-F	20	3500W	250V	Schuko FR 16A 3P	1 Schuko FR 16A 3P	5
ER22254R	3G1,5	H05VV-F	25	3500W	250V	Schuko FR 16A 3P	1 Schuko FR 16A 3P	5
ER22304R	3G1,5	H05VV-F	30	3500W	250V	Schuko FR 16A 3P	1 Schuko FR 16A 3P	5
ER22404R	3G1,5	H05VV-F	40	3500W	250V	Schuko FR 16A 3P	1 Schuko FR 16A 3P	5
ER22504R	3G1,5	H05VV-F	50	3500W	250V	Schuko FR 16A 3P	1 Schuko FR 16A 3P	5
ER22255R	3G2,5	H05VV-F	25	3500W	250V	Schuko FR 16A 3P	1 Schuko FR 16A 3P	5
ER22305R	3G2,5	H05VV-F	30	3500W	250V	Schuko FR 16A 3P	1 Schuko FR 16A 3P	5
ER22405R	3G2,5	H05VV-F	40	3500W	250V	Schuko FR 16A 3P	1 Schuko FR 16A 3P	5
ER22505R	3G2,5	H05VV-F	50	3500W	250V	Schuko FR 16A 3P	1 Schuko FR 16A 3P	5

Per dettagli sul prodotto, i poli e la tensione vedere pag.17 . Per le "h" vedere pag.11
For futher details on products, poles and voltage go to page 17. For info on "h" go to page 11.





PLAFONIERE
CEILING LIGHTS

Plafoniere **pag. 184**
Ceiling lights pag. 184

PORTALAMPADE
LAMP HOLDERS

Portalampade **pag. 185**
Lamp holders pag. 185

PLAFONIERE
CEILING LIGHTS

- Materiale della struttura: polipropilene
  Base material: polypropylene

- Materiale della copertura: vetro
  Cover material: glass



REF.	PORTALAMPADA LIGHT HOLDER	IP	TENSIONE VOLTAGE 60W		
RS73800	E27	44	220-240V 50Hz 110V-130V 60Hz		1/24
RS73801	E27	44	220-240V 50Hz 110V-130V 60Hz		1/24



REF.	PORTALAMPADA LIGHT HOLDER	IP	TENSIONE VOLTAGE 60W		
RS73802	E27	44	220-240V 50Hz 110V-130V 60Hz		1/24
RS73803	E27	44	220-240V 50Hz 110V-130V 60Hz		1/24



REF.	PORTALAMPADA con staffa LIGHT HOLDER	IP	TENSIONE VOLTAGE 60W		
RS73808	E27	44	220-240V 50Hz 110V-130V 60Hz		1/24



REF.	PORTALAMPADA LIGHT HOLDER	IP	TENSIONE VOLTAGE 60W		
RS73804	E27	44	220-240V 50Hz 110V-130V 60Hz		1/18
RS73805	E27	44	220-240V 50Hz 110V-130V 60Hz		1/18



REF.	PORTALAMPADA LIGHT HOLDER	IP	TENSIONE VOLTAGE 60W		
RS73806	E27	44	220-240V 50Hz 110V-130V 60Hz		1/18
RS73807	E27	44	220-240V 50Hz 110V-130V 60Hz		1/18

PORTALAMPADE TERMOPLASTICO
LAMP HOLDERS THERMOPLASTIC







REF.	DESCRIZIONE DESCRIPTION	MATERIALE MATERIAL	INGRESSO ENTRY		
RS100	Portalampada liscio Plain lamp holder	Termoplastico thermoplastic	E27	25	
RS101	Portalampada liscio Plain lamp holder	Termoplastico thermoplastic	E27	25	
RS102	Portalampada filettato con ghiera Lamp holder with thread + outer ring	Termoplastico thermoplastic	E27	25	
RS103	Portalampada filettato con ghiera Lamp holder with thread + outer ring	Termoplastico thermoplastic	E27	25	
RS104	Portalampada liscio Plain lamp holder	Termoplastico thermoplastic	E14	50	
RS105	Portalampada liscio Plain lamp holder	Termoplastico thermoplastic	E14	50	
RS106	Portalampada filettato con ghiera Lamp holder with thread + outer ring	Termoplastico thermoplastic	E14	50	
RS107	Portalampada filettato con ghiera Lamp holder with thread + outer ring	Termoplastico thermoplastic	E14	50	

PORTALAMPADE CERAMICA
LAMP HOLDERS CERAMIC



REF. RS122



REF. RS402

REF.	DESCRIZIONE DESCRIPTION	MATERIALE MATERIAL	INGRESSO ENTRY		
RS122	Portalampada in ceramica Ceramic lamp holder	Ceramica Ceramic	E27	30/180	
RS402	Portalampada in ceramica Ceramic lamp holder	Ceramica Ceramic	E14	30/360	

PORTALAMPADE TERMOPLASTICO
LAMP HOLDERS THERMOPLASTIC



REF. RS177



REF. RS178

REF.	DESCRIZIONE DESCRIPTION	MATERIALE MATERIAL	INGRESSO ENTRY		
RS177	Portalampada da parete diritto Straight wall lamp holder	Termoplastico thermoplastic	E27	15/90	
RS178	Portalampada da parete inclinato Sloping wall lamp holder	Termoplastico thermoplastic	E27	15/90	











ACCESSORI
ACCESSORIES

Cavi e prese TV **pag. 188**
Tv cables and sockets pag. 188

Morsetti e connettori **pag. 189**
Terminal blocks and connectors pag. 189

Graffette **pag. 190**
Staples pag. 190

CAVO TV / SPINA DRITTA + ADATTATORE M/F
TV CABLE / STRAIGHT PLUG + M/F ADAPTOR



REF.	m	SPINA /PRESA PLUG/SOCKET	Ohm		IMBALLO PACKING	
RS93001	2	9,5 mm	75		Sacc. e cav. Hang hole bag	10/200
RS93002	3	9,5 mm	75		Sacc. e cav. Hang hole bag	10/100
RS93003	5	9,5 mm	75		Sacc. e cav. Hang hole bag	10/50

CAVO TV / SPINA 90°+ ADATTATORE M/F
TV CABLE / 90° PLUG + M/F ADAPTOR



REF.	m	SPINA /PRESA PLUG/SOCKET	Ohm		IMBALLO PACKING	
RS93010	2	9,5 mm	75		Sacc. e cav. Hang hole bag	10/200
RS93011	3	9,5 mm	75		Sacc. e cav. Hang hole bag	10/100

SPINE E PRESE TV
TV PLUGS AND SOCKETS



REF.	CAVO CABLE Max ⌀	SPINA /PRESA PLUG/SOCKET	Ohm		IMBALLO PACKING	
RS93020	7mm	Spina dritta Straight plug	75		Sacc. e cav. Hang hole bag	100
RS93021	7mm	Presa dritta Straight socket	75		Sacc. e cav. Hang hole bag	100
RS93022	7mm	Spina a 90° 90° angled plug	75		Sacc. e cav. Hang hole bag	100
RS93023	7mm	Presa a 90° 90° angled socket	75		Sacc. e cav. Hang hole bag	100

SPINE E PRESE TV
TV PLUGS AND SOCKETS



REF.	⌀	SPINA PLUG	PRESA SOCKET		IMBALLO PACKING	
RS93024	0,95	1	2		Sacc. e cav. Hang hole bag	100
RS93025	0,95	2	1		Sacc. e cav. Hang hole bag	100

CAVO HDMI
HDMI CABLE



REF.	m		IMBALLO PACKING	
RS93030	2		Sacc. e cav. Hang hole bag	10/50

MORSETTI VOLANTI
TERMINAL BLOCKS

IP20

- Barrette trasparenti da 5 poli
  (2 cavi della sezione omologata per ogni polo)
  Materiale isolante: Policarbonato trasparente V0 UL94
  Elevata resistenza meccanica ed agli urti anche
  alle basse temperature (-25°C)
  Resistenza al calore: 130°C
  Materiale di contatto: Ottone OT58
  Viti in ferro zincato
  Conformi alle norme: EN 60998-1 e EN 60998-2-1
  Transparent 5 poles bars
  Isolating material: polycarbonate V0 UL94
  High resistance to crushes and to low temperature (-25°)
  Resistance to heat: 130°
  Contact material: brass OT58
  Zinc.coated iron screws
  Complying with Standard EN 60998-1 and EN 60998-2-1



Prodotto venduto a stecche (5pz cad.)

REF.	SEZ. mm^2	A	V		PACKAGING
RS025	2,5	24	450	20/1600 (stecche da 5pz cad.)	Scatola/box
RS040	4	32	450	20/1600 (stecche da 5pz cad.)	Scatola/box
RS060	6	41	500	10/1000 (stecche da 5pz cad.)	Scatola/box
RS010	10	57	500	10/500 (stecche da 5pz cad.)	Scatola/box
RS160	16	76	500	10/320 (stecche da 5pz cad.)	Scatola/box

MORSETTIERE IN POLIPROPILENE
POLYPROPYLENE TERMINAL BLOCKS

- Barrette a 12 poli colore bianco
  Materiale isolante: Polipropilene PP
  Ottima resistenza meccanica ed agli urti anche
  alle basse temperature (-25°C)
  Temperatura di esercizio: 85°C
  Conformi alle norme: EN 60998-1 e EN 60998-2-1
  12 poles white bar
  Isolating material: polypropylene
  High resistance to crushes and to low temperature (-25°)
  Operating temperature 85°
  Complying with Standard EN 60998-1 and EN 60998-2-1



Prodotto venduto a stecche (12pz cad.)

REF.	SEZ. mm^2	A	V		PACKAGING
RSPA20P	2,4	24	450	10/1000 (stecche da 12pz cad.)	Scatola/box
RSPA30P	4	32	450	10/1000 (stecche da 12pz cad.)	Scatola/box
RSPA40P	6	41	450	10/500 (stecche da 12pz cad.)	Scatola/box
RSPA50P	16	101	500	2/500 (stecche da 12pz cad.)	Scatola/box

GRAFFETTE FISSACAVO
STAPLES



REF.	DIMENSIONI DIMENSION		PACKAGING	
GPB-4	⌀ 3/4	100/10.000	Sacc. e cav. Hang hole bag	
GPB-6	⌀ 5/6	100/10.000	Sacc. e cav. Hang hole bag	
GPB-7	⌀ 6/7	100/10.000	Sacc. e cav. Hang hole bag	
GPB-8	⌀ 7/8	100/10.000	Sacc. e cav. Hang hole bag	
GPB-10	⌀ 9/10	100/10.000	Sacc. e cav. Hang hole bag	
GPB-14	⌀ 13/14	50/2400	Sacc. e cav. Hang hole bag	
GPB-16	⌀ 15/16	50/2400	Sacc. e cav. Hang hole bag	
GPB-20	⌀ 19/20	50/1400	Sacc. e cav. Hang hole bag	
GPG-4	⌀ 3/4	100/10.000	Sacc. e cav. Hang hole bag	
GPG-6	⌀ 5/6	100/10.000	Sacc. e cav. Hang hole bag	
GPG-7	⌀ 6/7	100/10.000	Sacc. e cav. Hang hole bag	
GPG-8	⌀ 7/8	100/10.000	Sacc. e cav. Hang hole bag	
GPG-10	⌀ 9/10	100/10.000	Sacc. e cav. Hang hole bag	
GPG-14	⌀ 13/14	50/2400	Sacc. e cav. Hang hole bag	
GPG-16	⌀ 15/16	50/2400	Sacc. e cav. Hang hole bag	
GPG-20	⌀ 19/20	50/1400	Sacc. e cav. Hang hole bag	

NOTES




facile da usare
autoadesiva
canalroll
tagliala su misura
easylife
5
metri
ROSI
canalroll
easylife

MINICANALE
MINITRUNKING

Canalroll **pag. 194**
Canalroll pag. 194

Minicanala e accessori **pag. 195**
Minitrunking and accesories pag. 195

5 METRI METERS

PRODOTTO BREVETTATO PATENTED

easylife AUTOADESIVA SELF-ADHESIVE

canalroll

tagliala su misura

cut it to size

La prima canalina che si può tagliare su misura, autoadesiva e facile da installare.

The first cable trucking. Ready to cut to size, self-adhesive and easy installation.

In blister appendibile

Easy to hang up





Facile da tagliare

Easy to scissor



Autoadesiva

Self-adhesive



Facile da installare

Easy installation

Finalmente è facile organizzare i cavi della TV, del computer, del modem...

Now, you can easly organize all your TV cables, PC, modem...



Condotto interno guidato

Easy guided



Massima accessibilità ai cavi

Maximum acessibility



Pulito e discreto

Clean and discreet

REF. 71501-A

Dimensioni: 10x10 mm
Size: 10x10 mm

Colore =
Colour

= 1/25

MINICANALA
MINITRUCKING





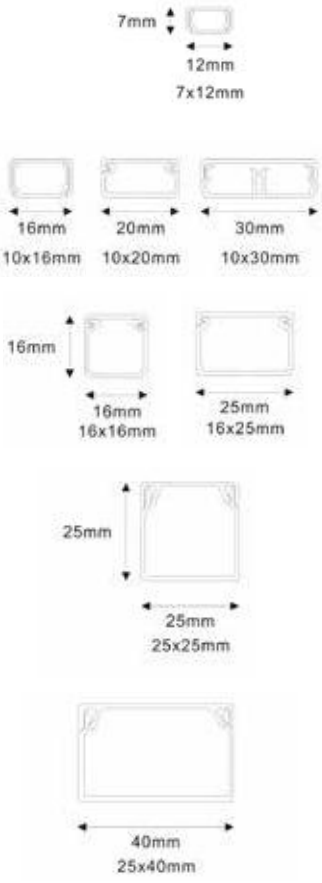

REF.	DIMENSIONI DIMENSION	DESCRIZIONE DESCRIPTION	M		PACKAGING
RS71518	7x12	coperchio avvolgente with cover	2 m	120 mt 60pz	Cartone Carton
RS71518-A	7x12	coperchio avvolgente autoadesiva with cover self-adhesive	2 m	120 mt 60pz	Cartone Carton
RS71528	10x16	coperchio avvolgente with cover	2 m	70 mt 35 pz	Cartone Carton
RS71528-A	10x16	coperchio avvolgente autoadesiva with cover self-adhesive	2 m	70 mt 35 pz	Cartone Carton
RS71529	10x20	coperchio with cover	2 m	48 mt 24 pz	Cartone Carton
RS71529-A	10x20	coperchio autoadesiva with cover self-adhesive	2 m	48 mt 24 pz	Cartone Carton
RS71547	10x30	con coperchio with cover	2 m	32 mt 16 pz	Cartone Carton
RS71557	16x16	con coperchio with cover	2 m	40 mt 20 pz	Cartone Carton
RS71560	16x25	con coperchio with cover	2 m	24 mt 12 pz	Cartone Carton
RS71561	25x25	con coperchio with cover	2 m	18 mt 9 pz	Cartone Carton
RS71562	40x25	con coperchio with cover	2 m	16 mt 8 pz	Cartone Carton

ACCESSORI PER MINICANALA
MINITRUCKING ACCESSORIES

REF.	DIMENSIONI DIMENSION	DESCRIZIONE DESCRIPTION		PACKAGING
RS71717	7x12	curve, angoli e T curves, angles and T	10	Busta plastica Plastic bag
RS71729	10x20	curve, angoli e T curves, angles and T	10	Busta plastica Plastic bag
RS71727	10x16	curve, angoli e T curves, angles and T	10	Busta plastica Plastic bag
RS71746-B	10x30	curve, angoli e T curves, angles and T	10	Busta plastica Plastic bag
RS71757	16x16	curve, angoli e T curves, angles and T	10	Busta plastica Plastic bag
RS71760	16x25	curve, angoli e T curves, angles and T	10	Busta plastica Plastic bag





SERIE DOMESTICA DA INCASSO
INLET DOMESTIC SERIES

Placche e accessori **pag. 198**
Plates and accessories pag. 198

Calotte e scatole protettive **pag. 201**
Protective covers and boxes pag. 201

PLACCA E PULSANTI (2x)
PLATE AND SWITCHES (2x)

- Placca 2 posti centrali
  2 mod. plate
- Supporto 3 posti con viti
  3 bases frame with screws
- 2 tasti multifunzione 16A
  2 multifunctional switches 16A



REF.	P	A			PACKAGING
MK21060.2-R	3	16	10/40		Flow pack Flow pack

PLACCA E PULSANTE (1x)
PLATE AND SWITCH (1x)

- Placca 1 posto centrale
  1 mod. plate
- Supporto 3 posti con viti
  3 bases frame with screws
- 1 tasto multifunzione 16A
  1 multifunctional switch 16A



REF.	P	A			PACKAGING
MK21060-R	3	16	10/40		Flow pack Flow pack

PLACCA E PRESA (1x)
PLATE AND SOCKET (1x)

- Placca 1 posto centrale
  1 mod. plate
- Supporto 3 posti con viti
  3 bases frame with screws
- 1 presa biv.
  2P+T 10/16A 250V
  1 biv. socket
  10/16A 2P+T 250V



REF.	P	A			PACKAGING
MK21159-R	3	16	10/40		Flow pack Flow pack

PLACCA E PRESA SCHUKO (1x)
PLATE AND SCHUKO SOCKET (1x)

- Placca 2 posti centrali
  2 mod. plate
- Supporto 3 posti con viti
  3 bases frame with screws
- 1 presa Schuko biv.
  2P+T 10/16A 250V
  1 biv. Schuko socket
  10/16A 2P+T 250V



REF.	P	A			PACKAGING
MK21170-R	3	16	10/40		Flow pack Flow pack

PLACCA E PRESA TELEFONO
PLATE AND TELEPHONE SOCKET

- Placca 1 posto centrale
  1 mod. plate
- Supporto 3 posti con viti
  3 bases frame with screws
- 1 presa RJ11 plug 6-6
  1 socket RJ11plug 6-6



REF.	P	A			PACKAGING
MK21216-R	3	16	10/40		Flow pack Flow pack

PLACCA E 2 PRESE
PLATE AND 2 SOCKETS

- Placca 3 posti centrali
  3 mod. plate
- Supporto 3 posti con viti
  3 bases frame with screws
- 1 presa Schuko biv.
  2P+T 10/16A 250V
  1 presa biv. 10/16A
  2P+T 250V
  1 biv. Schuko socket
  10/16A 2P+T 250V
  1 biv. socket 10/16A
  2P+T 250V



REF.	P	A			PACKAGING
MK21597-R	3	16	10/40		Flow pack Flow pack

PLACCA E PRESA TV
PLATE AND TV SOCKET

- Placca 1 posto centrale
  1 mod. plate
- Supporto 3 posti con viti
  3 bases frame with screws
- 1 presa TV 9,5mm passante
  1 TV socket 9,5mm



REF.	P	A			PACKAGING
MK21255-R	3	16	10/40		Flow pack Flow pack

PRESA BIV. PER PLACCA
BIV. SOCKET FOR PLATE

- Presa bivalente 2P+T 10/16A 250V
  Bivalent socket 2P+T 10/16A 250V



REF.	P	A			PACKAGING
21159	3	10/16	4/180		Flow pack Flow pack

PRESA SCHUKO PER PLACCA
SCHUKO SOCKET FOR PLATE

- Presa Schuko bivalente 2P+T 10/16A 250V
  Bivalent Schuko socket 2P+T 10/16A 250V



REF.	P	A			PACKAGING
21170	3	16	2/90		Flow pack Flow pack

PRESA UK PER PLACCA
UK SOCKET FOR PLATE

- Presa inglese 2P+T 13A 250V
  UK socket 2P+T 13A 250V



REF.	P	A			PACKAGING
21178	3	13	2/90		Flow pack Flow pack

PLACCA 3 POSTI
3 MODULES PLATE

REF.	P	A			PACKAGING
21MX103	3	16	30/240		Flow pack Flow pack

SUPPORTO 3 POSTI CON VITI
3 MODULES FRAME WITH SCREWS



REF.	P	A			PACKAGING
38003	3	16	100/100		Flow pack Flow pack

INTERRUTTORE MULTIFUNZIONE
MULTIFUNCTIONAL SWITCH

- Tasto multifunzione predisposto per essere: pulsante, interruttore, deviatore, interruttore 2P 250V
  Multifunctional switch working as: button, switch, diverter, switch 2P 250V



REF.	P	A			PACKAGING
21060	3	16	4/180		Flow pack Flow pack

INVERTITORE
INVERTER

- Invertitore 16AX 250V
  Inverter 16AX 250V



REF.	P	A			PACKAGING
21004	3	16	4/180		Flow pack Flow pack

PRESA TELEFONO
TELEPHONE OUTLET

- Presa telefono RJ11 plug 6-6
  RJ11 Telephone outlet plug 6-6



REF.	P	A			PACKAGING
21215	3	16	4/180		Flow pack Flow pack

PRESA TV
TV OUTLET

- Presa TV 9,5mm passante
  TV outlet 9,5mm



REF.	P	A			PACKAGING
21255	3	16	4/180		Flow pack Flow pack

SALISCENDI SENZA BLOCCO
DOUBLE SWITCH WITHOUT BLOCK

- Pulsante doppio senza blocco per saliscendi 1PNO+1PNO
  Double switch without block for saver window 1PNO+1PNO



REF.	P	A			PACKAGING
21020	3	16	4/180		Flow pack Flow pack

TASTO CIECO
PLAIN SWITCH

- Tasto cieco, 1 modulo
  Plain switch, 1 mod.



REF.	P	A			PACKAGING
21090	3	16	100/800		Flow pack Flow pack

SCATOLE DI SUPERFICIE
WALL BOXES

IP20

- Minicassetta esterna di derivazione
  Outdoor mini junction box



REF.	MODULI MOD.			PACKAGING
RS00470-B	2	32/128		Flow pack Flow pack

SCATOLE DI SUPERFICIE
WALL BOXES

IP20

- Minicassetta esterna di derivazione
  Outdoor mini junction box



REF.	MODULI MOD.			PACKAGING
RS00472-B	2	32/128		Flow pack Flow pack

CONTENITORE DA PARETE
WALL BOX

IP40



REF.	MODULI MOD.			PACKAGING
RS43301	1	36		Busta/Cartone Case/Carton

CONTENITORE DA PARETE
WALL BOX

IP40



REF.	MODULI MOD.			PACKAGING
RS43302	2	36		Busta/Cartone Case/Carton

CONTENITORE DA PARETE
WALL BOX

IP40



REF.	MODULI MOD.			PACKAGING
RS43303	3	24		Busta/Cartone Case/Carton

CONTENITORE DA PARETE
WALL BOX

IP40



REF.	MODULI MOD.			PACKAGING
RS43304	2+2	18		Busta/Cartone Case/Carton

CONTENITORE DA PARETE
WALL BOX

IP55



REF.	MODULI MOD.			PACKAGING
RS43401	1	36		Busta/Cartone Case/Carton

CONTENITORE DA PARETE
WALL BOX

IP55



REF.	MODULI MOD.			PACKAGING
RS43402	2	30		Busta/Cartone Case/Carton

CONTENITORE DA PARETE
WALL BOX

IP55



REF.	MODULI MOD.			PACKAGING
RS43403	3	24		Busta/Cartone Case/Carton

CONTENITORE DA PARETE
WALL BOX

IP55



REF.	MODULI MOD.			PACKAGING
RS43404	2+2	15		Busta/Cartone Case/Carton

CALOTTA PROTETTIVA
PROTECTIVE COVER

IP55



REF.	MODULI MOD.			PACKAGING
RS43502	2	30		Busta/Cartone Case/Carton

CALOTTA PROTETTIVA
PROTECTIVE COVER

IP55



REF.	MODULI MOD.			PACKAGING
RS43503	3	30		Busta/Cartone Case/Carton

SUPPORTO GUIDA DIN
SUPPORT FOR DIN RAIL



REF.	MODULI MOD.			PACKAGING
RS43801	1	20/160		Busta/Cartone Case/Carton

SUPPORTO GUIDA DIN
SUPPORT FOR DIN RAIL



REF.	MODULI MOD.			PACKAGING
RS43802	2	20/80		Busta/Cartone Case/Carton

ADATTATORI
ADAPTORS



CODICE CODE	DESCRIZIONE DESCRIPTION		IMBALLO PACKING
RS43000	Adattatore 1 posto 1 module adaptor	30/360	Busta/Cartone Case/Carton
RS43002	Adattatore 2 posti 2 modules adaptor	30/360	Busta/Cartone Case/Carton
RS43003	Adattatore 3 posti 3 modules adaptor	30/360	Busta/Cartone Case/Carton





SCATOLE DI DERIVAZIONE
JUNCTION BOXES

Minibox **pag. 206**
Minibox pag. 206

Scatole di derivazione con passacavi **pag. 207**
Junction boxes with cable sleeves pag. 207

Scatole di derivazione con pareti lisce **pag. 208**
Junction boxes with blank sides pag. 208

Accessori **pag. 210**
Accessories pag. 210

BOX mini

Installazione facile e veloce.
Problema risolto in un minuto.

Easy and fast installation in less than 1 min.

IP55





Ref. RS13301



Ref. RS13302



Ref. RS13303

REF.	DIMENSIONI SIZE	IP	TENSIONE VOLTAGE	CAPACITÀ DI CONNESSIONE NOMINALE RATED CONNECTING CAPACITY	IK	
RS13301	90x43x39 mm	IP55	400V	2,5 mm^2	IK07	8/456
RS13302	75x75x39 mm	IP55	400V	2,5 mm^2	Ik07	8/280
RS13303	85x85x39 mm	IP55	400V	2,5 mm^2	Ik07	8/224

SCATOLA CON PASSACAVI

SEALED WALL ENCLOSURE WITH GROMMET FOLLOWERS

Fondo con guide per morsettiere ed apparecchiature elettriche/elettroniche
Fondo e coperchio interamente in ABS termoresistente
Guarnizione interna in gomma ad alta aderenza
Guaina interna per fissaggio barra DIN o morsettiere
Materiale termoplastico isolante non propagandante la fiamma
Temperatura durante l'installazione: da -5° a +60° C
Doppio isolmento
Resistenza Meccanica: 6J
Test filo incandescente: fino a 650°
Passacavi in PVC morbido
Norme CEI 23-48

Rails suitable for blocks assembly and for electric and/or electronic devices
Materials: top and bottom in thermorresistant ABS
Flexible rubber internal gasket with high aderence
Internal line for DIN rail or terminal blocks fixing
In thermoplastic, isolating material and not-flame propagating
Temperature range during installation: from -5° to +60°
Double isolating
Mechanical resistance: 6J
Anomalous heat resistant (glow wire test) up to 650°
Fairlead in soft PVC
Standards CEI 23-48

• Con coperchio a pressione
With clipped cover



IP44

REF.	DIMENSIONI SIZE		PACKAGING
RS13401	65x35 mm	120	Cartone Carton
RS13402	80x40 mm	80	Cartone Carton
RS13403	80x80x40 mm	160	Cartone Carton

● RAL 7035

• Con coperchio a vite
With screw cover



IP55

REF.	DIMENSIONI SIZE		PACKAGING
RS13404	100x100x50 mm	70	Cartone / Carton
RS13414	120x80x50 mm	50	Cartone / Carton
RS13405	150x110x70 mm	40	Cartone / Carton
RS13406	190x140x70 mm	24	Cartone / Carton
RS13407	240x190x90 mm	14	Cartone / Carton
RS13408	300x220x120 mm	6	Cartone / Carton
RS13409	380x300x120 mm	4	Cartone / Carton

● RAL 7035

• Con coperchio con viti in plastica 1/2 giro a chiusura rapida
Cover with plastic, 1/2 turn screws with fast closing



IP56

REF.	DIMENSIONI SIZE		PACKAGING
RS13424	105x105x55 mm	72	Cartone Carton

● RAL 7035

SCATOLA CON PARETI LISCE
SEALED WALL ENCLOSURE WITH SMOOTH SIDES

• Con coperchio con viti in plastica 1/2 giro a chiusura rapida
Cover with plastic, 1/2 turn screws with fast closing



IP56

REF.	DIMENSIONI SIZE		PACKAGING
RS13524	105x105x55 mm	96	Cartone Carton

SCATOLA CON PARETI LISCE
SEALED WALL ENCLOSURE WITH SMOOTH SIDES

• Con coperchio a vite
With screw cover



IP56

REF.	DIMENSIONI SIZE		PACKAGING
RS13504	100x100x50 mm	90	Cartone / Carton
RS13514	120x80x50 mm	50	Cartone / Carton
RS13505	150x110x70 mm	50	Cartone / Carton
RS13506	190x140x70 mm	24	Cartone / Carton
RS13507	240x190x90 mm	14	Cartone / Carton
RS13508	300x220x120 mm	6	Cartone / Carton
RS13509	380x300x120 mm	4	Cartone / Carton

SCATOLA CON PARETI LISCE
SEALED WALL ENCLOSURE WITH SMOOTH SIDES

• Con coperchio alto
Elevated lid



IP56

REF.	DIMENSIONI SIZE		PACKAGING
RS13535	150x110x140 mm	18	Cartone Carton
RS13536	190x140x140 mm	16	Cartone Carton
RS13537	240x190x160 mm	8	Cartone Carton
RS13538	300x220x180 mm	4	Cartone Carton

SCATOLA CON PARETI LISCE
SEALED WALL ENCLOSURE WITH SMOOTH SIDES

• Con coperchio trasparente
Transparent lid



IP56

REF.	DIMENSIONI SIZE		PACKAGING
RS13525	150x110x70 mm	25	Cartone / Carton
RS13526	190x140x70 mm	24	Cartone / Carton
RS13527	240x190x90 mm	14	Cartone / Carton
RS13528	300x220x120 mm	6	Cartone / Carton
RS13529	380x300x120 mm	4	Cartone / Carton

SCATOLA CON PARETI LISCE
SEALED WALL ENCLOSURE WITH SMOOTH SIDES

• Coperchio alto trasparente
Transparent elevated lid



IP56

REF.	DIMENSIONI SIZE		PACKAGING
RS13545	150x110x140 mm	18	Cartone Carton
RS13546	190x140x140 mm	16	Cartone Carton
RS13547	240x190x160 mm	8	Cartone Carton

Materiale: PVC rigido autoestinguente V0
Norma UL94
Temperatura di utilizzo: da -5° a +60° C
Resistenza all' isolamento: >100 Mohom
Grigio RAL7035
Packaging: Cartone

Material: Self-extinguishing rigid PVC V0
Standard UL94
Usage temperature: from -5° to +60° C
Isolation resistant: >100 Mohom
Grey RAL 7035
Packaging: Carton

CURVE
BENDS
IP40



REF.	DIMENSIONI SIZE	
RS16001	⌀16 mm	100/1000
RS16002	⌀20 mm	100/600
RS16003	⌀25 mm	50/300
RS16004	⌀32 mm	25/150
RS16005	⌀40 mm	15/90
RS16006	⌀50 mm	10/40

CURVE
BENDS
IP40

Ispezionabili e reversibili
Reversible inspection



REF.	DIMENSIONI SIZE	
RS16021	16 mm	50
RS16022	20 mm	50
RS16023	25 mm	50
RS16024	32 mm	25

CLIP FISSATUBO A SCATTO
PIPE-FIXING SNAP CLIPS
IP40



REF.	DIMENSIONI SIZE	
RS16041	⌀16 mm	100/1200
RS16042	⌀20 mm	100/1200
RS16043	⌀25 mm	100/1000
RS16044	⌀32 mm	100/600
RS16045	⌀40 mm	50/300
RS16046	⌀50 mm	50/300

GIUNTI
PIPE JOINTS
IP40



REF.	DIMENSIONI SIZE	
RS16011	⌀16 mm	100/1600
RS16012	⌀20 mm	100/1000
RS16013	⌀25 mm	50/750
RS16014	⌀32 mm	50/350
RS16015	⌀40 mm	20/220
RS16016	⌀50 mm	10/160

CURVA A 90°
90° BEND
IP65

Tubo / tubo
Pipe / pipe



REF.	DIMENSIONI SIZE	
RS16116	⌀16 mm	50/400
RS16120	⌀20 mm	50/400
RS16125	⌀25 mm	25/200
RS16132	⌀32 mm	25/100
RS16140	⌀40 mm	15/60
RS16150	⌀50 mm	6/30

CURVA FLESSIBILE
FLEXIBLE BEND

Tubo / tubo
Pipe / pipe



REF.	DIMENSIONI SIZE	
RS16666	⌀16 mm	70
RS16670	⌀20 mm	60
RS16675	⌀25 mm	50
RS16682	⌀32 mm	30
RS16690	⌀40 mm	20
RS16695	⌀50 mm	10

SCATOLE DI DEERIVAZIONE - ACCESSORI

JUNCTION BOXES - ACCESSORI

Materiale: PVC rigido autoestinguente V0
Norma UL94
Temperatura di utilizzo: da -5° a +60° C
Resistenza all' isolamento: >100 Mohom
Grigio RAL7035
Packaging: Cartone

Material: Self-extinguishing rigid PVC V0
Standard UL94
Usage temperature: from -5° to +60° C
Isolation resistant: >100 Mohom
Grey RAL 7035
Packaging: Carton

MANICOTTO DRITTO
CONNECTION
IP65

Tubo / tubo
Pipe / pipe



REF.	DIMENSIONI SIZE	
RS16216	⌀16 mm	50/500
RS16220	⌀20 mm	50/500
RS16225	⌀25 mm	50/400
RS16232	⌀32 mm	25/200
RS16240	⌀40 mm	20/160
RS16250	⌀50 mm	10/80

RACCORDO DRITTO
CONNECTION

Tubo / guaina
Pipe / sheath



REF.	DIMENSIONI SIZE	
RS16816	⌀16 mm	50/500
RS16820	⌀20 mm	100/500
RS16825	⌀25 mm	30/300
RS16832	⌀32 mm	30/180
RS16840	⌀40 mm	20/140
RS16850	⌀50 mm	10/90

BLOCCATUBO
PIPE BLOCKER
IP65

Tubo ribassato / scatola
Lowered pipe / box



REF.	DIMENSIONI SIZE	
RS16316	⌀16 mm	50/500
RS16320	⌀20 mm	50/500
RS16325	⌀25 mm	50/400
RS16332	⌀32 mm	25/200
RS16340	⌀40 mm	20/160
RS16350	⌀50 mm	10/80

RACCORDO DRITTO
CONNECTION
IP65

Guaina / scatola
Sheath / Box



REF.	DIMENSIONI SIZE	
RS16610	⌀10 mm	50/1200
RS16612	⌀12 mm	100/2400
RS16616	⌀16 mm	50/800
RS16620	⌀20 mm	50/600
RS16625	⌀25 mm	25/300
RS16632	⌀32 mm	25/200

CLIP FISSATUBO A COLLARE
PIPE-FIXING RING CLIPS
IP40



REF.	DIMENSIONI SIZE	
RS16061	⌀min 14 max 22	100/800
RS16062	⌀min 23 max 35	100/800
RS16063	⌀min 38 max 50	40/320

CLIP FISSATUBO A COLLARE
PIPE-FIXING RING CLIPS
IP40



REF.	DIMENSIONI SIZE	
RS16051	⌀16 mm	100/1000
RS16052	⌀20 mm	100/1000
RS16053	⌀25 mm	100/800
RS16054	⌀32 mm	100/400

GIUNTI A T
T PIPE JOINT
IP40

Ispezionabili e reversibili
Reversible inspection



REF.	DIMENSIONI SIZE	
RS16031	⌀16 mm	50
RS16032	⌀20 mm	50
RS16033	⌀25 mm	50
RS16034	⌀32 mm	25





BOBINE
BOBBINS

Cavi multipolari **pag. 214**
Multipolar cables pag. 214

Cavi unipolari **pag. 215**
Unipolar cables pag. 215

MATASSE
COILS

Cavi multipolari **pag. 216**
Multipolar cables pag. 216

Cavi unipolari **pag. 217**
Unipolar cables pag. 217

Cavi per cantieri **pag. 218**
Cables for building sites pag. 218

CAVO PVC | BOBINA ⌀ 400mm
PVC CABLES | BOBBIN ⌀ 400mm

• Cavi H05VV-F multipolari Uo/U 300/500V CEI 20-20/5 IEMMEQU <HAR>
• Multipolar H05VV-F Cables Uo/U 300/500V CEI 20-30/5 IEMMEQU <HAR>



REF.	CAVO CABLE		
CBH051B	H05VV-F 2G1 mm² 1m	300	
CBH051N	H05VV-F 2G1 mm² 1m	300	
CBH054A	H05VV-F 3G1.5 mm² 1m	250	
CBH054B	H05VV-F 3G1.5 mm² 1m	250	
CBH054N	H05VV-F 3G1.5 mm² 1m	250	
CBH055A	H05VV-F 3G2.5 mm² 1m	150	
CBH055B	H05VV-F 3G2.5 mm² 1m	150	
CBH055N	H05VV-F 3G2.5 mm² 1m	150	
CBH056N	H05VV-F 4G1.5 mm² 1m	150	

CAVO FROR | BOBINA ⌀ 400mm
FROR CABLES | BOBBIN ⌀ 400mm

• Cavi FROR multipolari Uo/U 450/750V non propaganti l'incendio CEI 20-22
• FROR multipolar cables Uo/U 450/750V anti-fire propagation CEI 20-22

REF.	CAVO CABLE		
CBFR4GR	FROR 3G1.5 mm² 1m	250	
CBFR5GR	FROR 3G2.5 mm² 1m	150	
CBFR6GR	FROR 4G1.5 mm² 1m	150	

CAVO NEOPRENE | BOBINA ⌀ 400mm
NEOPRENE CABLES | BOBBIN ⌀ 400mm

• Cavi multipolari in neoprene Uo/U 450/750V CEI 20-19 IEMMEQU <HAR>
Neoprene multipolar cables Uo/U 450/750V CEI 20-19 IEMMEQU <HAR>

REF.	CAVO CABLE		
CBH074N	H07RN-F 3G1.5 mm² 1m	150	
CBH075N	H07RN-F 3G2.5 mm² 1m	100	
CBH077N	H07RN-F 4G2.5 mm² 1m	50	
CBH079N	H07RN-F 5G2.5 mm² 1m	50	

CAVO PVC | BOBINA ⌀ 400mm
PVC CABLES | BOBBIN ⌀ 400mm

REF.	CAVO CABLE		
CBFS1.5GV	FS17 1G1.5 mm² 1m	1000	
CBFS1.5NR	FS17 1G1.5 mm² 1m	1000	
CBFS1.5MA	FS17 1G1.5 mm² 1m	1000	
CBFS1.5BL	FS17 1G1.5 mm² 1m	1000	
CBFS2.5GV	FS17 1G2.5 mm² 1m	800	
CBFS2.5NR	FS17 1G2.5 mm² 1m	800	
CBFS2.5MA	FS17 1G2.5 mm² 1m	800	
CBFS2.5BL	FS17 1G2.5 mm² 1m	800	
CBFS4GV	FS17 1G4 mm² 1m	500	
CBFS4NR	FS17 1G4 mm² 1m	500	
CBFS4MA	FS17 1G4 mm² 1m	500	
CBFS4BL	FS17 1G4 mm² 1m	500	
CBFS6GV	FS17 1G6 mm² 1m	300	
CBFS6NR	FS17 1G6 mm² 1m	300	
CBFS6MA	FS17 1G6 mm² 1m	300	
CBFS6BL	FS17 1G6 mm² 1m	300	

SROTOLATORE
UNROLLER

- Srotolatore portabobina mm400 in acciaio inox, con due rulli di appoggio per un rapido montaggio
  mm400 stainless steel bobbin holder, with two easy-mounting supports



REF.	DESCRIZIONE DESCRIPTION	
SROTOLATORE	Srotolatore - Unroller	1

CAVI IN PVC
PVC CABLES

• Cavi H05VV-F multipolari Uo/U 300/500V CEI 20-20-5
Multipolar H05VV-F Cables Uo/U 300/500V CEI 20-30-5





REF.	CAVO CABLE	M		
CM10H053A	H05VV-F 3G1mm²	10	10	
CM10H053B	H05VV-F 3G1mm²	10	10	
CM10H053N	H05VV-F 3G1mm²	10	10	
CM10H054A	H05VV-F 3G1.5 mm²	10	10	
CM50H054A	H05VV-F 3G1.5 mm²	50	1	
CM10H054B	H05VV-F 3G1.5 mm²	10	10	
CM50H054B	H05VV-F 3G1.5 mm²	50	1	
CM10H054N	H05VV-F 3G1.5 mm²	10	10	
CM50H054N	H05VV-F 3G1.5 mm²	50	1	
CM10H055B	H05VV-F 3G2.5 mm²	10	10	
CM10H055N	H05VV-F 3G2.5 mm²	10	1	

CAVI FROR
FROR CABLES

• Cavi H05VV-F multipolari Uo/U 450/750V CEI 20-22. Non propaganti l'incendio
Multipolar H05VV-F Cables Uo/U 450/750V CEI 20-22. Anti-fire propagation



REF.	CAVO CABLE	M		
CM10FR3GR	FROR 450/750V 3G1 mm²	10	10	
CM15FR3GR	FROR 450/750V 3G1 mm²	15	5	
CM10FR4GR	FROR 450/750V 3G1.5 mm²	10	10	
CM15FR4GR	FROR 450/750V 3G1.5 mm²	15	5	
CM10FR5GR	FROR 450/750V 3G2.5 mm²	10	10	
CM15FR5GR	FROR 450/750V 3G2.5 mm²	15	5	

CAVI IN PVC

PVC CABLES

- Cavi unipolari F17 Uo/U 450/750V
  Unipolar Cables F17 Uo/U 450/750V



REF.	CAVO CABLE	M		
CMFS151.5BL	FS 1x1.5 mm²	15	40	
CMFS151.5GV	FS 1x1.5 mm²	15	40	
CMFS151.5GR	FS 1x1.5 mm²	15	40	
CMFS151.5MA	FS 1x1.5 mm²	15	40	
CMFS151.5NR	FS 1x1.5 mm²	15	40	
CMFS151.5RO	FS 1x1.5 mm²	15	40	



REF.	CAVO CABLE	M		
CMFS152.5BL	FS 1x2.5 mm²	15	40	
CMFS152.5GV	FS 1x2.5 mm²	15	40	
CMFS152.5GR	FS 1x2.5 mm²	15	40	
CMFS152.5MA	FS 1x2.5 mm²	15	40	
CMFS152.5NR	FS 1x2.5 mm²	15	40	
CMFS152.5RO	FS 1x2.5 mm²	15	40	



REF.	CAVO CABLE	M		
CM154BL	N07V-K 1x4mm²	15	30	
CM154GV	N07V-K 1x4 mm²	15	30	
CM154MA	N07V-K 1x4 mm²	15	30	
CM154NR	N07V-K 1x4 mm²	15	30	

CAVI MULTIPOLARI IN NEOPRENE
MULTIPOLAR NEOPRENE CABLES

• Cavi multipolari Uo/U 450/750V CEI 20-19
Multipolar cables Uo/U 450/750V CEI 20-19



REF.	CAVO CABLE	M	SEZIONE SECTION	
100M2X1	H07RN-F	100	2X1	
100M2X1.5	H07RN-F	100	2X1.5	
100M3X1.5	H07RN-F	100	3G1.5	
100M3X2.5	H07RN-F	100	3G2.5	
100M4X2.5	H07RN-F	100	4G2.5	
100M5X2.5	H07RN-F	100	5G2.5	

NOTES



ESEMPI DI SISTEMI ESPOSITIVI PER IL PUNTO VENDITA

ESPOSITORE DA BANCO IN CARTONE PER:

TABLE CARTOON DISPLAY FOR:

PLUGSHELL

Cod: 30000000214

UNIKA

Cod: 30000000330



COMODI FLOW PACK PER SPINE PRESE E ADATTATORI DOMESTICI (da pag. 142 a pag. 154)

FLOW PACK FOR DOMESTIC PLUGS, SOCKETS AND ADAPTORS (From pag.142 to pag.154)



COMODI BLISTER DA APPENDERE

BLISTER TO HANG UP



Cod: 30000000332

SCATOLE ESPOSITRICI DA BANCO (2 dimensioni: cm 20 e cm10)

BOXES FOR SHELF (2 sizes: cm 20 and cm10)



Cod: 30000000222

Cod: 30000000221

Cod: 30000000331

ESPOSITORE DA TERRA IN CARTONE - 2 PRODOTTI

FLOOR CARTOON DISPLAY FOR 2 TYPE OF PRODUCTS



Cod: 30000000043

ESPOSITORE DA BANCO
- UNIKA
- EMILIA PRIME
- EMILIA
- ELAPLUG

TABLE DISPLAY FOR:
- UNIKA
- EMILIA PRIME
- EMILIA
- ELAPLUG



Cod: 30000000332

ESPOSITORE DA TERRA IN CARTONE - 8 PRODOTTI

FLOOR CARTOON DISPLAY FOR 8 TYPE OF PRODUCTS



Cod: 30000000223

ESPOSITORE DA TERRA IN METALLO COMPONIBILE

FLOOR METAL MODULAR DISPLAY



REF.	PAG.
1001	89
1002	89
1003	89
1004	89
1005	89
1006	89
1007	89
1008	89
1009	89
1010	89
1011	27
1012	27
1013	27
1014	27
1015	27
1016	27
1017	27
1018	27
1019	27
1020	27
1021	27
1022	27
1023	27
1024	27
1025	27
1026	27
1027	27
1051	28
1052	28
1053	28
1054	28
1055	28
1056	28
1057	28
1058	28
1059	28
1060	28
1061	28
1062	28
1063	28
1064	28
1065	28
1066	28
1067	28
1068	28
1069	28

REF.	PAG.
1070	28
1071	28
1072	28
1073	28
1074	28
1075	28
1081	28
1082	28
1083	28
1084	28
1085	28
1086	28
1087	28
1088	28
1107	26
1108	26
1109	26
1110	26
1111	26
1112	26
1113	26
1114	26
1115	26
1116	26
1117	26
1118	26
1119	26
1120	26
1121	26
1122	26
1123	27
1124	27
1125	27
1126	27
1127	27
1128	27
1129	27
1130	27
1131	27
1132	27
1133	27
1134	27
1135	27
1136	27
1137	27
1138	27

REF.	PAG.
1140	26
1141	26
1142	26
1150	25
1151	25
1152	25
1153	25
1154	25
1155	25
1156	25
1157	25
1158	25
1159	25
1160	25
1161	25
1162	25
1163	25
1164	25
1165	25
1173	27
1174	27
1175	27
1176	27
1177	27
1178	27
1179	27
1180	27
1181	27
1182	27
1183	27
1184	27
1185	27
1186	27
1187	27
1188	27
1259	36
1260	36
1263	36
1264	36
1268	36
1269	36
1273	36
1274	36
1276	37
1277	37
1278	37

REF.	PAG.
1279	37
1280	37
1281	37
1282	37
1283	37
1301	33
1302	33
1303	33
1304	33
1305	33
1306	33
1307	33
1308	33
1311	33
1312	33
1315	33
1316	33
1317	33
1320	33
1321	33
1322	33
1351	33
1352	33
1353	33
1354	33
1355	33
1356	33
1357	33
1358	33
1359	33
1360	33
1361	33
1362	33
1363	33
1364	33
1365	33
1366	33
1367	33
1368	33
1369	33
1370	33
1371	33
1372	33
1373	33
1374	33
1375	34

REF.	PAG.
1376	34
1377	34
1378	34
1379	34
1380	34
1381	34
1382	34
1402	59
1404	59
1405	59
1411	59
1412	59
1413	59
1414	59
1415	59
1416	59
1417	59
1429	43
1430	43
1451	59
1452	59
1453	59
1454	59
1455	59
1456	59
1457	59
1458	59
1459	59
1460	59
1461	59
1462	59
1463	59
1464	59
1465	59
1466	59
1467	59
1468	59
1469	59
1470	59
1502	60
1504	60
1505	60
1511	60
1512	60
1513	60
1514	60

REF.	PAG.
1515	60
1516	60
1517	60
1551	60
1552	60
1553	60
1554	60
1555	60
1556	60
1557	60
1558	60
1559	60
1560	60
1561	60
1562	60
1563	60
1564	60
1565	60
1566	60
1567	60
1568	60
1569	60
1570	60
1601	58
1602	58
1603	58
1604	58
1605	58
1606	58
1651	58
1652	58
1653	58
1654	58
1655	58
1656	58
1801	61
1802	61
1803	61
1804	61
1820	71
1821	71
1823	44
1824	44
1825	44
1826	45
1828	45

REF.	PAG.
1829	45
1840	67
1841	62
1842	62
1843	62
1844	62
1849	63
1850	63
1851	63
1852	63
1853	63
1854	63
1855	63
1856	63
1857	62
1858	62
1859	62
1860	62
1861	65
1862	64
1864	64
1866	65
1868	66
1869	66
1872	64
1873	64
1874	66
1875	66
1876	65
1878	65
1879	67
1994	61
1995	61
1996	61
2000	61
2001	61
2002	61
2100	92
2101	92
2102	92
2103	92
2104	92
2105	92
2106	92
2107	92
2109	92

REF.	PAG.
2110	92
2111	92
2112	92
2113	92
2114	92
2115	92
2116	92
2117	92
2119	92
2120	93
2122	93
2123	93
2140	93
2141	93
2200	112
2201	112
2202	112
2203	112
2204	112
2205	112
2206	112
2207	112
2208	112
2209	112
2210	112
2211	112
2212	112
2213	112
2214	112
2215	112
2240	110
2241	110
2242	110
2243	110
2244	110
2245	110
2246	110
2247	110
2248	110
2249	110
2260	110
2261	110
2262	110
2263	110
2275	111
2276	111

REF.	PAG.
2277	111
2278	111
2279	111
2280	111
2281	111
2282	111
2283	111
2284	111
2285	111
2286	111
2287	111
2288	111
2289	111
2501	36
2502	36
2503	36
2504	36
2505	36
2506	36
2507	36
2508	36
2511	36
2512	36
2515	36
2516	36
2517	36
2520	36
2521	36
2522	36
2531	35
2532	35
2533	35
2534	35
2535	35
2536	35
2537	35
2538	35
2541	35
2542	35
2545	35
2546	35
2547	35
2550	35
2551	36
2552	36
2553	36

REF.	PAG.
2554	36
2555	36
2556	36
2557	36
2558	36
2561	36
2562	36
2565	36
2566	36
2567	36
2568	52
2570	36
2571	36
2572	36
3000	74
3001	74
3100	115
3101	115
3102	115
3103	115
3104	115
3105	115
3106	115
3107	115
3108	115
3109	115
3110	115
3111	115
3112	115
3113	115
3114	115
3115	115
3116	115
3117	115
3118	115
3119	115
3120	115
3150	115
3151	115
3152	115
3153	115
3154	115
3155	115
3156	115
3157	115
3158	115

REF.	PAG.
3159	115
3160	115
3161	115
3162	115
3163	115
3240	117
3241	117
3242	117
3243	117
3244	117
3245	117
3246	117
3247	117
3248	117
3249	117
4001	98
4002	98
4003	100
4004	100
4005	100
4006	98
4007	98
4008	100
4009	100
4013	98
4014	98
4015	98
4016	98
4018	98
4021	98
4022	98
4051	98
4054	99
4055	99
4091	99
4092	99
4093	99
4094	99
4095	99
8213	22
8214	22
8215	22
8223	29
8224	29
8225	29
8413	22

REF.	PAG.
8414	22
8415	22
8523	29
8524	29
8525	29
9001	29
9002	29
9003	29
9004	29
9005	29
9006	29
9007	29
9008	29
9009	29
9010	29
9011	46
9012	46
9013	46
9014	46
9015	46
9016	46
9017	46
9018	46
9019	46
9020	46
9021	46
9022	46
9023	46
9024	46
9025	46
9026	46
9051	29
9052	29
9053	29
9054	29
9055	29
9056	29
9057	29
9058	29
9059	30
9060	30
9061	30
9062	30
9063	29
9064	29
9065	29

REF.	PAG.
9066	29
9067	30
9068	30
9069	29
9070	30
9071	46
9072	46
9073	46
9074	46
9075	46
9076	46
9077	46
9078	46
9079	46
9080	46
9081	46
9082	46
9083	46
9084	46
9085	46
9086	46
9087	30
9088	30
9089	30
9090	30
9091	30
9092	30
9093	30
9101	22
9102	22
9103	22
9104	22
9105	22
9106	22
9107	22
9108	22
9109	22
9110	22
9111	22
9112	46
9113	46
9114	46
9115	46
9116	46
9117	46
9118	46

REF.	PAG.
9119	46
9120	46
9121	46
9122	46
9123	46
9124	46
9125	46
9126	46
9151	22
9152	22
9153	22
9154	22
9155	22
9156	22
9157	22
9158	22
9159	23
9160	23
9161	23
9162	23
9163	22
9164	22
9165	22
9166	22
9167	23
9168	23
9169	22
9170	23
9171	46
9172	46
9173	46
9174	46
9175	46
9176	46
9177	46
9178	46
9179	46
9180	46
9181	46
9182	46
9183	46
9184	46
9185	46
9186	46
9187	23
9188	23

REF.	PAG.
9189	23
9190	23
9191	23
9192	23
9193	23
9211	46
9213	22
9214	22
9215	22
9223	29
9224	29
9225	29
9227	22
9229	22
9413	22
9414	22
9415	22
9523	29
9524	29
9525	29
9526	29
20.162	95
20.163	95
20.164	95
20.202	95
20.203	95
20.204	95
20.252	95
20.253	95
20.254	95
20.322	95
20.323	95
20.324	95
20.402	95
20.403	95
20.404	95
21004	200
21020	200
21060	200
21090	200
21159	199
21.162	95
21.163	95
21.164	95
21170	199
21178	199

REF.	PAG.
21.212	95
21.213	95
21.214	95
21215	200
21.252	95
21.253	95
21.254	95
21255	200
21.322	95
21.323	95
21.324	95
21.402	95
21.403	95
21.404	95
38003	199
39120	133
82111	40
82112	40
82113	40
82114	40
82121	40
82122	40
82123	40
82124	40
82131	41
82132	41
82133	41
82134	41
82141	41
82142	41
82143	41
82144	41
83111	40
83112	40
83113	40
83114	40
83121	40
83122	40
83123	40
83124	40
83131	41
83132	41
83133	41
83134	41
83141	41
83142	41

REF.	PAG.
83143	41
83144	41
111.401	38
111.402	38
111.403	38
111.404	38
111.405	38
111.406	38
111.407	38
111.408	38
111.411	38
111.412	38
111.415	38
111.416	38
111.417	38
111.420	38
111.421	38
111.422	38
111.451	38
111.452	38
111.453	38
111.454	38
111.455	38
111.456	38
111.457	38
111.458	38
111.461	38
111.462	38
111.465	38
111.466	38
111.467	38
111.470	38
111.471	38
111.472	38
163.000	85
163.002	85
163.003	85
163.004	85
163.006	85
163.007	85
163.008	85
163.009	85
163.010	85
163.015	85
163.016	85
100M2x1	218

REF.	PAG.
100M2x1,5	218
100M3x1.5	218
100M3x2.5	218
100M4x2.5	218
100M5x2.5	218
1110S	26
1111S	26
1114S	26
1116S	26
1117S	26
1119S	26
1301S	34
1302S	34
1302SN	48
1303S	34
1304S	34
1305S	34
1306S	34
1351S	34
1352S	34
1353S	34
1354S	34
1355S	34
1356S	34
1366-3H	53
1566-3H	53
16.224V	84
16.224V-I	84
16.224VS	84
16.224VS-I	84
16.242V	84
16.242V-I	84
16.242VS	84
16.242VS-I	84
16.263B6-IMT	81
16.263B6MT	81
16.263G4-IMT	81
16.263G4MT	81
16.263N7-IMT	81
16.263N7MT	81
16.3214B6	78
16.3214B6-I	79
16.3214B6-ID	83
16.3214B6-IMT	81
16.3214B6D	82
16.3214B6MT	80

REF.	PAG.
16.3214G4	78
16.3214G4-I	79
16.3214G4-ID	83
16.3214G4-IMT	81
16.3214G4D	82
16.3214G4MT	80
16.3216B6	78
16.3216B6-I	79
16.3216B6-ID	83
16.3216B6-IMT	81
16.3216B6D	82
16.3216B6MT	80
16.3216G4	78
16.3216G4-I	79
16.3216G4-ID	83
16.3216G4-IMT	81
16.3216G4D	82
16.3216G4MT	80
16.3232B6	78
16.3232B6-I	79
16.3232B6-ID	83
16.3232B6-IMT	81
16.3232B6D	82
16.3232B6MT	80
16.3232G4	78
16.3232G4-I	79
16.3232G4-ID	83
16.3232G4-IMT	81
16.3232G4D	82
16.3232G4MT	80
16.3234B6	78
16.3234B6-I	79
16.3234B6-ID	83
16.3234B6-IMT	81
16.3234B6D	82
16.3234B6MT	80
16.3234G4	78
16.3234G4-I	79
16.3234G4-ID	83
16.3234G4-IMT	81
16.3234G4D	82
16.3234G4MT	80
16.3314B9	78
16.3314B9-I	79
16.3314B9-ID	83
16.3314B9-IMT	81
16.3314B9D	82
16.3314B9MT	80
16.3314G4	78
16.3314G4-I	79
16.3314G4-ID	83
16.3314G4-IMT	81
16.3314G4D	82
16.3314G4MT	80
16.3314R6	78
16.3314R6-I	79
16.3314R6-ID	83
16.3314R6-IMT	81
16.3314R6D	82
16.3314R6MT	80
16.3316B9	78
16.3316B9-I	79
16.3316B9-ID	83
16.3316B9-IMT	81
16.3316B9D	82
16.3316B9MT	80
16.3316G4	78
16.3316G4-I	79
16.3316G4-ID	83
16.3316G4-IMT	81
16.3316G4D	82
16.3316G4MT	80
16.3316R6	78
16.3316R6-I	79
16.3316R6-ID	83
16.3316R6-IMT	81
16.3316R6D	82
16.3316R6MT	80
16.3332B9	78
16.3332B9-I	79
16.3332B9-ID	83
16.3332B9-IMT	81
16.3332B9D	82
16.3332B9MT	80
16.3332G4	78
16.3332G4-I	79
16.3332G4-ID	83
16.3332G4-IMT	81
16.3332G4D	82
16.3332G4MT	80
16.3332R3	54
16.3332R3-ID	53
16.3332R3D	54
16.3332R3MT	54
16.3332R6	78
16.3332R6-I	79
16.3332R6-ID	83
16.3332R6-IMT	81
16.3332R6D	82
16.3332R6MT	80
16.3334B9	78
16.3334B9-I	79
16.3334B9-ID	83
16.3334B9-IMT	81
16.3334B9D	82
16.3334B9MT	80
16.3334G4	78
16.3334G4-I	79
16.3334G4-ID	83
16.3334G4-IMT	81
16.3334G4D	82
16.3334G4MT	80
16.3334R6	78
16.3334R6-I	79
16.3334R6-ID	83
16.3334R6-IMT	81
16.3334R6D	82
16.3334R6MT	80
16.3414B9	78
16.3414B9-I	79
16.3414B9-ID	83
16.3414B9-IMT	81
16.3414B9D	82
16.3414B9MT	80
16.3414G4	78
16.3414G4-I	79
16.3414G4-ID	83
16.3414G4-IMT	81
16.3414G4D	82
16.3414G4MT	80
16.3414R6	78
16.3414R6-I	79
16.3414R6-ID	83
16.3414R6-IMT	81
16.3414R6D	82
16.3414R6MT	80
16.3416B9	78
16.3416B9-I	79
16.3416B9-ID	83
16.3416B9-IMT	81
16.3416B9D	82
16.3416B9MT	80
16.3416G4	78
16.3416G4-I	79
16.3416G4-ID	83
16.3416G4-IMT	81
16.3416G4D	82
16.3416G4MT	80
16.3416R6	78
16.3416R6-I	79
16.3416R6-ID	83
16.3416R6-IMT	81
16.3416R6D	82
16.3416R6MT	80
16.3432B9	78
16.3432B9-I	79
16.3432B9-ID	83
16.3432B9-IMT	81
16.3432B9D	82
16.3432B9MT	80
16.3432G4	78
16.3432G4-I	79
16.3432G4-ID	83
16.3432G4-IMT	81
16.3432G4D	82
16.3432G4MT	80
16.3432R6	78
16.3432R6-I	79
16.3432R6-ID	83
16.3432R6-IMT	81
16.3432R6D	82
16.3432R6MT	80
16.3434B9	78
16.3434B9-I	79
16.3434B9-ID	83
16.3434B9-IMT	81
16.3434B9D	82
16.3434B9MT	80
16.3434G4	78
16.3434G4-I	79
16.3434G4-ID	83
16.3434G4-IMT	81
16.3434G4D	82
16.3434G4MT	80
16.3434R6	78
16.3434R6-I	79
16.3434R6-ID	83
16.3434R6-IMT	81
16.3434R6D	82
16.3434R6MT	80
16.363B9-IMT	81
16.363B9-MT	81
16.363G4-IMT	81
16.363G4MT	81
16.363N7-IMT	81
16.363N7MT	81
16.363R6-IMT	81
16.363R6MT	81
16.463N7-IMT	81
16.463N7MT	81
16.463R6-IMT	81
16.463R6MT	81
17.216B6	86
17.216B6D	86
17.216B6MT	86
17.216G4	86
17.216G4D	86
17.216G4MT	86
17.224V	87
17.224VS	87
17.232B6	86
17.232B6D	86
17.232B6MT	86
17.232G4	86
17.232G4D	86
17.232G4MT	86
17.242V	87
17.242VS	87
17.316B9	86
17.316B9D	86
17.316B9MT	86
17.316G4	86
17.316G4D	86
17.316G4MT	86
17.316N7	86
17.316N7D	86
17.316N7MT	86
17.316R6	86
17.316R6D	86
17.316R6MT	86

REF.	PAG.
17.332B9	86
17.332B9D	86
17.332B9MT	86
17.332G4	86
17.332G4D	86
17.332G4MT	86
17.332N7	86
17.332N7D	86
17.332N7MT	86
17.332R6	86
17.332R6D	86
17.332R6MT	86
17.416B9	86
17.416B9D	86
17.416B9MT	86
17.416N7	86
17.416N7D	86
17.416N7MT	86
17.416R6	86
17.416R6D	86
17.416R6MT	86
17.432N7	86
17.432N7D	86
17.432N7MT	86
17.432R6	86
17.432R6D	86
17.432R6MT	86
18.2011	130
18.2012	131
18.3001	127
18.3002	126
18.3003	123
18.3004	126
18.3005	122
18.3006	126
18.3007	122
18.3008	127
18.3009	127
18.3010	128
18.3011	128
18.3012	129
18.3013	128
19.3000	76
19.3001	76
19.3214B6	76
19.3214B6-I	77
19.3214G4	76
19.3214G4-I	77
19.3216B6	76
19.3216B6-I	77
19.3216G4	76
19.3216G4-I	77
19.3232B6	76
19.3232B6-I	77
19.3232G4	76
19.3232G4-I	77
19.3234B6	76
19.3234B6-I	77
19.3234G4	76
19.3234G4-I	77
19.3314B9	76
19.3314B9-I	77
19.3314G4	76
19.3314G4-I	77
19.3314R6	76
19.3314R6-I	77
19.3316B9	76
19.3316B9-I	77
19.3316G4	76
19.3316G4-I	77
19.3316R6	76
19.3316R6-I	77
19.3332B9	76
19.3332B9-I	77
19.3332G4	76
19.3332G4-I	77
19.3332R3	53
19.3332R6	76
19.3332R6-I	77
19.3334B9	76
19.3334B9-I	77
19.3334G4	76
19.3334G4-I	77
19.3334R6	76
19.3334R6-I	77
19.3414B9	76
19.3414B9-I	77
19.3414G4	76
19.3414G4-I	77
19.3414R6	76
19.3414R6-I	77
19.3414R6-SCH	39
19.3416B9	76
19.3416B9-I	77
19.3416G4	76
19.3416G4-I	77
19.3416R6	76
19.3416R6-I	77
19.3432B9	76
19.3432B9-I	77
19.3432G4	76
19.3432G4-I	77
19.3432R6	76
19.3432R6-I	77
19.3434B9	76
19.3434B9-I	77
19.3434G4	76
19.3434G4-I	77
19.3434R6	76
19.3434R6-I	77
20.162NP	95
20.163NP	95
20.164NP	95
20.202NP	95
20.203NP	95
20.204NP	95
20.252NP	95
20.253NP	95
20.254NP	95
20.322NP	95
20.323NP	95
20.324NP	95
20.402NP	95
20.403NP	95
20.404NP	95
21.162NP	95
21.163NP	95
21.164NP	95
21.202NP	95
21.203NP	95
21.204NP	95
21.252NP	95
21.253NP	95
21.254NP	95
21.322NP	95
21.323NP	95
21.324NP	95
21.402NP	95
21.403NP	95
21.404NP	95
21MX103	199
2200C	112
2201C	112
2201S	113
2202C	112
2202S	113
2203C	112
2203S	113
2204C	112
2205C	112
2206C	112
2207C	112
2208C	112
2209C	112
2210C	112
2211C	112
2212C	112
2213C	112
2214C	112
2215C	112
2240C	110
2240E	111
2240MTS	113
2241C	110
2242C	110
2242E	111
2242MTS	113
2243C	110
2244C	110
2245C	110
2246C	110
2247C	110
2248C	110
2249C	110
2275C	111
2276C	111
2277C	111
2278C	111
2279C	111
2280C	111
2281C	111
2282C	111
2283C	111
2284C	111
2285C	111
2286C	111
2502-SCH	38
2505-SCH	38
2511-SCH	38
2515-SCH	38
2515-SCH2	39
2516-SCH	38
2517-SCH	38
2532-1H	55
263B6	88
263B6D	88
263B6MT	88
3100CAV	114
3100E	119
3101E	119
3101E-32	119
3102CAV	118
3102E	119
3102E-4	119
3102E-5	119
3102E/2325P	119
3103E	119
3104E	119
3105E	119
3106E	119
3107E	119
3108E	119
3109E	119
3110E	119
3111E	119
3112E	119
3113E	119
3114E	119
3115E	119
3116E	119
3117E	119
3200E	116
3201E	116
3202E	116
3203E	116
3204E	116
3205E	116
3206E	116
3207E	116
3208E	116
3209E	116
3210E	116
3211E	116
3212E	116
3213E	116
3214B6	74
3214B6-I	75
3214E	116
3214G4	74
3214G4-I	75
3215E	116
3216B6	74
3216B6-I	75
3216E	116
3216G4	74
3216G4-I	75
3217E	116
3218E	116
3219E	116
3220E	116
3221E	116
3222E	116
3223E	116
3224E	116
3225E	116
3226E	116
3232B6	74
3232B6-I	75
3232G4	74
3232G4-I	75
3234B6	74
3234B6-I	75
3234G4	74
3234G4-I	75
3314B9	74
3314B9-I	75
3314G4	74
3314G4-I	75
3314R6	74
3314R6-I	75
3316B9	74
3316B9-I	75
3316G4	74
3316G4-I	75
3316R6	74
3316R6-I	75

REF.	PAG.
332R3	54
332R3D	54
332R3MT	54
3332B9	74
3332B9-I	75
3332G4	74
3332G4-I	75
3332R3	74
3332R6	74
3332R6-I	75
3334B9	74
3334B9-I	75
3334G4	74
3334G4-I	75
3334R6	74
3334R6-I	75
3414B9	74
3414B9-I	75
3414G4	74
3414G4-I	75
3414R6	74
3414R6-I	75
3416B9	74
3416B9-I	75
3416G4	74
3416G4-I	75
3416R6	74
3416R6-I	75
3432B9	74
3432B9-I	75
3432G4	74
3432G4-I	75
3432R6	74
3432R6-I	75
3434B9	74
3434B9-I	75
3434G4	74
3434G4-I	75
3434R6	74
3434R6-I	75
363B9	88
363B9D	88
363B9MT	88
363G4	88
363G4D	88
363G4MT	88
363N7	88
363N7D	88
363N7MT	88
363R6	88
363R6D	88
363R6MT	88
4092SC	100
463N7	88
463N7D	88
463N7MT	88
463R6	88
463R6D	88
463R6MT	88
6001Q	32
6001Q-1H	55
6002Q	32
6003Q	32
6004Q	32
6005Q	32
6006Q	32
6007Q	32
6008Q	32
6009Q	32
6010Q	32
6013Q	32
6014Q	32
6015Q	32
6020Q	32
6021Q	32
6022Q	32
6023Q	32
6026Q	47
6027Q	47
6028Q	47
6029Q	47
6030Q	47
6031Q	47
6032Q	47
6033Q	47
6034Q	47
6035Q	47
6036Q	47
6037Q	47
6038Q	47
6039Q	47
6040Q	47
6041Q	47
7001Q	32
7002Q	32
7003Q	32
7004Q	32
7005Q	32
7005Q-3H	52
7006Q	32
7007Q	32
7008Q	32
7009Q	32
7010Q	32
7011Q	32
7012Q	32
7013Q	32
7014Q	32
7015Q	32
7016Q	32
7017Q	32
7018Q	32
7019Q	32
7020Q	32
7021Q	32
7022Q	32
7023Q	32
7024Q	32
7025Q	32
7026Q	47
7027Q	47
7028Q	47
7029Q	47
7030Q	47
7031Q	47
7032Q	47
7033Q	47
7034Q	47
7035Q	47
7036Q	47
7037Q	47
7038Q	47
7039Q	47
7040Q	47
7041Q	47
71501-A	194
8213R	24
8214R	24
8215R	24
8223R	24
8224R	24
8225R	24
8414-3H	52
8524-3H	52
9001R	31
9002R	31
9005R	31
9007R	31
9008R	31
9051R	31
9052R	31
9057R	31
9063R	31
9064R	31
9069R	31
9101R	24
9102R	24
9105R	24
9107R	24
9108R	24
9111R	24
9151R	24
9152R	24
9157R	24
9163R	24
9164R	24
9169R	24
9213-1H	55
9213N	48
9213R	24
9214R	24
9215R	24
9223-1H	55
9223N	48
9223R	31
9224R	31
9225R	31
9413N	48
9523N	48
9526R	31
BIPLA16	49
BIPLA32	49
CBFR4GR	214
CBFR5GR	214
CBFR6GR	214
CBH051B	214
CBH051N	214
CBH054A	214
CBH054B	214
CBH054N	214
CBH055A	214
CBH055B	214
CBH055N	214
CBH056N	214
CBH074N	214
CBH075N	214
CBH077N	214
CBH079N	214
CBN071.5BL	215
CBN071.5GV	215
CBN071.5MA	215
CBN071.5NR	215
CBN072.5BL	215
CBN072.5GV	215
CBN072.5MA	215
CBN072.5NR	215
CBN074BL	215
CBN074GV	215
CBN074MA	215
CBN074NR	215
CBN076BL	215
CBN076GV	215
CBN076MA	215
CBN076NR	215
CL24254BN	178
CL24255BN	178
CL24404BN	178
CL24405BN	178
CL24504BN	178
CL24505BN	178
CL34254BN	176
CL34255BN	176
CL34404BN	176
CL34405BN	176
CL34504BN	176
CL34505BN	176
CL44254BN	180
CL44255BN	180
CL44404BN	180
CL44405BN	180
CL44504BN	180
CL44505BN	180
CLNP26254B	179
CLNP26255B	179
CLNP26404B	179
CLNP26405B	179
CLNP36254B	177
CLNP36255B	177
CLNP36404B	177
CLNP36405B	177
CLNP44254B	180
CLNP44255B	180
CLNP44404B	180
CLNP44405B	180
CM10FR3GR	216
CM10FR4GR	216
CM10FR5GR	216
CM10H053A	216
CM10H053B	216
CM10H053N	216
CM10H054A	216
CM10H054B	216
CM10H054N	216
CM10H055B	216
CM10H055N	216
CM15FR3GR	216
CM15FR4GR	216
CM15FR5GR	216
CM50H054A	216
CM50H054B	216
CM50H054N	216
CMFS151.5BL	217
CMFS151.5GR	217
CMFS151.5GV	217
CMFS151.5MA	217
CMFS151.5NR	217
CMFS151.5RO	217
CMFS152.5BL	217
CMFS152.5GR	217
CMFS152.5GV	217
CMFS152.5MA	217
CMFS152.5NR	217
CMFS152.5RO	217
CMFS154BL	217
CMFS154GV	217
CMFS154MA	217

REF.	PAG.
CMFS154NR	217
CR14154BNS	170
CR14254BN	170
CR14255BN	170
CR14404BN	170
CR14405BN	170
CR14504BN	170
CR14505BN	170
CR24154BNS	178
CR24254BN	178
CR24255BN	178
CR24404BN	178
CR24405BN	178
CR24504BN	178
CR24505BN	178
CR34154BNS	176
CR34254BN	176
CR34255BN	176
CR34404BN	176
CR34405BN	176
CR34504BN	176
CR34505BN	176
EINP14000	68
EINP14001	68
EINP14002	68
EINP14003	68
EINP14004	68
EINP14005	69
EINP14006	69
EINP14007	68
EINP15000	68
EINP16000	68
EINP16001	68
EINP16002	68
EINP16003	68
EINP16004	68
EINP16005	69
EINP16006	69
EINP16007	68
EINP17000	68
ER12203R	173
ER12204R	173
ER12253R	173
ER12254R	173
ER12255R	173
ER12304R	173

REF.	PAG.
ER12305R	173
ER12404R	173
ER12405R	173
ER12504R	173
ER12505R	173
ER22203R	181
ER22204R	181
ER22253R	181
ER22254R	181
ER22255R	181
ER22304R	181
ER22305R	181
ER22404R	181
ER22405R	181
ER22504R	181
ER22505R	181
ER32203R	181
ER32204B	181
ER32204N	181
ER32204R	181
ER32253R	181
ER32254R	181
ER32255R	181
ER32304R	181
ER32305R	181
ER32404R	181
ER32405R	181
ER32504R	181
ER32505R	181
ER52154R	45
ER52254R	45
ER53154R	45
ER53254R	45
ER54154R	45
ER54254R	45
GD0230V	171
GD0300V	171
GD14203VR	171
GD14254VR	171
GD14504VR	171
GD24254VR	179
GD24404VR	179
GD24504VR	179
GD34254VR	177
GD34504VR	177
GDNP24254VR	179

REF.	PAG.
ER12305R	173
ER12404R	173
ER12405R	173
ER12504R	173
ER12505R	173
ER22203R	181
ER22204R	181
ER22253R	181
ER22254R	181
ER22255R	181
ER22304R	181
ER22305R	181
ER22404R	181
ER22405R	181
ER22504R	181
ER22505R	181
ER32203R	181
ER32204B	181
ER32204N	181
ER32204R	181
ER32253R	181
ER32254R	181
ER32255R	181
ER32304R	181
ER32305R	181
ER32404R	181
ER32405R	181
ER32504R	181
ER32505R	181
ER52154R	45
ER52254R	45
ER53154R	45
ER53254R	45
ER54154R	45
ER54254R	45
GD0230V	171
GD0300V	171
GD14203VR	171
GD14254VR	171
GD14504VR	171
GD24254VR	179
GD24404VR	179
GD24504VR	179
GD34254VR	177
GD34504VR	177
GDNP24254VR	179

REF.	PAG.
GDNP24504VR	179
GDNP34254VR	177
GDNP34504VR	177
GPB-10	194
GPB-14	194
GPB-16	194
GPB-20	194
GPB-4	194
GPB-6	194
GPB-7	194
GPB-8	194
GPG-10	194
GPG-14	194
GPG-16	194
GPG-20	194
GPG-4	194
GPG-6	194
GPG-7	194
GPG-8	194
I-39123	133
I-39134	133
I-39145	133
I-39146	133
I-39157	133
LUNAB	50
LUNAN	50
M22MTD	51
M22MTDS	51
M24V	47
M323	49
M42	63
M52	49
MK21060-R	198
MK21060.2-R	198
MK21159-R	198
MK21170-R	198
MK21216-R	198
MK21255-R	199
MK21597-R	198
PL-39123	133
PL-39134	133
PL-39145	133
PL-39146	133
PL-39157	133
PL-39168	133
PR10MTN8213	103

REF.	PAG.
GDNP24504VR	179
GDNP34254VR	177
GDNP34504VR	177
GPB-10	190
GPB-14	190
GPB-16	190
GPB-20	190
GPB-4	190
GPB-6	190
GPB-7	190
GPB-8	190
GPG-10	190
GPG-14	190
GPG-16	190
GPG-20	190
GPG-4	190
GPG-6	190
GPG-7	190
GPG-8	190
I-39123	133
I-39134	133
I-39145	133
I-39146	133
I-39157	133
LUNAB	50
LUNAN	50
M22MTD	51
M22MTDS	51
M24V	47
M323	49
M42	63
M52	49
MK21060-R	198
MK21060.2-R	198
MK21159-R	198
MK21170-R	198
MK21216-R	198
MK21255-R	199
MK21597-R	198
PL-39123	133
PL-39134	133
PL-39145	133
PL-39146	133
PL-39157	133
PL-39168	133
PR10MTN8213	103

REF.	PAG.
PR10MTN8214	103
PR10MTN8215	103
PR10MTN9213	103
PR10MTN9214	103
PR10MTN9215	103
PR20MTN8213	103
PR20MTN8214	103
PR20MTN8215	103
PR20MTN9213	103
PR20MTN9214	103
PR20MTN9215	103
PR25MTN8213	103
PR25MTN8214	103
PR25MTN8215	103
PR25MTN9213	103
PR25MTN9214	103
PR25MTN9215	103
PR30MTN8213	103
PR30MTN8214	103
PR30MTN8215	103
PR30MTN9213	103
PR30MTN9214	103
PR30MTN9215	103
PRNP83255	102
PRNP83305	102
PRNP83405	102
PRNP83505	102
PRNP93254S	102
PRNP93255	102
PRNP93255S	102
PRNP93305	102
PRNP93405	102
PRNP93504S	102
PRNP95257	102
PRNP95307	102
PRNP97209	102
PRNP97259	102
RG04	137
RG12	137
RS00470-B	201
RS00472-B	201
RS010	189
RS025	189
RS040	189
RS060	189
RS100	185

REF.	PAG.
RS101	185
RS102	185
RS103	185
RS104	185
RS105	185
RS106	185
RS107	185
RS1107	42
RS1144	42
RS122	185
RS1303	147
RS13301	206
RS13302	206
RS13303	206
RS13401	207
RS13402	207
RS13403	207
RS13404	207
RS13405	207
RS13406	207
RS13407	207
RS13408	207
RS13409	207
RS13414	207
RS13424	207
RS13504	208
RS13505	208
RS13506	208
RS13507	208
RS13508	208
RS13509	208
RS13514	208
RS13524	208
RS13525	209
RS13526	209
RS13527	209
RS13528	209
RS13529	209
RS13535	208
RS13536	208
RS13537	208
RS13538	208
RS13545	209
RS13546	209
RS13547	209
RS13955	42

REF.	PAG.
RS13960	43
RS13960-F	43
RS1450	148
RS150039570	131
RS150039980	131
RS16001	210
RS16002	210
RS16003	210
RS16004	210
RS16005	210
RS16006	210
RS16011	210
RS16012	210
RS16013	210
RS16014	210
RS16015	210
RS16016	210
RS16021	210
RS16022	210
RS16023	210
RS16024	210
RS16031	211
RS16032	211
RS16033	211
RS16034	211
RS16041	210
RS16042	210
RS16043	210
RS16044	210
RS16045	210
RS16046	210
RS16051	211
RS16052	211
RS16053	211
RS16054	211
RS16061	211
RS16062	211
RS16063	211
RS16116	210
RS16120	210
RS16125	210
RS16132	210
RS16140	210
RS16150	210
RS16216	211
RS16220	211

REF.	PAG.
RS13960	43
RS13960-F	43
RS1450	154
RS150039570	131
RS150039980	131
RS16001	210
RS16002	210
RS16003	210
RS16004	210
RS16005	210
RS16006	210
RS16011	210
RS16012	210
RS16013	210
RS16014	210
RS16015	210
RS16016	210
RS16021	210
RS16022	210
RS16023	210
RS16024	210
RS16031	211
RS16032	211
RS16033	211
RS16034	211
RS16041	210
RS16042	210
RS16043	210
RS16044	210
RS16045	210
RS16046	210
RS16051	211
RS16052	211
RS16053	211
RS16054	211
RS16061	211
RS16062	211
RS16063	211
RS16116	210
RS16120	210
RS16125	210
RS16132	210
RS16140	210
RS16150	210
RS16216	211
RS16220	211

REF.	PAG.
RS16225	211
RS16232	211
RS16240	211
RS16250	211
RS16316	211
RS16320	211
RS16325	211
RS16332	211
RS16340	211
RS16350	211
RS16610	211
RS16612	211
RS16616	211
RS16620	211
RS16625	211
RS16632	211
RS16666	210
RS16670	210
RS16675	210
RS16682	210
RS16690	210
RS16695	210
RS16816	211
RS16820	211
RS16825	211
RS16832	211
RS16840	211
RS16850	211
RS177	185
RS178	185
RS203060	162
RS2107	42
RS2108	42
RS2109	42
RS2345	107
RS2356	107
RS23810	129
RS23812	129
RS23813	124
RS23960	43
RS2431	107
RS24960	43
RS24961	43
RS256	42
RS257	42
RS3000	131

REF.	PAG.
RS3001	131
RS321	51
RS3900	137
RS3901	130
RS39018	138
RS3902	130
RS3902-T	136
RS39036	138
RS3904-T	136
RS3905	130
RS39054	138
RS3907	130
RS39072	138
RS3908-T	136
RS3909	130
RS3911	131
RS3912-T	136
RS39120	133
RS39123	132
RS39134	132
RS39145	132
RS39146	132
RS39157	133
RS39168	133
RS3917	131
RS3918	130
RS3926-T	137
RS3927	122
RS3928	129
RS3942-T	137
RS3953	125
RS3954	125
RS3955	125
RS3956	125
RS3957	123
RS3957.1	121
RS3958	123
RS3958.1	121
RS3960	128
RS3964	124
RS3965	124
RS3974	122
RS3975	126
RS3977	123
RS3978	127
RS402	185

REF.	PAG.
RS43000	203
RS43002	203
RS43003	203
RS43301	201
RS43302	201
RS43303	201
RS43304	201
RS43401	202
RS43402	202
RS43403	202
RS43404	202
RS43502	202
RS43503	202
RS43801	203
RS43802	203
RS6402	120
RS6411	120
RS6412	120
RS6413	120
RS6414	120
RS6415	120
RS6416	120
RS6417	39
RS6418	39
RS6419	39
RS6420	39
RS6421	39
RS6503	120
RS6601	120
RS6901	121
RS70140	147
RS70140N	147
RS70540	147
RS70540N	147
RS71518	195
RS71518-A	195
RS71528	195
RS71528-A	195
RS71529	195
RS71529-A	195
RS71547	195
RS71551	101
RS71552	101
RS71556	101
RS71557	195
RS71560	195

REF.	PAG.
RS71561	195
RS71562	195
RS71590	101
RS71592	101
RS71594	101
RS71607	101
RS71608	101
RS71717	195
RS71727	195
RS71729	195
RS71746-B	195
RS71757	195
RS71760	195
RS73630	107
RS73800	184
RS73801	184
RS73802	184
RS73803	184
RS73804	184
RS73805	184
RS73806	184
RS73807	184
RS73808	184
RS76107	172
RS76110	172
RS76111	172
RS76113	172
RS76114	172
RS78001	154
RS78002	154
RS78003	155
RS78004	155
RS78006	155
RS78007	155
RS78023	146
RS78024	146
RS78027	153
RS78028	153
RS78029	153
RS78030	153
RS78041T	151
RS78042T	151
RS78045T	151
RS78046T	151
RS78054	148
RS78059	148

REF.	PAG.
RS78119	144
RS78120	144
RS78121	144
RS78122	144
RS78130	145
RS78131	145
RS78132	145
RS78133	145
RS78137	144
RS78138	144
RS78139	144
RS78140	144
RS78150	145
RS78151	145
RS78152	145
RS78153	145
RS78203	150
RS78204	150
RS78205	155
RS78206	155
RS78514	146
RS78524	146
RS78541T	151
RS78542	148
RS78543T	151
RS78545T	151
RS78546T	151
RS78559	148
RS78600	144
RS78601	154
RS78602	154
RS78603	155
RS78604	155
RS78606	155
RS78607	155
RS78609	144
RS78610	144
RS78620	144
RS78621	144
RS78622	144
RS78627	153
RS78628	153
RS78629	153
RS78630	153
RS78630	149
RS78631	145

REF.	PAG.
RS78632	145
RS78633	145
RS78636	145
RS78637	145
RS78638	144
RS78639	144
RS78651	145
RS78653	145
RS78703	154
RS78704	154
RS78705	155
RS78706	155
RS78706	151
RS92001	162
RS92002	162
RS92005	162
RS92006	162
RS92007	160
RS92011	160
RS92012	160
RS92015	161
RS92016	161
RS92023	162
RS92024	162
RS92030	174
RS92031	174
RS92032	174
RS92033	174
RS92034	174
RS92035	174
RS92047	174
RS92048	174
RS92049	174
RS92050	174
RS92099	163
RS92101	164
RS92101N	166
RS92102	163
RS92104	163
RS92104N	163
RS92113	160
RS92114	160
RS92117	161
RS92118	161
RS92121	161
RS92125	164

REF.	PAG.
RS92129	164
RS93001	188
RS93002	188
RS93003	188
RS93010	188
RS93011	188
RS93020	188
RS93021	188
RS93022	188
RS93023	188
RS93024	188
RS93025	188
RS93030	188
RS94001	159
RS94002	159
RS94005	159
RS94006	159
RS94060	159
RS94073	159
RS94124	159
RS94125	159
RS94130	167
RS94131	167
RS94132	167
RS94133	167
RS96001	147
RS96002	147
RS96003	147
RS96004	147
RS96501	147
RS96502	147
RS96503	147
RS96504	147
RS98013	146
RS98014	146
RS98015	146
RS98016	146
RS98101	143
RS98102	143
RS98103	144
RS98104	144
RS98105	143
RS98106	143
RS98107	144
RS98108	144
RS98109	144

REF.	PAG.
RS98110	144
RS98508	146
RS98509	146
RS98524	146
RS98525	146
RS98600	142
RS98601	143
RS98602	142
RS98604	143
RS98605	143
RS98620	143
RS98621	142
RS98622	143
RS98623	143
RS98626	142
RS99019	146
RS99020	146
RS99510	146
RS99511	146
RSH20	107
RSH21	107
RSH41	106
RSH41B	106
RSH42	106
RSH43	106
RSH44	106
RSH45	106
RSH46	106
RSH47	106
RSH48	106
RSPA20P	189
RSPA30P	189
RSPA40P	189
RSPA50P	189
RSZ134E	42
SPTA12	137
SPTA4	137
SPVAN-MT	50
SPVAN-MTD	50
SPVAN-MTDS	50
SPVAN-MTS	50
SPVANB	50
SPVANN	50
SROTOLATORE	215
ST133	148

REF.	PAG.
Emilia SMART	166
Multiprese Emilia	158
Emilia prime	146
UNIKA	148
power Shell	44
plug Shell	70
TRI pro X	67

Emilia SMART

Emilia prime

Multiprese Emilia

UNIKA

power Shell

plug Shell

TRI X pro

ela PLUG



Catalogo Generale 2018/2019 - General Catalogue 2018/2019

ROSI Energy for You

ROSI SRL Produzione Materiale Elettrico
Via Marabotto, 180 - 29010
Castelnuovo Fogliani (PC) ITALY
Tel. +39 0523 947166
www.rosi.it - info@rosi.it